

Statement of Votes Cast  
 GENERAL ELECTION  
 CHRISTIAN COUNTY, MISSOURI  
 TUESDAY, NOVEMBER 8, 2022  
 Election Results  
 OFFICIAL RESULTS

Date: 11/15/2022  
 Time: 2:07:43 PM CST  
 Page 1/73

US SENATOR

	Reg. Voters	Total Votes	ERIC SCHMITT (REP)	TRUDY BUSCH VALENTINE	JONATHAN DINE (LIB)	PAUL VENABLE (CST)
Jurisdiction Wide						
1. E. BENTON/3. BRUNER						
Normal	969	496	405 81.65%	74 14.92%	13 2.62%	4 0.81%
Absentee	969	0	0 -	0 -	0 -	0 -
2. W. BENTON/14. LINDEN						
Normal	1956	1069	810 75.77%	234 21.89%	18 1.68%	7 0.65%
Absentee	1956	0	0 -	0 -	0 -	0 -
4. CHADWICK 11. GARR 12. LH 16. SL 18. OF 25.SEN						
Normal	1163	612	516 84.31%	81 13.24%	12 1.96%	3 0.49%
Absentee	1163	0	0 -	0 -	0 -	0 -
5. RIVERSIDE						
Normal	5993	2645	1967 74.37%	602 22.76%	56 2.12%	20 0.76%
Absentee	5993	0	0 -	0 -	0 -	0 -
6. CASSIDY 1						
Normal	2967	1173	843 71.87%	296 25.23%	27 2.30%	7 0.60%
Absentee	2967	0	0 -	0 -	0 -	0 -
7. WEST FINELY 1						
Normal	1788	601	430 71.55%	142 23.63%	24 3.99%	5 0.83%
Absentee	1788	0	0 -	0 -	0 -	0 -
8. EAST FINLEY						
Normal	4858	2062	1542 74.78%	436 21.14%	56 2.72%	28 1.36%
Absentee	4858	0	0 -	0 -	0 -	0 -
9. NORTH GALLOWAY						
Normal	3021	1404	1113 79.27%	245 17.45%	32 2.28%	14 1.00%
Absentee	3021	0	0 -	0 -	0 -	0 -
10. SOUTH GALLOWAY						
Normal	1762	900	737 81.89%	131 14.56%	17 1.89%	15 1.67%
Absentee	1762	0	0 -	0 -	0 -	0 -
13. LINCOLN #1						
Normal	2528	1191	879 73.80%	277 23.26%	22 1.85%	13 1.09%
Absentee	2528	0	0 -	0 -	0 -	0 -
15. NORTH LINN						
Normal	800	489	371 75.87%	109 22.29%	4 0.82%	5 1.02%
Absentee	800	0	0 -	0 -	0 -	0 -
17. McCRAKEN						
Normal	1950	948	740 78.06%	170 17.93%	28 2.95%	10 1.05%
Absentee	1950	0	0 -	0 -	0 -	0 -


*Charles Essick*  
*Ketur Ehr*  
*Zina Russell*  
*Tom Cook*

Statement of Votes Cast  
 GENERAL ELECTION  
 CHRISTIAN COUNTY, MISSOURI  
 TUESDAY, NOVEMBER 8, 2022  
 Election Results  
 OFFICIAL RESULTS

Date: 11/15/2022  
 Time: 2:07:43 PM CST  
 Page 2/73

US SENATOR

	Reg. Voters	Total Votes	ERIC SCHMITT (REP)	TRUDY BUSCH VALENTINE	JONATHAN DINE (LIB)	PAUL VENABLE (CST)			
19. UNION CHAPEL 1B									
Normal	1258	489	330 67.48%	147 30.06%	10 2.04%	2 0.41%			
Absentee	1258	0	0 -	0 -	0 -	0 -			
20. POLK									
Normal	2594	1354	1041 76.88%	271 20.01%	24 1.77%	18 1.33%			
Absentee	2594	0	0 -	0 -	0 -	0 -			
21. UNION CHAPEL 1A									
Normal	1963	1028	702 68.29%	300 29.18%	22 2.14%	4 0.39%			
Absentee	1963	0	0 -	0 -	0 -	0 -			
22. ROSEDALE 1A									
Normal	2634	1132	770 68.02%	312 27.56%	33 2.92%	17 1.50%			
Absentee	2634	0	0 -	0 -	0 -	0 -			
23. GARDEN GROVE									
Normal	2511	1143	757 66.23%	345 30.27%	29 2.54%	11 0.96%			
Absentee	2511	0	0 -	0 -	0 -	0 -			
24. NORTHVIEW A									
Normal	2711	1219	796 65.30%	383 31.42%	28 2.30%	12 0.98%			
Absentee	2711	0	0 -	0 -	0 -	0 -			
26. SPARTA									
Normal	1916	914	705 77.13%	164 17.94%	29 3.17%	16 1.75%			
Absentee	1916	0	0 -	0 -	0 -	0 -			
27. UNION CHAPEL 2A									
Normal	2442	1101	817 74.21%	243 22.07%	30 2.72%	11 1.00%			
Absentee	2442	0	0 -	0 -	0 -	0 -			
28. ROSEDALE #2									
Normal	2108	1127	799 70.90%	302 26.80%	17 1.51%	9 0.80%			
Absentee	2108	0	0 -	0 -	0 -	0 -			
29. NORTHVIEW B									
Normal	2608	1307	917 70.16%	346 26.47%	36 2.75%	8 0.61%			
Absentee	2608	0	0 -	0 -	0 -	0 -			
30. ROSEDALE 1B									
Normal	2346	910	599 65.82%	279 30.66%	21 2.31%	11 1.21%			
Absentee	2346	0	0 -	0 -	0 -	0 -			
31. UNION CHAPEL 2B									
Normal	1263	695	495 71.22%	184 26.47%	9 1.29%	7 1.01%			
Absentee	1263	0	0 -	0 -	0 -	0 -			
32. CASSIDY #2									
Normal	3960	1655	1212 73.23%	399 24.11%	31 1.87%	13 0.79%			
Absentee	3960	0	0 -	0 -	0 -	0 -			

*Carla Cassin*  
*Kelli Elmer*  
*Ann Russell*  


Statement of Votes Cast  
 GENERAL ELECTION  
 CHRISTIAN COUNTY, MISSOURI  
 TUESDAY, NOVEMBER 8, 2022  
 Election Results  
 OFFICIAL RESULTS

Date: 11/15/2022  
 Time: 2:07:43 PM CST  
 Page 3/73

US SENATOR

	Reg. Voters	Total Votes	ERIC SCHMITT (REP)	TRUDY BUSCH VALENTINE	JONATHAN DINE (LIB)	PAUL VENABLE (CST)
33. LINCOLN #2						
Normal	1735	774	612 79.07%	132 17.05%	25 3.23%	5 0.65%
Absentee	1735	0	0 -	0 -	0 -	0 -
34. WEST FINELY 2						
Normal	1697	775	575 74.19%	181 23.35%	13 1.68%	6 0.77%
Absentee	1697	0	0 -	0 -	0 -	0 -
35. NORTHVIEW C						
Normal	1771	836	566 67.70%	235 28.11%	24 2.87%	11 1.32%
Absentee	1771	0	0 -	0 -	0 -	0 -
ABSENTEE						
Normal	0	0	0 -	0 -	0 -	0 -
Absentee	0	3251	2180 66.44%	1049 32.27%	30 0.92%	12 0.37%
Total						
Normal	65269	30049	22046 73.37%	7021 23.37%	690 2.30%	292 0.97%
Absentee	65269	3251	2180 66.44%	1049 32.27%	30 0.92%	12 0.37%
Total	65269	33300	24206 72.69%	8070 24.23%	720 2.16%	304 0.91%

*Carla Esnik*  
*Kelci Ehr*  
*Tom Cupper*  
*Tom Cupper*

Statement of Votes Cast  
 GENERAL ELECTION  
 CHRISTIAN COUNTY, MISSOURI  
 TUESDAY, NOVEMBER 8, 2022  
 Election Results  
 OFFICIAL RESULTS

Date: 11/15/2022  
 Time: 2:07:43 PM CST  
 Page 4/73

STATE AUDITOR

Jurisdiction Wide	Reg. Voters	Total Votes	SCOTT FITZPATRICK (REP)	ALAN GREEN (DEM)	JOHN A. HARTWIG, Jr. (LIB)		
1. E. BENTON/3. BRUNER							
Normal	969	495	425 85.86%	54 10.91%	16 3.23%		
Absentee	969	0	0 -	0 -	0 -		
2. W. BENTON/14. LINDEN							
Normal	1956	1064	838 78.76%	204 19.17%	22 2.07%		
Absentee	1956	0	0 -	0 -	0 -		
4. CHADWICK 11. GARR 12. LH 16. SL 18. OF 25.SEN							
Normal	1163	604	516 85.43%	66 10.93%	22 3.64%		
Absentee	1163	0	0 -	0 -	0 -		
5. RIVERSIDE							
Normal	5993	2633	2041 77.52%	514 19.52%	78 2.96%		
Absentee	5993	0	0 -	0 -	0 -		
6. CASSIDY 1							
Normal	2967	1168	889 76.11%	245 20.98%	34 2.91%		
Absentee	2967	0	0 -	0 -	0 -		
7. WEST FINELY 1							
Normal	1786	599	443 73.96%	127 21.20%	29 4.84%		
Absentee	1786	0	0 -	0 -	0 -		
8. EAST FINLEY							
Normal	4858	2047	1604 78.36%	378 18.47%	65 3.18%		
Absentee	4858	0	0 -	0 -	0 -		
9. NORTH GALLOWAY							
Normal	3021	1400	1151 82.21%	211 15.07%	38 2.71%		
Absentee	3021	0	0 -	0 -	0 -		
10. SOUTH GALLOWAY							
Normal	1762	900	766 85.11%	112 12.44%	22 2.44%		
Absentee	1762	0	0 -	0 -	0 -		
13. LINCOLN #1							
Normal	2526	1185	924 77.97%	226 19.07%	35 2.95%		
Absentee	2526	0	0 -	0 -	0 -		
15. NORTH LINN							
Normal	800	488	384 79.01%	96 19.75%	6 1.23%		
Absentee	800	0	0 -	0 -	0 -		
17. McCRAKEN							
Normal	1950	945	772 81.69%	141 14.92%	32 3.39%		
Absentee	1950	0	0 -	0 -	0 -		


*Carla Essick*  
*Kelli Ehr*  
*Anna Russell*  
*Tom*

Statement of Votes Cast  
 GENERAL ELECTION  
 CHRISTIAN COUNTY, MISSOURI  
 TUESDAY, NOVEMBER 8, 2022  
 Election Results  
 OFFICIAL RESULTS

Date: 11/15/2022  
 Time: 2:07:43 PM CST  
 Page 5/73

STATE AUDITOR

	Reg. Voters	Total Votes	SCOTT FITZPATRICK (REP)	ALAN GREEN (DEM)	JOHN A. HARTWIG, Jr. (LIB)		
19. UNION CHAPEL 1B							
Normal	1258	487	343 70.43%	127 26.08%	17 3.49%		
Absentee	1258	0	0 -	0 -	0 -		
20. POLK							
Normal	2594	1344	1090 81.10%	205 15.25%	49 3.65%		
Absentee	2594	0	0 -	0 -	0 -		
21. UNION CHAPEL 1A							
Normal	1963	1020	757 74.22%	244 23.92%	19 1.88%		
Absentee	1963	0	0 -	0 -	0 -		
22. ROSEDALE 1A							
Normal	2634	1125	805 71.56%	276 24.53%	44 3.91%		
Absentee	2634	0	0 -	0 -	0 -		
23. GARDEN GROVE							
Normal	2511	1139	789 69.27%	314 27.57%	36 3.16%		
Absentee	2511	0	0 -	0 -	0 -		
24. NORTHVIEW A							
Normal	2711	1207	856 70.92%	314 28.01%	37 3.07%		
Absentee	2711	0	0 -	0 -	0 -		
26. SPARTA							
Normal	1916	908	732 80.62%	149 18.41%	27 2.97%		
Absentee	1916	0	0 -	0 -	0 -		
27. UNION CHAPEL 2A							
Normal	2442	1096	855 78.01%	214 19.53%	27 2.46%		
Absentee	2442	0	0 -	0 -	0 -		
28. ROSEDALE #2							
Normal	2108	1115	814 73.00%	262 23.50%	39 3.50%		
Absentee	2108	0	0 -	0 -	0 -		
29. NORTHVIEW B							
Normal	2608	1296	972 75.00%	281 21.68%	43 3.32%		
Absentee	2608	0	0 -	0 -	0 -		
30. ROSEDALE 1B							
Normal	2346	909	643 70.74%	243 26.73%	23 2.53%		
Absentee	2346	0	0 -	0 -	0 -		
31. UNION CHAPEL 2B							
Normal	1263	697	528 75.75%	152 21.81%	17 2.44%		
Absentee	1263	0	0 -	0 -	0 -		
32. CASSIDY #2							
Normal	3960	1643	1270 77.30%	338 20.57%	35 2.13%		
Absentee	3960	0	0 -	0 -	0 -		


*Carl Esch*  
*Kelli Ehr*  
*Don Rumer*  


Statement of Votes Cast  
 GENERAL ELECTION  
 CHRISTIAN COUNTY, MISSOURI  
 TUESDAY, NOVEMBER 8, 2022  
 Election Results  
 OFFICIAL RESULTS

Date: 11/15/2022  
 Time: 2:07:43 PM CST  
 Page 6/73

STATE AUDITOR

	Reg. Voters	Total Votes	SCOTT FITZPATRICK (REP)	ALAN GREEN (DEM)	JOHN A. HARTWIG, Jr. (LIB)		
33. LINCOLN #2							
Normal	1738	775	641 82.71%	109 14.06%	25 3.23%		
Absentee	1738	0	0 -	0 -	0 -		
34. WEST FINELY 2							
Normal	1697	772	591 78.55%	156 20.21%	25 3.24%		
Absentee	1697	0	0 -	0 -	0 -		
35. NORTHVIEW C							
Normal	1771	828	600 72.46%	193 23.31%	35 4.23%		
Absentee	1771	0	0 -	0 -	0 -		
ABSENTEE							
Normal	0	0	0 -	0 -	0 -		
Absentee	0	3242	2226 68.66%	960 29.61%	56 1.73%		
Total							
Normal	65269	29887	23039 77.09%	5951 19.91%	897 3.00%		
Absentee	65269	3242	2226 68.66%	960 29.61%	56 1.73%		
Total	65269	33129	25265 76.26%	6911 20.86%	953 2.88%		


*Carla Essick*  
*Kelley Elmer*  
*Russell*  


Statement of Votes Cast  
 GENERAL ELECTION  
 CHRISTIAN COUNTY, MISSOURI  
 TUESDAY, NOVEMBER 8, 2022  
 Election Results  
 OFFICIAL RESULTS

Date: 11/15/2022  
 Time: 2:07:43 PM CST  
 Page 7/73

US REPRESENTATIVE DISTRICT 7

	Reg. Voters	Total Votes	ERIC BURLISON (REP)	KRISTEN RADAKE-SHEAFER	KEVIN CRAIG (LIB)
Jurisdiction Wide					
1. E. BENTON/3. BRUNER					
Normal	969	498	418 83.94%	61 12.25%	19 3.82%
Absentee	969	0	0 -	0 -	0 -
2. W. BENTON/14. LINDEN					
Normal	1956	1071	835 77.96%	216 20.17%	20 1.87%
Absentee	1956	0	0 -	0 -	0 -
4. CHADWICK 11. GARR 12. LH 16. SL 18. OF 25.SEN					
Normal	1163	609	533 87.52%	65 10.67%	11 1.81%
Absentee	1163	0	0 -	0 -	0 -
5. RIVERSIDE					
Normal	5993	2641	2025 76.68%	557 21.09%	59 2.23%
Absentee	5993	0	0 -	0 -	0 -
6. CASSIDY 1					
Normal	2967	1168	869 74.40%	274 23.46%	25 2.14%
Absentee	2967	0	0 -	0 -	0 -
7. WEST FINELY 1					
Normal	1786	598	445 74.41%	129 21.57%	24 4.01%
Absentee	1786	0	0 -	0 -	0 -
8. EAST FINLEY					
Normal	4858	2056	1581 76.90%	409 19.89%	66 3.21%
Absentee	4858	0	0 -	0 -	0 -
9. NORTH GALLOWAY					
Normal	3021	1400	1144 81.71%	222 15.86%	34 2.43%
Absentee	3021	0	0 -	0 -	0 -
10. SOUTH GALLOWAY					
Normal	1782	905	767 84.75%	113 12.49%	25 2.76%
Absentee	1782	0	0 -	0 -	0 -
13. LINCOLN #1					
Normal	2526	1187	917 77.25%	247 20.81%	23 1.94%
Absentee	2526	0	0 -	0 -	0 -
15. NORTH LINN					
Normal	800	486	383 78.81%	97 19.96%	6 1.23%
Absentee	800	0	0 -	0 -	0 -
17. McCRAKEN					
Normal	1950	949	765 80.61%	152 16.02%	32 3.37%
Absentee	1950	0	0 -	0 -	0 -


*Carl Essick*  
*Keder Ehr*  
*Ben Boney*  


Statement of Votes Cast  
 GENERAL ELECTION  
 CHRISTIAN COUNTY, MISSOURI  
 TUESDAY, NOVEMBER 8, 2022  
 Election Results  
 OFFICIAL RESULTS

Date: 11/15/2022  
 Time: 2:07:43 PM CST  
 Page 8/73

US REPRESENTATIVE DISTRICT 7

	Reg. Voters	Total Votes	ERIC BURLISON (REP)	KRISTEN RADAKE-SHEAFER	KEVIN CRAIG (LIB)		
19. UNION CHAPEL 1B							
Normal	1258	486	342 70.37%	131 26.95%	13 2.67%		
Absentee	1258	0	0	0	0		
20. POLK							
Normal	2594	1350	1083 80.22%	235 17.41%	32 2.37%		
Absentee	2594	0	0	0	0		
21. UNION CHAPEL 1A							
Normal	1963	1022	739 72.31%	259 25.34%	24 2.35%		
Absentee	1963	0	0	0	0		
22. ROSEDALE 1A							
Normal	2634	1128	800 70.92%	298 26.42%	30 2.66%		
Absentee	2634	0	0	0	0		
23. GARDEN GROVE							
Normal	2511	1138	790 69.42%	318 27.77%	32 2.81%		
Absentee	2511	0	0	0	0		
24. NORTHVIEW A							
Normal	2711	1216	842 69.24%	347 28.54%	27 2.22%		
Absentee	2711	0	0	0	0		
26. SPARTA							
Normal	1916	911	734 80.57%	146 16.03%	31 3.40%		
Absentee	1916	0	0	0	0		
27. UNION CHAPEL 2A							
Normal	2442	1100	841 76.45%	235 21.36%	24 2.18%		
Absentee	2442	0	0	0	0		
28. ROSEDALE #2							
Normal	2108	1124	818 72.78%	282 25.09%	24 2.14%		
Absentee	2108	0	0	0	0		
29. NORTHVIEW B							
Normal	2608	1301	953 73.25%	319 24.52%	29 2.23%		
Absentee	2608	0	0	0	0		
30. ROSEDALE 1B							
Normal	2346	912	643 70.50%	249 27.30%	20 2.19%		
Absentee	2346	0	0	0	0		
31. UNION CHAPEL 2B							
Normal	1263	698	519 74.36%	165 23.64%	14 2.01%		
Absentee	1263	0	0	0	0		
32. CASSIDY #2							
Normal	3960	1648	1248 75.73%	360 21.84%	40 2.43%		
Absentee	3960	0	0	0	0		

*Carl Esch*  
*Kedar Elmer*  
*Jim Russell*  





Statement of Votes Cast  
 GENERAL ELECTION  
 CHRISTIAN COUNTY, MISSOURI  
 TUESDAY, NOVEMBER 8, 2022  
 Election Results  
 OFFICIAL RESULTS

Date: 11/15/2022  
 Time: 2:07:43 PM CST  
 Page 9/73

US REPRESENTATIVE DISTRICT 7

	Reg. Voters	Total Votes	ERIC BURLISON (REP)	KRISTEN RADAKE-SHEAFER	KEVIN CRAIG (LIB)		
33. LINCOLN #2							
Normal	1736	775	635 81.94%	117 15.10%	23 2.97%		
Absentee	1738	0	0 -	0 -	0 -		
34. WEST FINELY 2							
Normal	1697	774	592 78.49%	161 20.80%	21 2.71%		
Absentee	1697	0	0 -	0 -	0 -		
35. NORTHVIEW C							
Normal	1771	833	589 70.71%	216 25.93%	28 3.36%		
Absentee	1771	0	0 -	0 -	0 -		
ABSENTEE							
Normal	0	0	0 -	0 -	0 -		
Absentee	0	3243	2209 68.12%	985 30.37%	49 1.51%		
Total							
Normal	65269	29984	22850 76.21%	6378 21.27%	756 2.52%		
Absentee	65269	3243	2209 68.12%	985 30.37%	49 1.51%		
Total	65269	33227	25059 75.42%	7363 22.18%	805 2.42%		


*Carl Essick*  
*Kelli Elmer*  
*Tommy Ryzner*  


Statement of Votes Cast  
 GENERAL ELECTION  
 CHRISTIAN COUNTY, MISSOURI  
 TUESDAY, NOVEMBER 8, 2022  
 Election Results  
 OFFICIAL RESULTS

Date: 11/15/2022  
 Time: 2:07:43 PM CST  
 Page 10/73

STATE REPRESENTATIVE  
 DISTRICT 138

	Reg. Voters	Total Votes	BRAD HUDSON (REP)	
Jurisdiction Wide				
1. E. BENTON/3. BRUNER				
Normal	15	9	9	100.00%
Absentee	15	0	0	
4. CHADWICK 11. GARR 12. LH 16. SL 18. OF 25.SEN				
Normal	1163	533	533	100.00%
Absentee	1163	0	0	
9. NORTH GALLOWAY				
Normal	3021	1200	1200	100.00%
Absentee	3021	0	0	
10. SOUTH GALLOWAY				
Normal	1762	791	791	100.00%
Absentee	1762	0	0	
15. NORTH LINN				
Normal	800	394	394	100.00%
Absentee	800	0	0	
26. SPARTA				
Normal	1916	770	770	100.00%
Absentee	1916	0	0	
ABSENTEE				
Normal	0	0	0	
Absentee	0	305	305	100.00%
Total				
Normal	8677	3697	3697	100.00%
Absentee	8677	305	305	100.00%
Total	8677	4002	4002	100.00%


*Carla Essick*  
*Kesee Elum*  
*Tom Russell*  


Statement of Votes Cast  
 GENERAL ELECTION  
 CHRISTIAN COUNTY, MISSOURI  
 TUESDAY, NOVEMBER 8, 2022  
 Election Results  
 OFFICIAL RESULTS

Date: 11/15/2022  
 Time: 2:07:43 PM CST  
 Page 11/73

STATE REPRESENTATIVE  
 DISTRICT 139

	Reg. Voters	Total Votes	BOB TITUS (REP)	
Jurisdiction Wide				
13. LINCOLN #1				
Normal	2528	999	999	100.00%
Absentee	2528	0	0	
19. UNION CHAPEL 1B				
Normal	1258	390	390	100.00%
Absentee	1258	0	0	
20. POLK				
Normal	2594	1176	1176	100.00%
Absentee	2594	0	0	
21. UNION CHAPEL 1A				
Normal	1963	817	817	100.00%
Absentee	1963	0	0	
22. ROSEDALE 1A				
Normal	2634	926	926	100.00%
Absentee	2634	0	0	
23. GARDEN GROVE				
Normal	2511	904	904	100.00%
Absentee	2511	0	0	
24. NORTHVIEW A				
Normal	2708	996	996	100.00%
Absentee	2708	0	0	
27. UNION CHAPEL 2A				
Normal	93	41	41	100.00%
Absentee	93	0	0	
28. ROSEDALE #2				
Normal	2108	891	891	100.00%
Absentee	2108	0	0	
29. NORTHVIEW B				
Normal	2004	841	841	100.00%
Absentee	2004	0	0	
30. ROSEDALE 1B				
Normal	2346	744	744	100.00%
Absentee	2346	0	0	
31. UNION CHAPEL 2B				
Normal	1179	522	522	100.00%
Absentee	1179	0	0	


*Carla Cassin*  
*Kedar Elm*  
*Dir. Sumner*  


Statement of Votes Cast  
 GENERAL ELECTION  
 CHRISTIAN COUNTY, MISSOURI  
 TUESDAY, NOVEMBER 8, 2022  
 Election Results  
 OFFICIAL RESULTS

Date: 11/15/2022  
 Time: 2:07:43 PM CST  
 Page 12/73

STATE REPRESENTATIVE  
 DISTRICT 139

	Reg. Voters	Total Votes	BOB TITUS (REP)	
33. LINCOLN #2				
Normal	1736	677	677	100.00%
Absentee	1736	0	0	
34. WEST FINELY 2				
Normal	1028	427	427	100.00%
Absentee	1028	0	0	
35. NORTHVIEW C				
Normal	1771	671	671	100.00%
Absentee	1771	0	0	
ABSENTEE				
Normal	0	0	0	
Absentee	0	989	989	100.00%
Total				
Normal	28459	11022	11022	100.00%
Absentee	28459	989	989	100.00%
Total	28459	12011	12011	100.00%


*Carla Essink*  
*Kedee Elmer*  
*Dora Russell*  


Statement of Votes Cast  
 GENERAL ELECTION  
 CHRISTIAN COUNTY, MISSOURI  
 TUESDAY, NOVEMBER 8, 2022  
 Election Results  
 OFFICIAL RESULTS

Date: 11/15/2022  
 Time: 2:07:43 PM CST  
 Page 13/73

STATE REPRESENTATIVE DISTRICT 140

	Reg. Voters	Total Votes	JAMIE RAY GRAGG (REP)	AMY FREELAND (DEM)
Jurisdiction Wide				
1. E. BENTON/3. BRUNER				
Normal	954	485	424 87.42%	61 12.58%
Absentee	954	0	0 -	0 -
2. W. BENTON/14. LINDEN				
Normal	1956	1060	845 79.72%	215 20.28%
Absentee	1956	0	0 -	0 -
5. RIVERSIDE				
Normal	5993	2611	2031 77.79%	580 22.21%
Absentee	5993	0	0 -	0 -
6. CASSIDY 1				
Normal	2967	1162	887 76.33%	275 23.67%
Absentee	2967	0	0 -	0 -
7. WEST FINELY 1				
Normal	1786	593	453 76.39%	140 23.61%
Absentee	1786	0	0 -	0 -
8. EAST FINLEY				
Normal	4858	2051	1627 79.33%	424 20.67%
Absentee	4858	0	0 -	0 -
17. McCRAKEN				
Normal	1950	940	775 82.45%	165 17.55%
Absentee	1950	0	0 -	0 -
24. NORTHVIEW A				
Normal	3	1	1 100.00%	0 -
Absentee	3	0	0 -	0 -
27. UNION CHAPEL 2A				
Normal	2349	1046	816 78.01%	230 21.99%
Absentee	2349	0	0 -	0 -
29. NORTHVIEW B				
Normal	604	289	203 70.24%	86 29.76%
Absentee	604	0	0 -	0 -
31. UNION CHAPEL 2B				
Normal	84	52	34 65.38%	18 34.62%
Absentee	84	0	0 -	0 -
32. CASSIDY #2				
Normal	3960	1643	1270 77.30%	373 22.70%
Absentee	3960	0	0 -	0 -


*Carl Cassin*  
*Kelli Elmer*  
*Ann Russell*  


Statement of Votes Cast  
 GENERAL ELECTION  
 CHRISTIAN COUNTY, MISSOURI  
 TUESDAY, NOVEMBER 8, 2022  
 Election Results  
 OFFICIAL RESULTS

Date: 11/15/2022  
 Time: 2:07:43 PM CST  
 Page 14/73

STATE REPRESENTATIVE DISTRICT 140

	Reg. Voters	Total Votes	JAMIE RAY GRAGG (REP)	AMY FREELAND (DEM)		
34. WEST FINELY 2						
Normal	689	252	197	78.17%	55	21.83%
Absentee	669	0	0	-	0	-
ABSENTEE						
Normal	0	0	0	-	0	-
Absentee	0	1535	1042	67.88%	493	32.12%
Total						
Normal	28133	12185	9583	78.48%	2622	21.52%
Absentee	28133	1535	1042	67.88%	493	32.12%
Total	28133	13720	10605	77.30%	3115	22.70%


*Carl Essick*  
*Kelli Elmer*  
*Jim Aune*  


Statement of Votes Cast  
 GENERAL ELECTION  
 CHRISTIAN COUNTY, MISSOURI  
 TUESDAY, NOVEMBER 8, 2022  
 Election Results  
 OFFICIAL RESULTS

Date: 11/15/2022  
 Time: 2:07:43 PM CST  
 Page 15/73

CIRCUIT JUDGE CIRCUIT 38  
 DIVISION 2

Jurisdiction Wide	Reg. Voters	Total Votes	JESSICA KRUSE (REP)	
1. E. BENTON/3. BRUNER				
Normal	969	426	426	100.00%
Absentee	969	0	0	
2. W. BENTON/14. LINDEN				
Normal	1956	906	906	100.00%
Absentee	1956	0	0	
4. CHADWICK 11. GARR 12. LH 16. SL 18. OF 25.SEN				
Normal	1163	522	522	100.00%
Absentee	1163	0	0	
5. RIVERSIDE				
Normal	5993	2232	2232	100.00%
Absentee	5993	0	0	
6. CASSIDY 1				
Normal	2967	1011	1011	100.00%
Absentee	2967	0	0	
7. WEST FINELY 1				
Normal	1786	500	500	100.00%
Absentee	1786	0	0	
8. EAST FINLEY				
Normal	4858	1774	1774	100.00%
Absentee	4858	0	0	
9. NORTH GALLOWAY				
Normal	3021	1196	1196	100.00%
Absentee	3021	0	0	
10. SOUTH GALLOWAY				
Normal	1762	788	788	100.00%
Absentee	1762	0	0	
13. LINCOLN #1				
Normal	2526	999	999	100.00%
Absentee	2526	0	0	
15. NORTH LINN				
Normal	800	397	397	100.00%
Absentee	800	0	0	
17. McCRAKEN				
Normal	1950	804	804	100.00%
Absentee	1950	0	0	


*Case Esnik*  
*Kesha Elmer*  
*Dina Rumsay*  


Statement of Votes Cast  
 GENERAL ELECTION  
 CHRISTIAN COUNTY, MISSOURI  
 TUESDAY, NOVEMBER 8, 2022  
 Election Results  
 OFFICIAL RESULTS

Date: 11/15/2022  
 Time: 2:07:43 PM CST  
 Page 16/73

CIRCUIT JUDGE CIRCUIT 38  
 DIVISION 2

	Reg. Voters	Total Votes	JESSICA KRUSE (REP)	
19. UNION CHAPEL 1B				
Normal	1258	386	386	100.00%
Absentee	1258	0	0	
20. POLK				
Normal	2594	1168	1168	100.00%
Absentee	2594	0	0	
21. UNION CHAPEL 1A				
Normal	1963	821	821	100.00%
Absentee	1963	0	0	
22. ROSEDALE 1A				
Normal	2634	920	920	100.00%
Absentee	2634	0	0	
23. GARDEN GROVE				
Normal	2511	908	908	100.00%
Absentee	2511	0	0	
24. NORTHVIEW A				
Normal	2711	999	999	100.00%
Absentee	2711	0	0	
26. SPARTA				
Normal	1916	769	769	100.00%
Absentee	1916	0	0	
27. UNION CHAPEL 2A				
Normal	2442	946	946	100.00%
Absentee	2442	0	0	
28. ROSEDALE #2				
Normal	2108	897	897	100.00%
Absentee	2108	0	0	
29. NORTHVIEW B				
Normal	2608	1100	1100	100.00%
Absentee	2608	0	0	
30. ROSEDALE 1B				
Normal	2346	753	753	100.00%
Absentee	2346	0	0	
31. UNION CHAPEL 2B				
Normal	1263	559	559	100.00%
Absentee	1263	0	0	
32. CASSIDY #2				
Normal	3960	1433	1433	100.00%
Absentee	3960	0	0	

*Carla Esnik*  
*Kelce Elmer*  
*Dina Permel*  





Statement of Votes Cast  
 GENERAL ELECTION  
 CHRISTIAN COUNTY, MISSOURI  
 TUESDAY, NOVEMBER 8, 2022  
 Election Results  
 OFFICIAL RESULTS

Date: 11/15/2022  
 Time: 2:07:43 PM CST  
 Page 17/73

CIRCUIT JUDGE CIRCUIT 38  
 DIVISION 2

	Reg. Voters	Total Votes	JESSICA KRUSE (REP)	
33. LINCOLN #2				
Normal	1736	680	680	100.00%
Absentee	1736	0	0	
34. WEST FINELY 2				
Normal	1697	641	641	100.00%
Absentee	1697	0	0	
35. NORTHVIEW C				
Normal	1771	680	680	100.00%
Absentee	1771	0	0	
ABSENTEE				
Normal	0	0	0	
Absentee	0	2503	2503	100.00%
Total				
Normal	65269	25215	25215	100.00%
Absentee	65269	2503	2503	100.00%
Total	65269	27718	27718	100.00%

*Carl Essink*  
*Keri Ann*  
*Ann Bumer*  


Statement of Votes Cast  
 GENERAL ELECTION  
 CHRISTIAN COUNTY, MISSOURI  
 TUESDAY, NOVEMBER 8, 2022  
 Election Results  
 OFFICIAL RESULTS

Date: 11/15/2022  
 Time: 2:07:43 PM CST  
 Page 18/73

ASSOCIATE CIRCUIT JUDGE  
 DIVISION 3

Jurisdiction Wide	Reg. Voters	Total Votes	STEVEN WARD (REP)	
1. E. BENTON/3. BRUNER				
Normal	969	429	429	100.00%
Absentee	969	0	0	
2. W. BENTON/14. LINDEN				
Normal	1956	890	890	100.00%
Absentee	1956	0	0	
4. CHADWICK 11. GARR 12. LH 16. SL 18. OF 25.SEN				
Normal	1163	517	517	100.00%
Absentee	1163	0	0	
5. RIVERSIDE				
Normal	5993	2214	2214	100.00%
Absentee	5993	0	0	
6. CASSIDY 1				
Normal	2967	1004	1004	100.00%
Absentee	2967	0	0	
7. WEST FINELY 1				
Normal	1786	502	502	100.00%
Absentee	1786	0	0	
8. EAST FINLEY				
Normal	4858	1752	1752	100.00%
Absentee	4858	0	0	
9. NORTH GALLOWAY				
Normal	3021	1185	1185	100.00%
Absentee	3021	0	0	
10. SOUTH GALLOWAY				
Normal	1762	784	784	100.00%
Absentee	1762	0	0	
13. LINCOLN #1				
Normal	2526	990	990	100.00%
Absentee	2526	0	0	
15. NORTH LINN				
Normal	800	393	393	100.00%
Absentee	800	0	0	
17. McCRAKEN				
Normal	1950	791	791	100.00%
Absentee	1950	0	0	


*Carla Essick*  
*Kedra Elmer*  
*Jana Rummey*  
*[Signature]*

Statement of Votes Cast  
 GENERAL ELECTION  
 CHRISTIAN COUNTY, MISSOURI  
 TUESDAY, NOVEMBER 8, 2022  
 Election Results  
 OFFICIAL RESULTS

Date: 11/15/2022  
 Time: 2:07:43 PM CST  
 Page 19/73

ASSOCIATE CIRCUIT JUDGE  
 DIVISION 3

	Reg. Voters	Total Votes	STEVEN WARD (REP)	
19. UNION CHAPEL 1B				
Normal	1258	385	385	100.00%
Absentee	1258	0	0	
20. POLK				
Normal	2594	1168	1168	100.00%
Absentee	2594	0	0	
21. UNION CHAPEL 1A				
Normal	1963	819	819	100.00%
Absentee	1963	0	0	
22. ROSEDALE 1A				
Normal	2634	912	912	100.00%
Absentee	2634	0	0	
23. GARDEN GROVE				
Normal	2511	899	899	100.00%
Absentee	2511	0	0	
24. NORTHVIEW A				
Normal	2711	989	989	100.00%
Absentee	2711	0	0	
26. SPARTA				
Normal	1916	765	765	100.00%
Absentee	1916	0	0	
27. UNION CHAPEL 2A				
Normal	2442	936	936	100.00%
Absentee	2442	0	0	
28. ROSEDALE #2				
Normal	2108	885	885	100.00%
Absentee	2108	0	0	
29. NORTHVIEW B				
Normal	2608	1086	1086	100.00%
Absentee	2608	0	0	
30. ROSEDALE 1B				
Normal	2346	744	744	100.00%
Absentee	2346	0	0	
31. UNION CHAPEL 2B				
Normal	1263	553	553	100.00%
Absentee	1263	0	0	
32. CASSIDY #2				
Normal	3960	1402	1402	100.00%
Absentee	3960	0	0	


*Carla Ensiele*  
*Kevin Elmer*  
*Jane Russell*  


Statement of Votes Cast  
 GENERAL ELECTION  
 CHRISTIAN COUNTY, MISSOURI  
 TUESDAY, NOVEMBER 8, 2022  
 Election Results  
 OFFICIAL RESULTS

Date: 11/15/2022  
 Time: 2:07:43 PM CST  
 Page 20/73

ASSOCIATE CIRCUIT JUDGE  
 DIVISION 3


	Reg. Voters	Total Votes	STEVEN WARD (REP)	
33. LINCOLN #2				
Normal	1736	676	676	100.00%
Absentee	1736	0	0	
34. WEST FINELY 2				
Normal	1697	636	636	100.00%
Absentee	1697	0	0	
35. NORTHVIEW C				
Normal	1771	672	672	100.00%
Absentee	1771	0	0	
ABSENTEE				
Normal	0	0	0	
Absentee	0	2469	2469	100.00%
Total				
Normal	65269	24978	24978	100.00%
Absentee	65269	2469	2469	100.00%
Total	65269	27447	27447	100.00%

*Carl Essick*  
*Kelli Elmer*  
*Jana Russell*  


Statement of Votes Cast  
 GENERAL ELECTION  
 CHRISTIAN COUNTY, MISSOURI  
 TUESDAY, NOVEMBER 8, 2022  
 Election Results  
 OFFICIAL RESULTS

Date: 11/15/2022  
 Time: 2:07:43 PM CST  
 Page 21/73

Jurisdiction Wide	ASSOCIATE CIRCUIT JUDGE DIVISION 4		
	Reg. Voters	Total Votes	DOUG BACON (REP)
1. E. BENTON/3. BRUNER			
Normal	969	432	432 100.00%
Absentee	969	0	0
2. W. BENTON/14. LINDEN			
Normal	1956	900	900 100.00%
Absentee	1956	0	0
4. CHADWICK 11. GARR 12. LH 16. SL 18. OF 25.SEN			
Normal	1163	526	526 100.00%
Absentee	1163	0	0
5. RIVERSIDE			
Normal	5993	2224	2224 100.00%
Absentee	5993	0	0
6. CASSIDY 1			
Normal	2967	1006	1006 100.00%
Absentee	2967	0	0
7. WEST FINELY 1			
Normal	1786	506	506 100.00%
Absentee	1786	0	0
8. EAST FINLEY			
Normal	4858	1761	1761 100.00%
Absentee	4858	0	0
9. NORTH GALLOWAY			
Normal	3021	1188	1188 100.00%
Absentee	3021	0	0
10. SOUTH GALLOWAY			
Normal	1762	783	783 100.00%
Absentee	1762	0	0
13. LINCOLN #1			
Normal	2526	993	993 100.00%
Absentee	2526	0	0
15. NORTH LINN			
Normal	800	394	394 100.00%
Absentee	800	0	0
17. McCRAKEN			
Normal	1950	793	793 100.00%
Absentee	1950	0	0

*Carl Essick*  
*Kelli Ehr*  
*Jim Russey*  


Statement of Votes Cast  
 GENERAL ELECTION  
 CHRISTIAN COUNTY, MISSOURI  
 TUESDAY, NOVEMBER 8, 2022  
 Election Results  
 OFFICIAL RESULTS

Date: 11/15/2022  
 Time: 2:07:43 PM CST  
 Page 22/73

ASSOCIATE CIRCUIT JUDGE  
 DIVISION 4

	Reg. Voters	Total Votes	DOUG BACON (REP)	
19. UNION CHAPEL 1B				
Normal	1258	391	391	100.00%
Absentee	1258	0	0	
20. POLK				
Normal	2594	1171	1171	100.00%
Absentee	2594	0	0	
21. UNION CHAPEL 1A				
Normal	1963	825	825	100.00%
Absentee	1963	0	0	
22. ROSEDALE 1A				
Normal	2634	919	919	100.00%
Absentee	2634	0	0	
23. GARDEN GROVE				
Normal	2511	898	898	100.00%
Absentee	2511	0	0	
24. NORTHVIEW A				
Normal	2711	994	994	100.00%
Absentee	2711	0	0	
26. SPARTA				
Normal	1916	773	773	100.00%
Absentee	1916	0	0	
27. UNION CHAPEL 2A				
Normal	2442	948	948	100.00%
Absentee	2442	0	0	
28. ROSEDALE #2				
Normal	2108	888	888	100.00%
Absentee	2108	0	0	
29. NORTHVIEW B				
Normal	2608	1088	1088	100.00%
Absentee	2608	0	0	
30. ROSEDALE 1B				
Normal	2348	751	751	100.00%
Absentee	2348	0	0	
31. UNION CHAPEL 2B				
Normal	1283	557	557	100.00%
Absentee	1283	0	0	
32. CASSIDY #2				
Normal	3960	1409	1409	100.00%
Absentee	3960	0	0	

*Carla Esnik*  
*Kelce Ehr*  
*Jana Pursell*  
*For [Signature]*

Statement of Votes Cast  
 GENERAL ELECTION  
 CHRISTIAN COUNTY, MISSOURI  
 TUESDAY, NOVEMBER 8, 2022  
 Election Results  
 OFFICIAL RESULTS

Date: 11/15/2022  
 Time: 2:07:43 PM CST  
 Page 23/73

ASSOCIATE CIRCUIT JUDGE  
 DIVISION 4

	Reg. Voters	Total Votes	DOUG BACON (REP)	
33. LINCOLN #2				
Normal	1736	669	669	100.00%
Absentee	1736	0	0	
34. WEST FINELY 2				
Normal	1697	632	632	100.00%
Absentee	1697	0	0	
35. NORTHVIEW C				
Normal	1771	679	679	100.00%
Absentee	1771	0	0	
ABSENTEE				
Normal	0	0	0	
Absentee	0	2515	2515	100.00%
Total				
Normal	65269	25098	25098	100.00%
Absentee	65289	2515	2515	100.00%
Total	65269	27613	27613	100.00%


*Carla Essick*  
*Kelli Ehrn*  
*Jim Russel*  
*Jim Cook*

Statement of Votes Cast  
 GENERAL ELECTION  
 CHRISTIAN COUNTY, MISSOURI  
 TUESDAY, NOVEMBER 8, 2022  
 Election Results  
 OFFICIAL RESULTS

Date: 11/15/2022  
 Time: 2:07:43 PM CST  
 Page 24/73

PRESIDING COMMISSIONER

	Reg. Voters	Total Votes	LYNN MORRIS (REP)	
Jurisdiction Wide				
1. E. BENTON/3. BRUNER				
Normal	969	418	418	100.00%
Absentee	969	0	0	
2. W. BENTON/14. LINDEN				
Normal	1956	862	862	100.00%
Absentee	1956	0	0	
4. CHADWICK 11. GARR 12. LH 16. SL 18. OF 25.SEN				
Normal	1163	492	492	100.00%
Absentee	1163	0	0	
5. RIVERSIDE				
Normal	5993	2134	2134	100.00%
Absentee	5993	0	0	
6. CASSIDY 1				
Normal	2967	974	974	100.00%
Absentee	2967	0	0	
7. WEST FINELY 1				
Normal	1786	490	490	100.00%
Absentee	1786	0	0	
8. EAST FINLEY				
Normal	4858	1670	1670	100.00%
Absentee	4858	0	0	
9. NORTH GALLOWAY				
Normal	3021	1167	1167	100.00%
Absentee	3021	0	0	
10. SOUTH GALLOWAY				
Normal	1762	771	771	100.00%
Absentee	1762	0	0	
13. LINCOLN #1				
Normal	2526	983	983	100.00%
Absentee	2526	0	0	
15. NORTH LINN				
Normal	800	376	376	100.00%
Absentee	800	0	0	
17. McCRAKEN				
Normal	1950	752	752	100.00%
Absentee	1950	0	0	

*Carla Essick*  
*Kesler Ellis*  
*Jay Rimes*  





Statement of Votes Cast  
 GENERAL ELECTION  
 CHRISTIAN COUNTY, MISSOURI  
 TUESDAY, NOVEMBER 8, 2022  
 Election Results  
 OFFICIAL RESULTS

Date: 11/15/2022  
 Time: 2:07:43 PM CST  
 Page 25/73

PRESIDING COMMISSIONER

	Reg. Voters	Total Votes	LYNN MORRIS (REP)	
19. UNION CHAPEL 1B				
Normal	1258	375	375	100.00%
Absentee	1258	0	0	
20. POLK				
Normal	2594	1165	1165	100.00%
Absentee	2594	0	0	
21. UNION CHAPEL 1A				
Normal	1963	798	798	100.00%
Absentee	1963	0	0	
22. ROSEDALE 1A				
Normal	2634	911	911	100.00%
Absentee	2634	0	0	
23. GARDEN GROVE				
Normal	2511	887	887	100.00%
Absentee	2511	0	0	
24. NORTHVIEW A				
Normal	2711	978	978	100.00%
Absentee	2711	0	0	
26. SPARTA				
Normal	1916	732	732	100.00%
Absentee	1916	0	0	
27. UNION CHAPEL 2A				
Normal	2442	927	927	100.00%
Absentee	2442	0	0	
28. ROSEDALE #2				
Normal	2108	874	874	100.00%
Absentee	2108	0	0	
29. NORTHVIEW B				
Normal	2608	1069	1069	100.00%
Absentee	2608	0	0	
30. ROSEDALE 1B				
Normal	2348	731	731	100.00%
Absentee	2348	0	0	
31. UNION CHAPEL 2B				
Normal	1263	545	545	100.00%
Absentee	1263	0	0	
32. CASSIDY #2				
Normal	3960	1356	1356	100.00%
Absentee	3960	0	0	

*Carla Essick*  
*Kate Elmer*  
*Jana Ruesler*  


Statement of Votes Cast  
 GENERAL ELECTION  
 CHRISTIAN COUNTY, MISSOURI  
 TUESDAY, NOVEMBER 8, 2022  
 Election Results  
 OFFICIAL RESULTS

Date: 11/15/2022  
 Time: 2:07:43 PM CST  
 Page 26/73

PRESIDING COMMISSIONER

	Reg. Voters	Total Votes	LYNN MORRIS (REP)	
33. LINCOLN #2				
Normal	1736	663	663	100.00%
Absentee	1736	0	0	
34. WEST FINELY 2				
Normal	1697	609	609	100.00%
Absentee	1697	0	0	
35. NORTHVIEW C				
Normal	1771	663	663	100.00%
Absentee	1771	0	0	
ABSENTEE				
Normal	0	0	0	
Absentee	0	2418	2418	100.00%
Total				
Normal	65269	24372	24372	100.00%
Absentee	65269	2418	2418	100.00%
Total	65269	26790	26790	100.00%


*Carla Cassin*  
*Kebba Elmer*  
*Joe Russell*  
*[Signature]*

Statement of Votes Cast  
 GENERAL ELECTION  
 CHRISTIAN COUNTY, MISSOURI  
 TUESDAY, NOVEMBER 8, 2022  
 Election Results  
 OFFICIAL RESULTS

Date: 11/15/2022  
 Time: 2:07:43 PM CST  
 Page 27/73

COUNTY CLERK

	Reg. Voters	Total Votes	PAULA BRUMFIELD (REP)	
Jurisdiction Wide				
1. E. BENTON/3. BRUNER				
Normal	969	433	433	100.00%
Absentee	969	0	0	
2. W. BENTON/14. LINDEN				
Normal	1956	890	890	100.00%
Absentee	1956	0	0	
4. CHADWICK 11. GARR 12. LH 16. SL 18. OF 25.SEN				
Normal	1163	522	522	100.00%
Absentee	1163	0	0	
5. RIVERSIDE				
Normal	5993	2210	2210	100.00%
Absentee	5993	0	0	
6. CASSIDY 1				
Normal	2967	1008	1008	100.00%
Absentee	2967	0	0	
7. WEST FINELY 1				
Normal	1786	502	502	100.00%
Absentee	1786	0	0	
8. EAST FINLEY				
Normal	4858	1751	1751	100.00%
Absentee	4858	0	0	
9. NORTH GALLOWAY				
Normal	3021	1189	1189	100.00%
Absentee	3021	0	0	
10. SOUTH GALLOWAY				
Normal	1762	787	787	100.00%
Absentee	1762	0	0	
13. LINCOLN #1				
Normal	2526	998	998	100.00%
Absentee	2526	0	0	
15. NORTH LINN				
Normal	800	397	397	100.00%
Absentee	800	0	0	
17. McCRAKEN				
Normal	1950	791	791	100.00%
Absentee	1950	0	0	

*Carla Esch*  
*Karen Ell*  
*Joe Russel*  


Statement of Votes Cast  
 GENERAL ELECTION  
 CHRISTIAN COUNTY, MISSOURI  
 TUESDAY, NOVEMBER 8, 2022  
 Election Results  
 OFFICIAL RESULTS

Date: 11/15/2022  
 Time: 2:07:43 PM CST  
 Page 28/73

COUNTY CLERK

	Reg. Voters	Total Votes	PAULA BRUMFIELD (REP)	
19. UNION CHAPEL 1B				
Normal	1258	389	389	100.00%
Absentee	1258	0	0	
20. POLK				
Normal	2594	1164	1164	100.00%
Absentee	2594	0	0	
21. UNION CHAPEL 1A				
Normal	1963	822	822	100.00%
Absentee	1963	0	0	
22. ROSEDALE 1A				
Normal	2634	918	918	100.00%
Absentee	2634	0	0	
23. GARDEN GROVE				
Normal	2511	895	895	100.00%
Absentee	2511	0	0	
24. NORTHVIEW A				
Normal	2711	986	986	100.00%
Absentee	2711	0	0	
26. SPARTA				
Normal	1916	773	773	100.00%
Absentee	1916	0	0	
27. UNION CHAPEL 2A				
Normal	2442	942	942	100.00%
Absentee	2442	0	0	
28. ROSEDALE #2				
Normal	2108	884	884	100.00%
Absentee	2108	0	0	
29. NORTHVIEW B				
Normal	2608	1080	1080	100.00%
Absentee	2608	0	0	
30. ROSEDALE 1B				
Normal	2346	743	743	100.00%
Absentee	2346	0	0	
31. UNION CHAPEL 2B				
Normal	1263	552	552	100.00%
Absentee	1263	0	0	
32. CASSIDY #2				
Normal	3960	1403	1403	100.00%
Absentee	3960	0	0	

*Carl Essick*

*Kelli Elmer*

*Jim Reusser*


*[Signature]*

Statement of Votes Cast  
 GENERAL ELECTION  
 CHRISTIAN COUNTY, MISSOURI  
 TUESDAY, NOVEMBER 8, 2022  
 Election Results  
 OFFICIAL RESULTS

Date: 11/15/2022  
 Time: 2:07:43 PM CST  
 Page 29/73

COUNTY CLERK

	Reg. Voters	Total Votes	PAULA BRUMFIELD (REP)	
33. LINCOLN #2				
Normal	1736	669	669	100.00%
Absentee	1736	0	0	
34. WEST FINELY 2				
Normal	1697	633	633	100.00%
Absentee	1697	0	0	
35. NORTHVIEW C				
Normal	1771	665	665	100.00%
Absentee	1771	0	0	
ABSENTEE				
Normal	0	0	0	
Absentee	0	2506	2506	100.00%
Total				
Normal	65269	24994	24994	100.00%
Absentee	65269	2506	2506	100.00%
Total	65269	27500	27500	100.00%

*Carla Esch*  
*Kelci Elmer*  
*Jan Cursey*  


Statement of Votes Cast  
 GENERAL ELECTION  
 CHRISTIAN COUNTY, MISSOURI  
 TUESDAY, NOVEMBER 8, 2022  
 Election Results  
 OFFICIAL RESULTS

Date: 11/15/2022  
 Time: 2:07:43 PM CST  
 Page 30/73

CIRCUIT CLERK

	Reg. Voters	Total Votes	BARBIE BARNETT-STILLINGS	
Jurisdiction Wide				
1. E. BENTON/3. BRUNER				
Normal	969	432	432	100.00%
Absentee	969	0	0	
2. W. BENTON/14. LINDEN				
Normal	1956	895	895	100.00%
Absentee	1956	0	0	
4. CHADWICK 11. GARR 12. LH 16. SL 18. OF 25.SEN				
Normal	1163	517	517	100.00%
Absentee	1163	0	0	
5. RIVERSIDE				
Normal	5993	2208	2208	100.00%
Absentee	5993	0	0	
6. CASSIDY 1				
Normal	2967	1007	1007	100.00%
Absentee	2967	0	0	
7. WEST FINELY 1				
Normal	1788	503	503	100.00%
Absentee	1788	0	0	
8. EAST FINLEY				
Normal	4858	1752	1752	100.00%
Absentee	4858	0	0	
9. NORTH GALLOWAY				
Normal	3021	1197	1197	100.00%
Absentee	3021	0	0	
10. SOUTH GALLOWAY				
Normal	1762	790	790	100.00%
Absentee	1762	0	0	
13. LINCOLN #1				
Normal	2526	1001	1001	100.00%
Absentee	2526	0	0	
15. NORTH LINN				
Normal	800	395	395	100.00%
Absentee	800	0	0	
17. McCRAKEN				
Normal	1950	794	794	100.00%
Absentee	1950	0	0	

*Carla Essick*  
*Kesha Elmer*  
*Joe Ruppert*  
*[Signature]*

Statement of Votes Cast  
 GENERAL ELECTION  
 CHRISTIAN COUNTY, MISSOURI  
 TUESDAY, NOVEMBER 8, 2022  
 Election Results  
 OFFICIAL RESULTS

Date: 11/15/2022  
 Time: 2:07:43 PM CST  
 Page 31/73

CIRCUIT CLERK

	Reg. Voters	Total Votes	BARBIE BARNETT-STILLINGS	
19. UNION CHAPEL 1B				
Normal	1258	388	388	100.00%
Absentee	1258	0	0	
20. POLK				
Normal	2594	1177	1177	100.00%
Absentee	2594	0	0	
21. UNION CHAPEL 1A				
Normal	1963	820	820	100.00%
Absentee	1963	0	0	
22. ROSEDALE 1A				
Normal	2634	921	921	100.00%
Absentee	2634	0	0	
23. GARDEN GROVE				
Normal	2511	912	912	100.00%
Absentee	2511	0	0	
24. NORTHVIEW A				
Normal	2711	988	988	100.00%
Absentee	2711	0	0	
26. SPARTA				
Normal	1916	769	769	100.00%
Absentee	1916	0	0	
27. UNION CHAPEL 2A				
Normal	2442	953	953	100.00%
Absentee	2442	0	0	
28. ROSEDALE #2				
Normal	2108	896	896	100.00%
Absentee	2108	0	0	
29. NORTHVIEW B				
Normal	2608	1089	1089	100.00%
Absentee	2608	0	0	
30. ROSEDALE 1B				
Normal	2346	744	744	100.00%
Absentee	2346	0	0	
31. UNION CHAPEL 2B				
Normal	1263	564	564	100.00%
Absentee	1263	0	0	
32. CASSIDY #2				
Normal	3960	1401	1401	100.00%
Absentee	3960	0	0	


*Carla Essick*  
*Kelce Elmer*  
*Lisa Pussie*  
*[Signature]*

Statement of Votes Cast  
 GENERAL ELECTION  
 CHRISTIAN COUNTY, MISSOURI  
 TUESDAY, NOVEMBER 8, 2022  
 Election Results  
 OFFICIAL RESULTS

Date: 11/15/2022  
 Time: 2:07:43 PM CST  
 Page 32/73

CIRCUIT CLERK

	Reg. Voters	Total Votes	BARBIE BARNETT-STILLINGS	
33. LINCOLN #2				
Normal	1736	667	667	100.00%
Absentee	1736	0	0	
34. WEST FINELY 2				
Normal	1697	636	636	100.00%
Absentee	1697	0	0	
35. NORTHVIEW C				
Normal	1771	672	672	100.00%
Absentee	1771	0	0	
ABSENTEE				
Normal	0	0	0	
Absentee	0	2501	2501	100.00%
Total				
Normal	65269	25086	25086	100.00%
Absentee	65269	2501	2501	100.00%
Total	65269	27587	27587	100.00%

*Carla Essick*  
*Kesee Elmer*  
*Ann Russell*  




Statement of Votes Cast  
 GENERAL ELECTION  
 CHRISTIAN COUNTY, MISSOURI  
 TUESDAY, NOVEMBER 8, 2022  
 Election Results  
 OFFICIAL RESULTS

Date: 11/15/2022  
 Time: 2:07:43 PM CST  
 Page 33/73

RECORDER OF DEEDS

Jurisdiction Wide	Reg. Voters	Total Votes	KELLY BLUNT HALL (REP)	
1. E. BENTON/3. BRUNER				
Normal	969	423	423	100.00%
Absentee	969	0	0	
2. W. BENTON/14. LINDEN				
Normal	1956	888	888	100.00%
Absentee	1956	0	0	
4. CHADWICK 11. GARR 12. LH 16. SL 18. OF 25.SEN				
Normal	1163	518	518	100.00%
Absentee	1163	0	0	
5. RIVERSIDE				
Normal	5993	2182	2182	100.00%
Absentee	5993	0	0	
6. CASSIDY 1				
Normal	2967	1001	1001	100.00%
Absentee	2967	0	0	
7. WEST FINELY 1				
Normal	1788	499	499	100.00%
Absentee	1788	0	0	
8. EAST FINLEY				
Normal	4858	1727	1727	100.00%
Absentee	4858	0	0	
9. NORTH GALLOWAY				
Normal	3021	1178	1178	100.00%
Absentee	3021	0	0	
10. SOUTH GALLOWAY				
Normal	1762	784	784	100.00%
Absentee	1762	0	0	
13. LINCOLN #1				
Normal	2526	988	988	100.00%
Absentee	2526	0	0	
15. NORTH LINN				
Normal	800	398	398	100.00%
Absentee	800	0	0	
17. McCRAKEN				
Normal	1950	790	790	100.00%
Absentee	1950	0	0	


*Carla Essick*  
*Kesha Elmer*  
*Ann Reese*  
*[Signature]*

Statement of Votes Cast  
 GENERAL ELECTION  
 CHRISTIAN COUNTY, MISSOURI  
 TUESDAY, NOVEMBER 8, 2022  
 Election Results  
 OFFICIAL RESULTS

Date: 11/15/2022  
 Time: 2:07:43 PM CST  
 Page 34/73

RECORDER OF DEEDS

	Reg. Voters	Total Votes	KELLY BLUNT HALL (REP)	
19. UNION CHAPEL 1B				
Normal	1258	381	381	100.00%
Absentee	1258	0	0	
20. POLK				
Normal	2594	1161	1161	100.00%
Absentee	2594	0	0	
21. UNION CHAPEL 1A				
Normal	1963	813	813	100.00%
Absentee	1963	0	0	
22. ROSEDALE 1A				
Normal	2634	909	909	100.00%
Absentee	2634	0	0	
23. GARDEN GROVE				
Normal	2511	903	903	100.00%
Absentee	2511	0	0	
24. NORTHVIEW A				
Normal	2711	988	988	100.00%
Absentee	2711	0	0	
26. SPARTA				
Normal	1916	775	775	100.00%
Absentee	1916	0	0	
27. UNION CHAPEL 2A				
Normal	2442	934	934	100.00%
Absentee	2442	0	0	
28. ROSEDALE #2				
Normal	2108	882	882	100.00%
Absentee	2108	0	0	
29. NORTHVIEW B				
Normal	2608	1070	1070	100.00%
Absentee	2608	0	0	
30. ROSEDALE 1B				
Normal	2346	738	738	100.00%
Absentee	2346	0	0	
31. UNION CHAPEL 2B				
Normal	1263	553	553	100.00%
Absentee	1263	0	0	
32. CASSIDY #2				
Normal	3960	1387	1387	100.00%
Absentee	3960	0	0	

*Carla Essick*  
*Kesler Elmer*  
*Jay Reussel*  


Statement of Votes Cast  
 GENERAL ELECTION  
 CHRISTIAN COUNTY, MISSOURI  
 TUESDAY, NOVEMBER 8, 2022  
 Election Results  
 OFFICIAL RESULTS

Date: 11/15/2022  
 Time: 2:07:43 PM CST  
 Page 35/73

RECORDER OF DEEDS

	Reg. Voters	Total Votes	KELLY BLUNT HALL (REP)	
33. LINCOLN #2				
Normal	1738	665	665	100.00%
Absentee	1738	0	0	
34. WEST FINELY 2				
Normal	1697	635	635	100.00%
Absentee	1697	0	0	
35. NORTHVIEW C				
Normal	1771	664	664	100.00%
Absentee	1771	0	0	
ABSENTEE				
Normal	0	0	0	
Absentee	0	2470	2470	100.00%
Total				
Normal	65269	24834	24834	100.00%
Absentee	65269	2470	2470	100.00%
Total	65269	27304	27304	100.00%


*Carla Essick*  
*Kelli Elmer*  
*Tommy Burgess*  
*[Signature]*

Statement of Votes Cast  
 GENERAL ELECTION  
 CHRISTIAN COUNTY, MISSOURI  
 TUESDAY, NOVEMBER 8, 2022  
 Election Results  
 OFFICIAL RESULTS

Date: 11/15/2022  
 Time: 2:07:43 PM CST  
 Page 36/73

PROSECUTING ATTORNEY

	Reg. Voters	Total Votes	KRISTEN TUOHY AVILA (REP)	
Jurisdiction Wide				
1. E. BENTON/3. BRUNER				
Normal	969	427	427	100.00%
Absentee	969	0	0	
2. W. BENTON/14. LINDEN				
Normal	1956	879	879	100.00%
Absentee	1956	0	0	
4. CHADWICK 11. GARR 12. LH 16. SL 18. OF 25.SEN				
Normal	1163	513	513	100.00%
Absentee	1163	0	0	
5. RIVERSIDE				
Normal	5993	2189	2189	100.00%
Absentee	5993	0	0	
6. CASSIDY 1				
Normal	2967	1002	1002	100.00%
Absentee	2967	0	0	
7. WEST FINELY 1				
Normal	1786	492	492	100.00%
Absentee	1786	0	0	
8. EAST FINLEY				
Normal	4858	1734	1734	100.00%
Absentee	4858	0	0	
9. NORTH GALLOWAY				
Normal	3021	1172	1172	100.00%
Absentee	3021	0	0	
10. SOUTH GALLOWAY				
Normal	1762	781	781	100.00%
Absentee	1762	0	0	
13. LINCOLN #1				
Normal	2526	990	990	100.00%
Absentee	2526	0	0	
15. NORTH LINN				
Normal	800	390	390	100.00%
Absentee	800	0	0	
17. McCRAKEN				
Normal	1950	786	786	100.00%
Absentee	1950	0	0	


*Carla Essick*  
*Kedu Chu*  
*Don Ruzer*  


Statement of Votes Cast  
 GENERAL ELECTION  
 CHRISTIAN COUNTY, MISSOURI  
 TUESDAY, NOVEMBER 8, 2022  
 Election Results  
 OFFICIAL RESULTS

Date: 11/15/2022  
 Time: 2:07:43 PM CST  
 Page 37/73

PROSECUTING ATTORNEY

	Reg. Voters	Total Votes	KRISTEN TUOHY AVILA (REP)	
19. UNION CHAPEL 1B				
Normal	1258	382	382	100.00%
Absentee	1258	0	0	
20. POLK				
Normal	2594	1159	1159	100.00%
Absentee	2594	0	0	
21. UNION CHAPEL 1A				
Normal	1963	817	817	100.00%
Absentee	1963	0	0	
22. ROSEDALE 1A				
Normal	2634	920	920	100.00%
Absentee	2634	0	0	
23. GARDEN GROVE				
Normal	2511	894	894	100.00%
Absentee	2511	0	0	
24. NORTHVIEW A				
Normal	2711	980	980	100.00%
Absentee	2711	0	0	
26. SPARTA				
Normal	1918	763	763	100.00%
Absentee	1918	0	0	
27. UNION CHAPEL 2A				
Normal	2442	928	928	100.00%
Absentee	2442	0	0	
28. ROSEDALE #2				
Normal	2108	873	873	100.00%
Absentee	2108	0	0	
29. NORTHVIEW B				
Normal	2608	1076	1076	100.00%
Absentee	2608	0	0	
30. ROSEDALE 1B				
Normal	2346	747	747	100.00%
Absentee	2346	0	0	
31. UNION CHAPEL 2B				
Normal	1263	551	551	100.00%
Absentee	1263	0	0	
32. CASSIDY #2				
Normal	3960	1390	1390	100.00%
Absentee	3960	0	0	

*Carla Caruch*  
*Kelli Elm*  
*Apa Russel*  


Statement of Votes Cast  
 GENERAL ELECTION  
 CHRISTIAN COUNTY, MISSOURI  
 TUESDAY, NOVEMBER 8, 2022  
 Election Results  
 OFFICIAL RESULTS

Date: 11/15/2022  
 Time: 2:07:43 PM CST  
 Page 38/73

PROSECUTING ATTORNEY

	Reg. Voters	Total Votes	KRISTEN TUOHY AVILA (REP)	
33. LINCOLN #2				
Normal	1736	670	670	100.00%
Absentee	1736	0	0	
34. WEST FINELY 2				
Normal	1697	624	624	100.00%
Absentee	1697	0	0	
35. NORTHVIEW C				
Normal	1771	652	652	100.00%
Absentee	1771	0	0	
ABSENTEE				
Normal	0	0	0	
Absentee	0	2485	2485	100.00%
Total				
Normal	65269	24781	24781	100.00%
Absentee	65269	2485	2485	100.00%
Total	65269	27246	27246	100.00%

*Carla Eschik*  
*Kesee Ehr*  
*Tom Russ*  
*Tom*

Statement of Votes Cast  
 GENERAL ELECTION  
 CHRISTIAN COUNTY, MISSOURI  
 TUESDAY, NOVEMBER 8, 2022  
 Election Results  
 OFFICIAL RESULTS

Date: 11/15/2022  
 Time: 2:07:43 PM CST  
 Page 39/73

COLLECTOR OF REVENUE

	Reg. Voters	Total Votes	TED NICHOLS (REP)	
Jurisdiction Wide				
1. E. BENTON/3. BRUNER				
Normal	969	439	439	100.00%
Absentee	969	0	0	
2. W. BENTON/14. LINDEN				
Normal	1856	903	903	100.00%
Absentee	1856	0	0	
4. CHADWICK 11. GARR 12. LH 16. SL 18. OF 25.SEN				
Normal	1183	526	526	100.00%
Absentee	1183	0	0	
5. RIVERSIDE				
Normal	5993	2227	2227	100.00%
Absentee	5993	0	0	
6. CASSIDY 1				
Normal	2967	1020	1020	100.00%
Absentee	2967	0	0	
7. WEST FINELY 1				
Normal	1788	514	514	100.00%
Absentee	1788	0	0	
8. EAST FINLEY				
Normal	4858	1765	1765	100.00%
Absentee	4858	0	0	
9. NORTH GALLOWAY				
Normal	3021	1198	1198	100.00%
Absentee	3021	0	0	
10. SOUTH GALLOWAY				
Normal	1762	797	797	100.00%
Absentee	1762	0	0	
13. LINCOLN #1				
Normal	2528	1007	1007	100.00%
Absentee	2528	0	0	
15. NORTH LINN				
Normal	800	403	403	100.00%
Absentee	800	0	0	
17. McCRAKEN				
Normal	1950	795	795	100.00%
Absentee	1950	0	0	


*Carl Esch*  
*Kelley Elm*  
*Jim Russell*  
*Tom ...*

Statement of Votes Cast  
 GENERAL ELECTION  
 CHRISTIAN COUNTY, MISSOURI  
 TUESDAY, NOVEMBER 8, 2022  
 Election Results  
 OFFICIAL RESULTS

Date: 11/15/2022  
 Time: 2:07:43 PM CST  
 Page 40/73

COLLECTOR OF REVENUE

	Reg. Voters	Total Votes	TED NICHOLS (REP)	
19. UNION CHAPEL 1B				
Normal	1258	392	392	100.00%
Absentee	1258	0	0	
20. POLK				
Normal	2594	1188	1188	100.00%
Absentee	2594	0	0	
21. UNION CHAPEL 1A				
Normal	1963	840	840	100.00%
Absentee	1963	0	0	
22. ROSEDALE 1A				
Normal	2634	931	931	100.00%
Absentee	2634	0	0	
23. GARDEN GROVE				
Normal	2511	920	920	100.00%
Absentee	2511	0	0	
24. NORTHVIEW A				
Normal	2711	1008	1008	100.00%
Absentee	2711	0	0	
26. SPARTA				
Normal	1916	791	791	100.00%
Absentee	1916	0	0	
27. UNION CHAPEL 2A				
Normal	2442	937	937	100.00%
Absentee	2442	0	0	
28. ROSEDALE #2				
Normal	2108	901	901	100.00%
Absentee	2108	0	0	
29. NORTHVIEW B				
Normal	2608	1104	1104	100.00%
Absentee	2608	0	0	
30. ROSEDALE 1B				
Normal	2346	756	756	100.00%
Absentee	2346	0	0	
31. UNION CHAPEL 2B				
Normal	1263	576	576	100.00%
Absentee	1263	0	0	
32. CASSIDY #2				
Normal	3960	1426	1426	100.00%
Absentee	3960	0	0	

*Carle Essick*  
*Kesha Elmer*  
*Jan Russel*  




Statement of Votes Cast  
 GENERAL ELECTION  
 CHRISTIAN COUNTY, MISSOURI  
 TUESDAY, NOVEMBER 8, 2022  
 Election Results  
 OFFICIAL RESULTS

Date: 11/15/2022  
 Time: 2:07:43 PM CST  
 Page 41/73

COLLECTOR OF REVENUE

	Reg. Voters	Total Votes	TED NICHOLS (REP)	
33. LINCOLN #2				
Normal	1736	673	673	100.00%
Absentee	1736	0	0	
34. WEST FINELY 2				
Normal	1697	646	646	100.00%
Absentee	1697	0	0	
35. NORTHVIEW C				
Normal	1771	674	674	100.00%
Absentee	1771	0	0	
ABSENTEE				
Normal	0	0	0	
Absentee	0	2565	2565	100.00%
Total				
Normal	65269	25357	25357	100.00%
Absentee	65269	2565	2565	100.00%
Total	65269	27922	27922	100.00%


*Carla Esnick*  
*Kesee Elmer*  
*Jan Ruse*  
*[Signature]*

Statement of Votes Cast  
 GENERAL ELECTION  
 CHRISTIAN COUNTY, MISSOURI  
 TUESDAY, NOVEMBER 8, 2022  
 Election Results  
 OFFICIAL RESULTS

Date: 11/15/2022  
 Time: 2:07:43 PM CST  
 Page 42/73

COUNTY AUDITOR

	Reg. Voters	Total Votes	AMY DENT (REP)	
Jurisdiction Wide				
1. E. BENTON/3. BRUNER				
Normal	969	427	427	100.00%
Absentee	969	0	0	
2. W. BENTON/14. LINDEN				
Normal	1956	886	886	100.00%
Absentee	1956	0	0	
4. CHADWICK 11. GARR 12. LH 16. SL 18. OF 25.SEN				
Normal	1163	517	517	100.00%
Absentee	1163	0	0	
5. RIVERSIDE				
Normal	5993	2199	2199	100.00%
Absentee	5993	0	0	
6. CASSIDY 1				
Normal	2967	1005	1005	100.00%
Absentee	2967	0	0	
7. WEST FINLEY 1				
Normal	1786	500	500	100.00%
Absentee	1786	0	0	
8. EAST FINLEY				
Normal	4858	1734	1734	100.00%
Absentee	4858	0	0	
9. NORTH GALLOWAY				
Normal	3021	1181	1181	100.00%
Absentee	3021	0	0	
10. SOUTH GALLOWAY				
Normal	1762	784	784	100.00%
Absentee	1762	0	0	
13. LINCOLN #1				
Normal	2526	995	995	100.00%
Absentee	2526	0	0	
15. NORTH LINN				
Normal	800	391	391	100.00%
Absentee	800	0	0	
17. McCRAKEN				
Normal	1950	790	790	100.00%
Absentee	1950	0	0	


*Carla Cassik*  
*Kelsey Durr*  
*Don Russell*  


Statement of Votes Cast  
 GENERAL ELECTION  
 CHRISTIAN COUNTY, MISSOURI  
 TUESDAY, NOVEMBER 8, 2022  
 Election Results  
 OFFICIAL RESULTS

Date: 11/15/2022  
 Time: 2:07:43 PM CST  
 Page 43/73

COUNTY AUDITOR

	Reg. Voters	Total Votes	AMY DENT (REP)	
19. UNION CHAPEL 1B				
Normal	1258	383	383	100.00%
Absentee	1258	0	0	
20. POLK				
Normal	2594	1167	1167	100.00%
Absentee	2594	0	0	
21. UNION CHAPEL 1A				
Normal	1963	824	824	100.00%
Absentee	1963	0	0	
22. ROSEDALE 1A				
Normal	2634	916	916	100.00%
Absentee	2634	0	0	
23. GARDEN GROVE				
Normal	2511	900	900	100.00%
Absentee	2511	0	0	
24. NORTHVIEW A				
Normal	2711	987	987	100.00%
Absentee	2711	0	0	
28. SPARTA				
Normal	1916	774	774	100.00%
Absentee	1916	0	0	
27. UNION CHAPEL 2A				
Normal	2442	938	938	100.00%
Absentee	2442	0	0	
28. ROSEDALE #2				
Normal	2108	883	883	100.00%
Absentee	2108	0	0	
29. NORTHVIEW B				
Normal	2608	1088	1088	100.00%
Absentee	2608	0	0	
30. ROSEDALE 1B				
Normal	2346	747	747	100.00%
Absentee	2346	0	0	
31. UNION CHAPEL 2B				
Normal	1263	559	559	100.00%
Absentee	1263	0	0	
32. CASSIDY #2				
Normal	3960	1406	1406	100.00%
Absentee	3960	0	0	

*Carla Essick*  
*Kesler Elm*  
*Diana Bessner*  


Statement of Votes Cast  
 GENERAL ELECTION  
 CHRISTIAN COUNTY, MISSOURI  
 TUESDAY, NOVEMBER 8, 2022  
 Election Results  
 OFFICIAL RESULTS

Date: 11/15/2022  
 Time: 2:07:43 PM CST  
 Page 44/73

COUNTY AUDITOR

	Reg. Voters	Total Votes	AMY DENT (REP)	
33. LINCOLN #2				
Normal	1736	670	670	100.00%
Absentee	1736	0	0	
34. WEST FINELY 2				
Normal	1697	629	629	100.00%
Absentee	1697	0	0	
35. NORTHVIEW C				
Normal	1771	661	661	100.00%
Absentee	1771	0	0	
ABSENTEE				
Normal	0	0	0	
Absentee	0	2496	2496	100.00%
Total				
Normal	65269	24937	24937	100.00%
Absentee	65269	2496	2496	100.00%
Total	65269	27433	27433	100.00%

*Carla Esch*

*Kelcey Oler*

*Lisa Runey*


*Tom [Signature]*

Statement of Votes Cast  
 GENERAL ELECTION  
 CHRISTIAN COUNTY, MISSOURI  
 TUESDAY, NOVEMBER 8, 2022  
 Election Results  
 OFFICIAL RESULTS

Date: 11/15/2022  
 Time: 2:07:43 PM CST  
 Page 45/73

SUPREME COURT JUDGE FISCHER

	Reg. Voters	Total Votes	YES		NO	
Jurisdiction Wide						
1. E. BENTON/3. BRUNER						
Normal	969	437	341	78.03%	96	21.97%
Absentee	969	0	0	-	0	
2. W. BENTON/14. LINDEN						
Normal	1958	948	759	80.06%	189	19.94%
Absentee	1958	0	0	-	0	
4. CHADWICK 11. GARR 12. LH 16. SL 18. OF 25.SEN						
Normal	1163	539	416	77.18%	123	22.82%
Absentee	1163	0	0	-	0	
5. RIVERSIDE						
Normal	5993	2321	1868	80.48%	453	19.52%
Absentee	5993	0	0	-	0	
6. CASSIDY 1						
Normal	2967	1035	837	80.87%	198	19.13%
Absentee	2967	0	0	-	0	
7. WEST FINELY 1						
Normal	1786	543	417	76.80%	126	23.20%
Absentee	1786	0	0	-	0	
8. EAST FINLEY						
Normal	4858	1832	1453	79.31%	379	20.69%
Absentee	4858	0	0	-	0	
9. NORTH GALLOWAY						
Normal	3021	1224	969	79.17%	255	20.83%
Absentee	3021	0	0	-	0	
10. SOUTH GALLOWAY						
Normal	1762	797	653	81.93%	144	18.07%
Absentee	1762	0	0	-	0	
13. LINCOLN #1						
Normal	2526	1056	847	80.21%	209	19.79%
Absentee	2526	0	0	-	0	
15. NORTH LINN						
Normal	800	427	330	77.28%	97	22.72%
Absentee	800	0	0	-	0	
17. McCRAKEN						
Normal	1950	852	704	82.63%	148	17.37%
Absentee	1950	0	0	-	0	

*Joan Russell*  
*Carl Cassik*  
*Kevin Elmer*  


Statement of Votes Cast  
 GENERAL ELECTION  
 CHRISTIAN COUNTY, MISSOURI  
 TUESDAY, NOVEMBER 8, 2022  
 Election Results  
 OFFICIAL RESULTS

Date: 11/15/2022  
 Time: 2:07:43 PM CST  
 Page 46/73

SUPREME COURT JUDGE FISCHER

	Reg. Voters	Total Votes	YES		NO	
19. UNION CHAPEL 1B						
Normal	1258	432	351	81.25%	81	18.75%
Absentee	1258	0	0	-	0	-
20. POLK						
Normal	2594	1220	995	81.56%	225	18.44%
Absentee	2594	0	0	-	0	-
21. UNION CHAPEL 1A						
Normal	1963	893	734	82.19%	159	17.81%
Absentee	1963	0	0	-	0	-
22. ROSEDALE 1A						
Normal	2634	999	787	78.78%	212	21.22%
Absentee	2634	0	0	-	0	-
23. GARDEN GROVE						
Normal	2511	988	740	74.90%	248	25.10%
Absentee	2511	0	0	-	0	-
24. NORTHVIEW A						
Normal	2711	1084	862	79.52%	222	20.48%
Absentee	2711	0	0	-	0	-
26. SPARTA						
Normal	1918	843	638	75.68%	205	24.32%
Absentee	1918	0	0	-	0	-
27. UNION CHAPEL 2A						
Normal	2442	958	772	80.58%	186	19.42%
Absentee	2442	0	0	-	0	-
28. ROSEDALE #2						
Normal	2108	938	749	80.02%	187	19.98%
Absentee	2108	0	0	-	0	-
29. NORTHVIEW B						
Normal	2608	1147	920	80.21%	227	19.79%
Absentee	2608	0	0	-	0	-
30. ROSEDALE 1B						
Normal	2348	831	628	75.57%	203	24.43%
Absentee	2348	0	0	-	0	-
31. UNION CHAPEL 2B						
Normal	1263	602	485	80.56%	117	19.44%
Absentee	1263	0	0	-	0	-
32. CASSIDY #2						
Normal	3960	1442	1168	80.86%	278	19.14%
Absentee	3960	0	0	-	0	-

*Jim Russell*  
*Carol Cassid*  
*Karen*  
*For*

Statement of Votes Cast  
 GENERAL ELECTION  
 CHRISTIAN COUNTY, MISSOURI  
 TUESDAY, NOVEMBER 8, 2022  
 Election Results  
 OFFICIAL RESULTS

Date: 11/15/2022  
 Time: 2:07:43 PM CST  
 Page 47/73

SUPREME COURT JUDGE FISCHER

	Reg. Voters	Total Votes	YES		NO	
33. LINCOLN #2						
Normal	1738	692	560	80.92%	132	19.08%
Absentee	1738	0	0	-	0	-
34. WEST FINELY 2						
Normal	1697	669	512	76.53%	157	23.47%
Absentee	1697	0	0	-	0	-
35. NORTHVIEW C						
Normal	1771	728	585	80.58%	141	19.42%
Absentee	1771	0	0	-	0	-
ABSENTEE						
Normal	0	0	0	-	0	-
Absentee	0	2775	2216	79.86%	559	20.14%
Total						
Normal	65269	26473	21078	79.62%	5395	20.38%
Absentee	65269	2775	2216	79.86%	559	20.14%
Total	65269	29248	23294	79.64%	5954	20.36%

*Carla Essick*

*Kelvin Elmer*

*Jim Russ*


*[Signature]*

Statement of Votes Cast  
 GENERAL ELECTION  
 CHRISTIAN COUNTY, MISSOURI  
 TUESDAY, NOVEMBER 8, 2022  
 Election Results  
 OFFICIAL RESULTS

Date: 11/15/2022  
 Time: 2:07:43 PM CST  
 Page 48/73

SUPREME COURT JUDGE RANSOM

Jurisdiction Wide	Reg. Voters	Total Votes	YES		NO	
1. E. BENTON/3. BRUNER						
Normal	989	437	328	75.06%	109	24.94%
Absentee	989	0	0	-	0	-
2. W. BENTON/14. LINDEN						
Normal	1956	935	729	77.97%	206	22.03%
Absentee	1956	0	0	-	0	-
4. CHADWICK 11. GARR 12. LH 16. SL 18. OF 25.SEN						
Normal	1163	530	395	74.53%	135	25.47%
Absentee	1163	0	0	-	0	-
5. RIVERSIDE						
Normal	5993	2312	1827	79.02%	485	20.98%
Absentee	5993	0	0	-	0	-
6. CASSIDY 1						
Normal	2967	1029	821	79.79%	208	20.21%
Absentee	2967	0	0	-	0	-
7. WEST FINELY 1						
Normal	1786	542	417	76.94%	125	23.06%
Absentee	1786	0	0	-	0	-
8. EAST FINLEY						
Normal	4858	1813	1399	77.16%	414	22.84%
Absentee	4858	0	0	-	0	-
9. NORTH GALLOWAY						
Normal	3021	1207	926	76.72%	281	23.28%
Absentee	3021	0	0	-	0	-
10. SOUTH GALLOWAY						
Normal	1762	789	625	79.21%	164	20.79%
Absentee	1762	0	0	-	0	-
13. LINCOLN #1						
Normal	2526	1045	835	79.90%	210	20.10%
Absentee	2526	0	0	-	0	-
15. NORTH LINN						
Normal	800	422	315	74.64%	107	25.36%
Absentee	800	0	0	-	0	-
17. McCRAKEN						
Normal	1950	847	676	79.81%	171	20.19%
Absentee	1950	0	0	-	0	-

*For Ransom*  
*Carl Esch*  
*Kesha Elm*  




Statement of Votes Cast  
 GENERAL ELECTION  
 CHRISTIAN COUNTY, MISSOURI  
 TUESDAY, NOVEMBER 8, 2022  
 Election Results  
 OFFICIAL RESULTS

Date: 11/15/2022  
 Time: 2:07:43 PM CST  
 Page 49/73

SUPREME COURT JUDGE RANSOM

	Reg. Voters	Total Votes	YES		NO	
19. UNION CHAPEL 1B						
Normal	1258	428	332	77.93%	94	22.07%
Absentee	1258	0	0	-	0	
20. POLK						
Normal	2594	1211	970	80.10%	241	19.90%
Absentee	2594	0	0	-	0	
21. UNION CHAPEL 1A						
Normal	1963	880	715	81.25%	165	18.75%
Absentee	1963	0	0	-	0	
22. ROSEDALE 1A						
Normal	2634	990	781	78.89%	209	21.11%
Absentee	2634	0	0	-	0	
23. GARDEN GROVE						
Normal	2511	979	719	73.44%	260	26.56%
Absentee	2511	0	0	-	0	
24. NORTHVIEW A						
Normal	2711	1077	823	76.42%	254	23.58%
Absentee	2711	0	0	-	0	
26. SPARTA						
Normal	1916	830	644	77.59%	186	22.41%
Absentee	1916	0	0	-	0	
27. UNION CHAPEL 2A						
Normal	2442	949	747	78.71%	202	21.29%
Absentee	2442	0	0	-	0	
28. ROSEDALE #2						
Normal	2108	922	741	80.37%	181	19.63%
Absentee	2108	0	0	-	0	
29. NORTHVIEW B						
Normal	2608	1134	899	79.28%	235	20.72%
Absentee	2608	0	0	-	0	
30. ROSEDALE 1B						
Normal	2346	818	615	75.18%	203	24.82%
Absentee	2346	0	0	-	0	
31. UNION CHAPEL 2B						
Normal	1263	605	488	80.33%	119	19.67%
Absentee	1263	0	0	-	0	
32. CASSIDY #2						
Normal	3960	1434	1150	80.20%	284	19.80%
Absentee	3960	0	0	-	0	

*Tom Ruse*  
*Carla Cowik*  
*Kevin G. Miller*  
*Tom [Signature]*

Statement of Votes Cast  
 GENERAL ELECTION  
 CHRISTIAN COUNTY, MISSOURI  
 TUESDAY, NOVEMBER 8, 2022  
 Election Results  
 OFFICIAL RESULTS

Date: 11/15/2022  
 Time: 2:07:43 PM CST  
 Page 50/73

SUPREME COURT JUDGE RANSOM

	Reg. Voters	Total Votes	YES		NO	
33. LINCOLN #2						
Normal	1738	681	546	80.18%	135	19.82%
Absentee	1738	0	0	-	0	-
34. WEST FINELY 2						
Normal	1697	661	499	75.49%	162	24.51%
Absentee	1697	0	0	-	0	-
35. NORTHVIEW C						
Normal	1771	720	572	79.44%	148	20.56%
Absentee	1771	0	0	-	0	-
ABSENTEE						
Normal	0	0	0	-	0	-
Absentee	0	2751	2199	79.93%	552	20.07%
Total						
Normal	65269	26226	20532	78.29%	5693	21.71%
Absentee	65269	2751	2199	79.93%	552	20.07%
Total	65269	28976	22731	78.45%	6245	21.55%

*Tina Russell*

*Carle Smith*

*Kesha Elmer*

*[Signature]*

Statement of Votes Cast  
 GENERAL ELECTION  
 CHRISTIAN COUNTY, MISSOURI  
 TUESDAY, NOVEMBER 8, 2022  
 Election Results  
 OFFICIAL RESULTS

Date: 11/15/2022  
 Time: 2:07:43 PM CST  
 Page 51/73

SOUTHERN DISTRICT APPEALS JUDGE  
 BURRELL

Jurisdiction Wide	Reg. Voters	Total Votes	YES		NO	
1. E. BENTON/3. BRUNER						
Normal	969	435	352	80.92%	83	19.08%
Absentee	969	0	0	-	0	
2. W. BENTON/14. LINDEN						
Normal	1956	945	770	81.48%	175	18.52%
Absentee	1956	0	0	-	0	
4. CHADWICK 11. GARR 12. LH 16. SL 18. OF 25.SEN						
Normal	1163	527	421	79.89%	106	20.11%
Absentee	1163	0	0	-	0	
5. RIVERSIDE						
Normal	5993	2306	1883	81.66%	423	18.34%
Absentee	5993	0	0	-	0	
6. CASSIDY 1						
Normal	2967	1026	845	82.36%	181	17.64%
Absentee	2967	0	0	-	0	
7. WEST FINLEY 1						
Normal	1786	540	424	78.52%	116	21.48%
Absentee	1786	0	0	-	0	
8. EAST FINLEY						
Normal	4858	1823	1472	80.75%	351	19.25%
Absentee	4858	0	0	-	0	
9. NORTH GALLOWAY						
Normal	3021	1223	990	80.95%	233	19.05%
Absentee	3021	0	0	-	0	
10. SOUTH GALLOWAY						
Normal	1762	792	643	81.19%	149	18.81%
Absentee	1762	0	0	-	0	
13. LINCOLN #1						
Normal	2526	1055	861	81.61%	194	18.39%
Absentee	2526	0	0	-	0	
15. NORTH LINN						
Normal	800	429	339	79.02%	90	20.98%
Absentee	800	0	0	-	0	
17. McCRAKEN						
Normal	1950	850	703	82.71%	147	17.29%
Absentee	1950	0	0	-	0	

*Lisa Russell*

*Carol Smith*

*Robert Smith*

*[Signature]*

Statement of Votes Cast  
 GENERAL ELECTION  
 CHRISTIAN COUNTY, MISSOURI  
 TUESDAY, NOVEMBER 8, 2022  
 Election Results  
 OFFICIAL RESULTS

Date: 11/15/2022  
 Time: 2:07:43 PM CST  
 Page 52/73

SOUTHERN DISTRICT APPEALS JUDGE  
 BURRELL

	Reg. Voters	Total Votes	YES		NO	
19. UNION CHAPEL 1B						
Normal	1258	424	342	80.66%	82	19.34%
Absentee	1258	0	0	-	0	-
20. POLK						
Normal	2594	1222	1013	82.90%	209	17.10%
Absentee	2594	0	0	-	0	-
21. UNION CHAPEL 1A						
Normal	1963	887	730	82.30%	157	17.70%
Absentee	1963	0	0	-	0	-
22. ROSEDALE 1A						
Normal	2634	999	794	79.48%	205	20.52%
Absentee	2634	0	0	-	0	-
23. GARDEN GROVE						
Normal	2511	987	758	76.80%	229	23.20%
Absentee	2511	0	0	-	0	-
24. NORTHVIEW A						
Normal	2711	1073	848	79.03%	225	20.97%
Absentee	2711	0	0	-	0	-
26. SPARTA						
Normal	1916	843	677	80.31%	166	19.69%
Absentee	1916	0	0	-	0	-
27. UNION CHAPEL 2A						
Normal	2442	948	779	82.17%	169	17.83%
Absentee	2442	0	0	-	0	-
28. ROSEDALE #2						
Normal	2108	929	761	81.92%	168	18.08%
Absentee	2108	0	0	-	0	-
29. NORTHVIEW B						
Normal	2808	1141	933	81.77%	208	18.23%
Absentee	2808	0	0	-	0	-
30. ROSEDALE 1B						
Normal	2346	823	644	78.25%	179	21.75%
Absentee	2346	0	0	-	0	-
31. UNION CHAPEL 2B						
Normal	1263	609	502	82.43%	107	17.57%
Absentee	1263	0	0	-	0	-
32. CASSIDY #2						
Normal	3960	1439	1191	82.77%	248	17.23%
Absentee	3960	0	0	-	0	-

*Jim Burrell*  
*Carla Essick*  
*Kesha Allen*  
*[Signature]*

Statement of Votes Cast  
 GENERAL ELECTION  
 CHRISTIAN COUNTY, MISSOURI  
 TUESDAY, NOVEMBER 8, 2022  
 Election Results  
 OFFICIAL RESULTS

Date: 11/15/2022  
 Time: 2:07:43 PM CST  
 Page 53/73

SOUTHERN DISTRICT APPEALS JUDGE  
 BURRELL

	Reg. Voters	Total Votes	YES		NO	
33. LINCOLN #2						
Normal	1736	687	563	81.95%	124	18.05%
Absentee	1736	0	0	-	0	-
34. WEST FINELY 2						
Normal	1697	657	514	78.23%	143	21.77%
Absentee	1697	0	0	-	0	-
35. NORTHVIEW C						
Normal	1771	722	581	80.47%	141	19.53%
Absentee	1771	0	0	-	0	-
ABSENTEE						
Normal	0	0	0	-	0	-
Absentee	0	2775	2250	81.08%	525	18.92%
Total						
Normal	65269	26341	21333	80.99%	5008	19.01%
Absentee	65269	2775	2250	81.08%	525	18.92%
Total	65269	29116	23583	81.00%	5533	19.00%

*Jim Russell*  
*Carla Esch*  
*Kesha Olin*  
*Tom Miller*

Statement of Votes Cast  
 GENERAL ELECTION  
 CHRISTIAN COUNTY, MISSOURI  
 TUESDAY, NOVEMBER 8, 2022  
 Election Results  
 OFFICIAL RESULTS

Date: 11/15/2022  
 Time: 2:07:43 PM CST  
 Page 54/73

SOUTHERN DISTRICT APPEALS JUDGE  
 GOODMAN

	Reg. Voters	Total Votes	YES		NO	
Jurisdiction Wide						
1. E. BENTON/3. BRUNER						
Normal	969	435	358	82.30%	77	17.70%
Absentee	969	0	0	-	0	-
2. W. BENTON/14. LINDEN						
Normal	1956	933	753	80.71%	180	19.29%
Absentee	1956	0	0	-	0	-
4. CHADWICK 11. GARR 12. LH 16. SL 18. OF 25.SEN						
Normal	1163	528	416	78.79%	112	21.21%
Absentee	1163	0	0	-	0	-
5. RIVERSIDE						
Normal	5993	2305	1870	81.13%	435	18.87%
Absentee	5993	0	0	-	0	-
6. CASSIDY 1						
Normal	2967	1025	843	82.24%	182	17.76%
Absentee	2967	0	0	-	0	-
7. WEST FINELY 1						
Normal	1786	537	425	79.14%	112	20.86%
Absentee	1786	0	0	-	0	-
8. EAST FINLEY						
Normal	4858	1825	1465	80.27%	360	19.73%
Absentee	4858	0	0	-	0	-
9. NORTH GALLOWAY						
Normal	3021	1217	982	80.69%	235	19.31%
Absentee	3021	0	0	-	0	-
10. SOUTH GALLOWAY						
Normal	1762	795	661	83.14%	134	16.86%
Absentee	1762	0	0	-	0	-
13. LINCOLN #1						
Normal	2526	1049	859	81.89%	190	18.11%
Absentee	2526	0	0	-	0	-
15. NORTH LINN						
Normal	800	428	337	78.74%	91	21.26%
Absentee	800	0	0	-	0	-
17. McCRAKEN						
Normal	1950	845	702	83.08%	143	16.92%
Absentee	1950	0	0	-	0	-

*Joan Russell*  
*Carla Cassin*  
*Kelly G...*  
*[Signature]*

Statement of Votes Cast  
 GENERAL ELECTION  
 CHRISTIAN COUNTY, MISSOURI  
 TUESDAY, NOVEMBER 8, 2022  
 Election Results  
 OFFICIAL RESULTS

Date: 11/15/2022  
 Time: 2:07:43 PM CST  
 Page 55/73

SOUTHERN DISTRICT APPEALS JUDGE  
 GOODMAN

	Reg. Voters	Total Votes	YES		NO	
19. UNION CHAPEL 1B						
Normal	1258	425	345	81.18%	80	18.82%
Absentee	1258	0	0	-	0	-
20. POLK						
Normal	2594	1214	1007	82.95%	207	17.05%
Absentee	2594	0	0	-	0	-
21. UNION CHAPEL 1A						
Normal	1963	887	737	83.09%	150	16.91%
Absentee	1963	0	0	-	0	-
22. ROSEDALE 1A						
Normal	2634	993	794	79.96%	199	20.04%
Absentee	2634	0	0	-	0	-
23. GARDEN GROVE						
Normal	2511	984	755	76.73%	229	23.27%
Absentee	2511	0	0	-	0	-
24. NORTHVIEW A						
Normal	2711	1078	863	80.06%	215	19.94%
Absentee	2711	0	0	-	0	-
26. SPARTA						
Normal	1916	843	676	80.19%	167	19.81%
Absentee	1916	0	0	-	0	-
27. UNION CHAPEL 2A						
Normal	2442	948	765	80.70%	183	19.30%
Absentee	2442	0	0	-	0	-
28. ROSEDALE #2						
Normal	2108	933	774	82.96%	159	17.04%
Absentee	2108	0	0	-	0	-
29. NORTHVIEW B						
Normal	2608	1144	938	81.99%	206	18.01%
Absentee	2608	0	0	-	0	-
30. ROSEDALE 1B						
Normal	2346	823	629	76.43%	194	23.57%
Absentee	2346	0	0	-	0	-
31. UNION CHAPEL 2B						
Normal	1263	603	497	82.42%	106	17.58%
Absentee	1263	0	0	-	0	-
32. CASSIDY #2						
Normal	3960	1438	1182	82.31%	254	17.69%
Absentee	3960	0	0	-	0	-

*Jim Russell*  
*Carla Casper*  
*Kesha Ekin*  
*Tom [Signature]*

Statement of Votes Cast  
 GENERAL ELECTION  
 CHRISTIAN COUNTY, MISSOURI  
 TUESDAY, NOVEMBER 8, 2022  
 Election Results  
 OFFICIAL RESULTS

Date: 11/15/2022  
 Time: 2:07:43 PM CST  
 Page 56/73

SOUTHERN DISTRICT APPEALS JUDGE  
 GOODMAN

	Reg. Voters	Total Votes	YES		NO	
33. LINCOLN #2						
Normal	1736	688	566	82.27%	122	17.73%
Absentee	1736	0	0	-	0	-
34. WEST FINELY 2						
Normal	1697	657	516	78.54%	141	21.46%
Absentee	1697	0	0	-	0	-
35. NORTHVIEW C						
Normal	1771	724	579	79.97%	145	20.03%
Absentee	1771	0	0	-	0	-
ABSENTEE						
Normal	0	0	0	-	0	-
Absentee	0	2764	2238	80.97%	526	19.03%
Total						
Normal	65269	26302	21294	80.96%	5008	19.04%
Absentee	65269	2764	2238	80.97%	526	19.03%
Total	65269	29066	23532	80.96%	5534	19.04%

*For Record*  
*Carl Ewert*  
*Kesha Ewert*  
*[Signature]*



Statement of Votes Cast  
 GENERAL ELECTION  
 CHRISTIAN COUNTY, MISSOURI  
 TUESDAY, NOVEMBER 8, 2022  
 Election Results  
 OFFICIAL RESULTS

Date: 11/15/2022  
 Time: 2:07:43 PM CST  
 Page 57/73

CONSTITUTIONAL AMENDMENT 1

Jurisdiction Wide	Reg.	Total				
	Voters	Votes	YES		NO	
1. E. BENTON/3. BRUNER						
Normal	969	484	151	31.20%	333	68.80%
Absentee	969	0	0	-	0	-
2. W. BENTON/14. LINDEN						
Normal	1956	1033	452	43.76%	581	56.24%
Absentee	1956	0	0	-	0	-
4. CHADWICK 11. GARR 12. LH 16. SL 18. OF 25.SEN						
Normal	1163	582	200	34.36%	382	65.64%
Absentee	1163	0	0	-	0	-
5. RIVERSIDE						
Normal	5993	2531	1210	47.81%	1321	52.19%
Absentee	5993	0	0	-	0	-
6. CASSIDY 1						
Normal	2967	1127	550	48.80%	577	51.20%
Absentee	2967	0	0	-	0	-
7. WEST FINELY 1						
Normal	1786	582	237	40.72%	345	59.28%
Absentee	1786	0	0	-	0	-
8. EAST FINLEY						
Normal	4858	1985	792	39.90%	1193	60.10%
Absentee	4858	0	0	-	0	-
9. NORTH GALLOWAY						
Normal	3021	1338	530	39.61%	808	60.39%
Absentee	3021	0	0	-	0	-
10. SOUTH GALLOWAY						
Normal	1782	867	327	37.72%	540	62.28%
Absentee	1782	0	0	-	0	-
13. LINCOLN #1						
Normal	2526	1146	487	42.50%	659	57.50%
Absentee	2526	0	0	-	0	-
15. NORTH LINN						
Normal	800	472	195	41.31%	277	58.69%
Absentee	800	0	0	-	0	-
17. McCRAKEN						
Normal	1950	910	393	43.19%	517	56.81%
Absentee	1950	0	0	-	0	-

*Carla Esch*  
*Kelly Ehr*  
*Jim Runnels*  
*[Signature]*

Statement of Votes Cast  
 GENERAL ELECTION  
 CHRISTIAN COUNTY, MISSOURI  
 TUESDAY, NOVEMBER 8, 2022  
 Election Results  
 OFFICIAL RESULTS

Date: 11/15/2022  
 Time: 2:07:43 PM CST  
 Page 58/73

CONSTITUTIONAL AMENDMENT 1

	Reg. Voters	Total Votes	YES		NO	
19. UNION CHAPEL 1B						
Normal	1258	472	227	48.09%	245	51.91%
Absentee	1258	0	0	-	0	-
20. POLK						
Normal	2594	1321	598	45.12%	725	54.88%
Absentee	2594	0	0	-	0	-
21. UNION CHAPEL 1A						
Normal	1963	985	435	44.16%	550	55.84%
Absentee	1963	0	0	-	0	-
22. ROSEDALE 1A						
Normal	2634	1093	460	42.09%	633	57.91%
Absentee	2634	0	0	-	0	-
23. GARDEN GROVE						
Normal	2511	1096	481	43.89%	615	56.11%
Absentee	2511	0	0	-	0	-
24. NORTHVIEW A						
Normal	2711	1179	559	47.41%	620	52.59%
Absentee	2711	0	0	-	0	-
26. SPARTA						
Normal	1916	882	315	35.71%	567	64.29%
Absentee	1916	0	0	-	0	-
27. UNION CHAPEL 2A						
Normal	2442	1055	484	45.88%	571	54.12%
Absentee	2442	0	0	-	0	-
28. ROSEDALE #2						
Normal	2108	1072	473	44.12%	599	55.88%
Absentee	2108	0	0	-	0	-
29. NORTHVIEW B						
Normal	2608	1252	680	52.72%	592	47.28%
Absentee	2608	0	0	-	0	-
30. ROSEDALE 1B						
Normal	2346	883	364	41.22%	519	58.78%
Absentee	2346	0	0	-	0	-
31. UNION CHAPEL 2B						
Normal	1263	673	323	47.99%	350	52.01%
Absentee	1263	0	0	-	0	-
32. CASSIDY #2						
Normal	3960	1589	773	48.65%	816	51.35%
Absentee	3960	0	0	-	0	-


*Jim Russell*  
*Carla Erick*  
*Kevin Ely*  
*Tom Holt*

Statement of Votes Cast  
 GENERAL ELECTION  
 CHRISTIAN COUNTY, MISSOURI  
 TUESDAY, NOVEMBER 8, 2022  
 Election Results  
 OFFICIAL RESULTS

Date: 11/15/2022  
 Time: 2:07:43 PM CST  
 Page 59/73

CONSTITUTIONAL AMENDMENT 1

	Reg. Voters	Total Votes	YES		NO	
33. LINCOLN #2						
Normal	1736	746	339	45.44%	407	54.56%
Absentee	1736	0	0	-	0	-
34. WEST FINELY 2						
Normal	1697	741	312	42.11%	429	57.89%
Absentee	1697	0	0	-	0	-
35. NORTHVIEW C						
Normal	1771	797	381	45.29%	436	54.71%
Absentee	1771	0	0	-	0	-
ABSENTEE						
Normal	0	0	0	-	0	-
Absentee	0	3080	1521	49.38%	1559	50.62%
Total						
Normal	65269	28893	12686	43.91%	16207	56.09%
Absentee	65269	3080	1521	49.38%	1559	50.62%
Total	65269	31973	14207	44.43%	17766	55.57%

*For Russ*  
*Carla Erick*  
*Kelsey Ehr*  


Statement of Votes Cast  
 GENERAL ELECTION  
 CHRISTIAN COUNTY, MISSOURI  
 TUESDAY, NOVEMBER 8, 2022  
 Election Results  
 OFFICIAL RESULTS

Date: 11/15/2022  
 Time: 2:07:43 PM CST  
 Page 60/73

CONSTITUTIONAL AMENDMENT 3

Jurisdiction Wide	Reg. Voters	Total Votes	YES		NO	
1. E. BENTON/3. BRUNER						
Normal	969	500	201	40.20%	299	59.80%
Absentee	969	0	0	-	0	-
2. W. BENTON/14. LINDEN						
Normal	1956	1072	411	38.34%	661	61.66%
Absentee	1956	0	0	-	0	-
4. CHADWICK 11. GARR 12. LH 16. SL 18. OF 25.SEN						
Normal	1163	812	215	35.13%	397	64.87%
Absentee	1163	0	0	-	0	-
5. RIVERSIDE						
Normal	5993	2644	1028	38.88%	1616	61.12%
Absentee	5993	0	0	-	0	-
6. CASSIDY 1						
Normal	2967	1165	521	44.72%	644	55.28%
Absentee	2967	0	0	-	0	-
7. WEST FINELY 1						
Normal	1788	605	295	48.76%	310	51.24%
Absentee	1788	0	0	-	0	-
8. EAST FINLEY						
Normal	4858	2065	911	44.12%	1154	55.88%
Absentee	4858	0	0	-	0	-
9. NORTH GALLOWAY						
Normal	3021	1391	577	41.48%	814	58.52%
Absentee	3021	0	0	-	0	-
10. SOUTH GALLOWAY						
Normal	1762	903	332	36.77%	571	63.23%
Absentee	1762	0	0	-	0	-
13. LINCOLN #1						
Normal	2528	1189	499	41.97%	690	58.03%
Absentee	2528	0	0	-	0	-
15. NORTH LINN						
Normal	800	492	211	42.89%	281	57.11%
Absentee	800	0	0	-	0	-
17. McCRAKEN						
Normal	1950	948	355	37.53%	591	62.47%
Absentee	1950	0	0	-	0	-


*Carla Casin*  
*Keri Gil*  
*Jon Russel*  
*Tom [Signature]*

Statement of Votes Cast  
 GENERAL ELECTION  
 CHRISTIAN COUNTY, MISSOURI  
 TUESDAY, NOVEMBER 8, 2022  
 Election Results  
 OFFICIAL RESULTS

Date: 11/15/2022  
 Time: 2:07:43 PM CST  
 Page 61/73

CONSTITUTIONAL AMENDMENT 3

	Reg. Voters	Total Votes	YES		NO	
19. UNION CHAPEL 1B						
Normal	1258	489	218	44.58%	271	55.42%
Absentee	1258	0	0	-	0	-
20. POLK						
Normal	2594	1354	538	39.73%	816	60.27%
Absentee	2594	0	0	-	0	-
21. UNION CHAPEL 1A						
Normal	1983	1023	396	38.71%	627	61.29%
Absentee	1983	0	0	-	0	-
22. ROSEDALE 1A						
Normal	2634	1132	508	44.88%	624	55.12%
Absentee	2634	0	0	-	0	-
23. GARDEN GROVE						
Normal	2511	1145	566	49.39%	580	50.61%
Absentee	2511	0	0	-	0	-
24. NORTHVIEW A						
Normal	2711	1225	580	47.35%	645	52.65%
Absentee	2711	0	0	-	0	-
26. SPARTA						
Normal	1916	911	390	42.81%	521	57.19%
Absentee	1916	0	0	-	0	-
27. UNION CHAPEL 2A						
Normal	2442	1096	428	39.05%	668	60.95%
Absentee	2442	0	0	-	0	-
28. ROSEDALE #2						
Normal	2108	1124	494	43.95%	630	56.05%
Absentee	2108	0	0	-	0	-
29. NORTHVIEW B						
Normal	2608	1301	542	41.66%	759	58.34%
Absentee	2608	0	0	-	0	-
30. ROSEDALE 1B						
Normal	2346	921	448	48.64%	473	51.36%
Absentee	2346	0	0	-	0	-
31. UNION CHAPEL 2B						
Normal	1263	691	284	41.10%	407	58.90%
Absentee	1263	0	0	-	0	-
32. CASSIDY #2						
Normal	3960	1655	699	42.24%	956	57.76%
Absentee	3960	0	0	-	0	-


*Cash Cassik*  
*Kedar Elu*  
*Jim Luney*  


Statement of Votes Cast  
 GENERAL ELECTION  
 CHRISTIAN COUNTY, MISSOURI  
 TUESDAY, NOVEMBER 8, 2022  
 Election Results  
 OFFICIAL RESULTS

Date: 11/15/2022  
 Time: 2:07:43 PM CST  
 Page 62/73

CONSTITUTIONAL AMENDMENT 3

	Reg. Voters	Total Votes	YES		NO	
33. LINCOLN #2						
Normal	1736	770	339	44.03%	431	55.97%
Absentee	1736	0	0	-	0	-
34. WEST FINELY 2						
Normal	1697	768	328	42.71%	440	57.29%
Absentee	1697	0	0	-	0	-
35. NORTHVIEW C						
Normal	1771	829	383	46.20%	446	53.80%
Absentee	1771	0	0	-	0	-
ABSENTEE						
Normal	0	0	0	-	0	-
Absentee	0	3191	1359	42.59%	1832	57.41%
Total						
Normal	65269	30019	12697	42.30%	17322	57.70%
Absentee	65269	3191	1359	42.59%	1832	57.41%
Total	65269	33210	14056	42.32%	19154	57.68%

*Carla Esch*  
*Krista Elmer*  
*Sara Russell*  


Statement of Votes Cast  
 GENERAL ELECTION  
 CHRISTIAN COUNTY, MISSOURI  
 TUESDAY, NOVEMBER 8, 2022  
 Election Results  
 OFFICIAL RESULTS

Date: 11/15/2022  
 Time: 2:07:43 PM CST  
 Page 63/73

CONSTITUTIONAL AMENDMENT 4

Jurisdiction Wide	Reg. Voters	Total Votes	YES		NO	
1. E. BENTON/3. BRUNER						
Normal	969	481	302	62.79%	179	37.21%
Absentee	969	0	0	-	0	-
2. W. BENTON/14. LINDEN						
Normal	1956	1031	693	67.22%	338	32.78%
Absentee	1956	0	0	-	0	-
4. CHADWICK 11. GARR 12. LH 16. SL 18. OF 25.SEN						
Normal	1163	587	323	55.03%	264	44.97%
Absentee	1163	0	0	-	0	-
5. RIVERSIDE						
Normal	5993	2559	1627	63.58%	932	36.42%
Absentee	5993	0	0	-	0	-
6. CASSIDY 1						
Normal	2967	1131	718	63.31%	415	36.69%
Absentee	2967	0	0	-	0	-
7. WEST FINELY 1						
Normal	1788	589	323	54.84%	266	45.16%
Absentee	1788	0	0	-	0	-
8. EAST FINLEY						
Normal	4858	1990	1187	59.65%	803	40.35%
Absentee	4858	0	0	-	0	-
9. NORTH GALLOWAY						
Normal	3021	1349	825	61.16%	524	38.84%
Absentee	3021	0	0	-	0	-
10. SOUTH GALLOWAY						
Normal	1762	877	528	60.21%	349	39.79%
Absentee	1762	0	0	-	0	-
13. LINCOLN #1						
Normal	2528	1155	750	64.94%	405	35.06%
Absentee	2528	0	0	-	0	-
15. NORTH LINN						
Normal	800	475	292	61.47%	183	38.53%
Absentee	800	0	0	-	0	-
17. McCRAKEN						
Normal	1950	919	561	61.04%	358	38.96%
Absentee	1950	0	0	-	0	-

*Carla Essick*  
*Kenn Elmer*  
*Jim Rosney*  
*Tom White*

Statement of Votes Cast  
 GENERAL ELECTION  
 CHRISTIAN COUNTY, MISSOURI  
 TUESDAY, NOVEMBER 8, 2022  
 Election Results  
 OFFICIAL RESULTS

Date: 11/15/2022  
 Time: 2:07:43 PM CST  
 Page 64/73

CONSTITUTIONAL AMENDMENT 4

	Reg. Voters	Total Votes	YES		NO	
19. UNION CHAPEL 1B						
Normal	1258	469	288	61.41%	181	38.59%
Absentee	1258	0	0	-	0	-
20. POLK						
Normal	2594	1315	870	66.16%	445	33.84%
Absentee	2594	0	0	-	0	-
21. UNION CHAPEL 1A						
Normal	1963	979	571	58.32%	408	41.68%
Absentee	1963	0	0	-	0	-
22. ROSEDALE 1A						
Normal	2634	1097	659	60.07%	438	39.93%
Absentee	2634	0	0	-	0	-
23. GARDEN GROVE						
Normal	2511	1113	653	58.67%	460	41.33%
Absentee	2511	0	0	-	0	-
24. NORTHVIEW A						
Normal	2711	1191	741	62.22%	450	37.78%
Absentee	2711	0	0	-	0	-
26. SPARTA						
Normal	1916	879	541	61.55%	338	38.45%
Absentee	1916	0	0	-	0	-
27. UNION CHAPEL 2A						
Normal	2442	1068	662	61.99%	406	38.01%
Absentee	2442	0	0	-	0	-
28. ROSEDALE #2						
Normal	2108	1097	685	62.44%	412	37.56%
Absentee	2108	0	0	-	0	-
29. NORTHVIEW B						
Normal	2608	1255	834	66.45%	421	33.55%
Absentee	2608	0	0	-	0	-
30. ROSEDALE 1B						
Normal	2346	885	499	56.38%	386	43.62%
Absentee	2346	0	0	-	0	-
31. UNION CHAPEL 2B						
Normal	1263	668	410	61.38%	258	38.62%
Absentee	1263	0	0	-	0	-
32. CASSIDY #2						
Normal	3960	1611	1084	67.29%	527	32.71%
Absentee	3960	0	0	-	0	-

*Tom Russell*  
*Carla Cassid*  
*Kesha Ely*  
*Tom [unclear]*



Statement of Votes Cast  
 GENERAL ELECTION  
 CHRISTIAN COUNTY, MISSOURI  
 TUESDAY, NOVEMBER 8, 2022  
 Election Results  
 OFFICIAL RESULTS

Date: 11/15/2022  
 Time: 2:07:43 PM CST  
 Page 65/73

CONSTITUTIONAL AMENDMENT 4

	Reg. Voters	Total Votes	YES		NO	
33. LINCOLN #2						
Normal	1736	757	520	68.69%	237	31.31%
Absentee	1736	0	0	-	0	-
34. WEST FINELY 2						
Normal	1697	750	454	60.53%	296	39.47%
Absentee	1697	0	0	-	0	-
35. NORTHVIEW C						
Normal	1771	814	514	63.14%	300	36.86%
Absentee	1771	0	0	-	0	-
ABSENTEE						
Normal	0	0	0	-	0	-
Absentee	0	3142	2186	69.57%	956	30.43%
Total						
Normal	65269	29091	18112	62.26%	10979	37.74%
Absentee	65269	3142	2186	69.57%	956	30.43%
Total	65269	32233	20298	62.97%	11935	37.03%


*Jin Rumer*  
*Carla Cassik*  
*Keja Elmer*  
*[Signature]*

Statement of Votes Cast  
 GENERAL ELECTION  
 CHRISTIAN COUNTY, MISSOURI  
 TUESDAY, NOVEMBER 8, 2022  
 Election Results  
 OFFICIAL RESULTS

Date: 11/15/2022  
 Time: 2:07:43 PM CST  
 Page 66/73

CONSTITUTIONAL AMENDMENT 5

	Reg. Voters	Total Votes	YES		NO	
Jurisdiction Wide						
1. E. BENTON/3. BRUNER						
Normal	969	482	313	64.94%	169	35.06%
Absentee	969	0	0	-	0	-
2. W. BENTON/14. LINDEN						
Normal	1956	1040	648	62.31%	392	37.69%
Absentee	1956	0	0	-	0	-
4. CHADWICK 11. GARR 12. LH 16. SL 18. OF 25.SEN						
Normal	1163	586	380	64.85%	206	35.15%
Absentee	1163	0	0	-	0	-
5. RIVERSIDE						
Normal	5993	2571	1638	63.71%	933	36.29%
Absentee	5993	0	0	-	0	-
6. CASSIDY 1						
Normal	2967	1140	727	63.77%	413	36.23%
Absentee	2967	0	0	-	0	-
7. WEST FINELY 1						
Normal	1786	583	376	64.49%	207	35.51%
Absentee	1786	0	0	-	0	-
8. EAST FINLEY						
Normal	4858	2006	1255	62.56%	751	37.44%
Absentee	4858	0	0	-	0	-
9. NORTH GALLOWAY						
Normal	3021	1352	860	63.61%	492	36.39%
Absentee	3021	0	0	-	0	-
10. SOUTH GALLOWAY						
Normal	1762	880	540	61.36%	340	38.64%
Absentee	1762	0	0	-	0	-
13. LINCOLN #1						
Normal	2526	1161	735	63.31%	426	36.69%
Absentee	2526	0	0	-	0	-
15. NORTH LINN						
Normal	800	469	299	63.11%	173	36.89%
Absentee	800	0	0	-	0	-
17. McCRAKEN						
Normal	1950	918	568	61.87%	350	38.13%
Absentee	1950	0	0	-	0	-


*Jim Rume*  
*Carla Cassick*  
*Kedar Gh*  


Statement of Votes Cast  
 GENERAL ELECTION  
 CHRISTIAN COUNTY, MISSOURI  
 TUESDAY, NOVEMBER 8, 2022  
 Election Results  
 OFFICIAL RESULTS

Date: 11/15/2022  
 Time: 2:07:43 PM CST  
 Page 67/73

CONSTITUTIONAL AMENDMENT 5

	Reg. Voters	Total Votes	YES	NO		
19. UNION CHAPEL 1B						
Normal	1258	473	296	62.58%	177	37.42%
Absentee	1258	0	0	-	0	-
20. POLK						
Normal	2594	1322	871	65.89%	451	34.11%
Absentee	2594	0	0	-	0	-
21. UNION CHAPEL 1A						
Normal	1963	992	603	60.79%	389	39.21%
Absentee	1963	0	0	-	0	-
22. ROSEDALE 1A						
Normal	2634	1100	694	63.09%	406	36.91%
Absentee	2634	0	0	-	0	-
23. GARDEN GROVE						
Normal	2511	1105	674	61.00%	431	39.00%
Absentee	2511	0	0	-	0	-
24. NORTHVIEW A						
Normal	2711	1192	744	62.42%	448	37.58%
Absentee	2711	0	0	-	0	-
26. SPARTA						
Normal	1916	882	569	64.51%	313	35.49%
Absentee	1916	0	0	-	0	-
27. UNION CHAPEL 2A						
Normal	2442	1055	684	64.83%	371	35.17%
Absentee	2442	0	0	-	0	-
28. ROSEDALE #2						
Normal	2108	1082	688	63.59%	394	36.41%
Absentee	2108	0	0	-	0	-
29. NORTHVIEW B						
Normal	2608	1253	802	64.01%	451	35.99%
Absentee	2608	0	0	-	0	-
30. ROSEDALE 1B						
Normal	2346	896	560	62.50%	336	37.50%
Absentee	2346	0	0	-	0	-
31. UNION CHAPEL 2B						
Normal	1263	670	410	61.19%	260	38.81%
Absentee	1263	0	0	-	0	-
32. CASSIDY #2						
Normal	3960	1601	1002	62.59%	599	37.41%
Absentee	3960	0	0	-	0	-


*Jim Reeves*  
*Carol Essick*  
*Karen Gier*  


Statement of Votes Cast  
 GENERAL ELECTION  
 CHRISTIAN COUNTY, MISSOURI  
 TUESDAY, NOVEMBER 8, 2022  
 Election Results  
 OFFICIAL RESULTS

Date: 11/15/2022  
 Time: 2:07:43 PM CST  
 Page 68/73

CONSTITUTIONAL AMENDMENT 5

	Reg. Voters	Total Votes	YES		NO	
33. LINCOLN #2						
Normal	1736	750	509	67.87%	241	32.13%
Absentee	1736	0	0	-	0	
34. WEST FINELY 2						
Normal	1697	741	453	61.13%	288	38.87%
Absentee	1697	0	0	-	0	
35. NORTHVIEW C						
Normal	1771	808	508	62.62%	302	37.38%
Absentee	1771	0	0	-	0	
ABSENTEE						
Normal	0	0	0	-	0	
Absentee	0	3125	2002	64.06%	1123	35.94%
Total						
Normal	65269	29110	18401	63.21%	10709	36.79%
Absentee	65269	3125	2002	64.06%	1123	35.94%
Total	65269	32235	20403	63.29%	11832	36.71%

*Carla Essick*  
*Kelvin Elu*  
*Jana Rames*  


Statement of Votes Cast  
 GENERAL ELECTION  
 CHRISTIAN COUNTY, MISSOURI  
 TUESDAY, NOVEMBER 8, 2022  
 Election Results  
 OFFICIAL RESULTS

Date: 11/15/2022  
 Time: 2:07:43 PM CST  
 Page 69/73

CONSTITUTIONAL CONVENTION

	Reg. Voters	Total Votes	YES		NO	
Jurisdiction Wide						
1. E. BENTON/3. BRUNER						
Normal	989	480	131	27.29%	349	72.71%
Absentee	989	0	0	-	0	-
2. W. BENTON/14. LINDEN						
Normal	1856	1020	320	31.37%	700	68.63%
Absentee	1856	0	0	-	0	-
4. CHADWICK 11. GARR 12. LH 16. SL 18. OF 25.SEN						
Normal	1163	582	164	28.18%	418	71.82%
Absentee	1163	0	0	-	0	-
5. RIVERSIDE						
Normal	5993	2524	834	33.04%	1690	66.96%
Absentee	5993	0	0	-	0	-
6. CASSIDY 1						
Normal	2967	1116	428	38.35%	688	61.65%
Absentee	2967	0	0	-	0	-
7. WEST FINELY 1						
Normal	1786	576	190	32.99%	386	67.01%
Absentee	1786	0	0	-	0	-
8. EAST FINLEY						
Normal	4858	1964	637	32.43%	1327	67.57%
Absentee	4858	0	0	-	0	-
9. NORTH GALLOWAY						
Normal	3021	1339	468	34.95%	871	65.05%
Absentee	3021	0	0	-	0	-
10. SOUTH GALLOWAY						
Normal	1762	862	258	29.93%	604	70.07%
Absentee	1762	0	0	-	0	-
13. LINCOLN #1						
Normal	2526	1152	396	34.38%	756	65.62%
Absentee	2526	0	0	-	0	-
15. NORTH LINN						
Normal	800	469	145	30.92%	324	69.08%
Absentee	800	0	0	-	0	-
17. McCRAKEN						
Normal	1950	911	277	30.41%	634	69.59%
Absentee	1950	0	0	-	0	-

*Jim Russell*  
*Carla Erick*  
*Ken Elmer*  
*[Signature]*

Statement of Votes Cast  
 GENERAL ELECTION  
 CHRISTIAN COUNTY, MISSOURI  
 TUESDAY, NOVEMBER 8, 2022  
 Election Results  
 OFFICIAL RESULTS

Date: 11/15/2022  
 Time: 2:07:43 PM CST  
 Page 70/73

CONSTITUTIONAL CONVENTION

	Reg. Voters	Total Votes	YES		NO	
19. UNION CHAPEL 1B						
Normal	1258	463	150	32.40%	313	67.60%
Absentee	1258	0	0	-	0	-
20. POLK						
Normal	2594	1306	470	35.99%	836	64.01%
Absentee	2594	0	0	-	0	-
21. UNION CHAPEL 1A						
Normal	1963	967	300	31.02%	667	68.98%
Absentee	1963	0	0	-	0	-
22. ROSEDALE 1A						
Normal	2634	1079	366	33.92%	713	66.08%
Absentee	2634	0	0	-	0	-
23. GARDEN GROVE						
Normal	2511	1088	345	31.71%	743	68.29%
Absentee	2511	0	0	-	0	-
24. NORTHVIEW A						
Normal	2711	1161	399	34.37%	762	65.63%
Absentee	2711	0	0	-	0	-
26. SPARTA						
Normal	1916	878	289	32.92%	589	67.08%
Absentee	1916	0	0	-	0	-
27. UNION CHAPEL 2A						
Normal	2442	1058	394	37.24%	664	62.76%
Absentee	2442	0	0	-	0	-
28. ROSEDALE #2						
Normal	2108	1081	375	34.69%	706	65.31%
Absentee	2108	0	0	-	0	-
29. NORTHVIEW B						
Normal	2608	1221	435	35.63%	786	64.37%
Absentee	2608	0	0	-	0	-
30. ROSEDALE 1B						
Normal	2346	872	284	32.67%	588	67.43%
Absentee	2346	0	0	-	0	-
31. UNION CHAPEL 2B						
Normal	1263	671	224	33.38%	447	66.62%
Absentee	1263	0	0	-	0	-
32. CASSIDY #2						
Normal	3960	1584	560	35.35%	1024	64.65%
Absentee	3960	0	0	-	0	-

*Jan Russell*  
*Carla Essick*  
*Kelli Gill*  
*[Signature]*

Statement of Votes Cast  
 GENERAL ELECTION  
 CHRISTIAN COUNTY, MISSOURI  
 TUESDAY, NOVEMBER 8, 2022  
 Election Results  
 OFFICIAL RESULTS

Date: 11/15/2022  
 Time: 2:07:43 PM CST  
 Page 71/73

CONSTITUTIONAL CONVENTION

	Reg. Voters	Total Votes	YES		NO	
33. LINCOLN #2						
Normal	1736	742	289	38.95%	453	61.05%
Absentee	1736	0	0	-	0	
34. WEST FINELY 2						
Normal	1697	744	242	32.53%	502	67.47%
Absentee	1697	0	0	-	0	
35. NORTHVIEW C						
Normal	1771	783	259	33.08%	524	66.92%
Absentee	1771	0	0	-	0	
ABSENTEE						
Normal	0	0	0	-	0	
Absentee	0	3100	1107	35.71%	1993	64.29%
Total						
Normal	65269	28693	9629	33.56%	19064	66.44%
Absentee	65269	3100	1107	35.71%	1993	64.29%
Total	65269	31793	10736	33.77%	21057	68.23%

*Jim Russell*  
*Carla Cassib*  
*Kristi Ellis*  
*[Signature]*

Statement of Votes Cast  
 GENERAL ELECTION  
 CHRISTIAN COUNTY, MISSOURI  
 TUESDAY, NOVEMBER 8, 2022  
 Election Results  
 OFFICIAL RESULTS

Date: 11/15/2022  
 Time: 2:07:43 PM CST  
 Page 72/73

CITY OF NIXA

	Reg. Voters	Total Votes	YES		NO	
Jurisdiction Wide						
19. UNION CHAPEL 1B						
Normal	1258	489	211	43.15%	278	56.85%
Absentee	1258	0	0	-	0	-
21. UNION CHAPEL 1A						
Normal	1963	1025	467	45.56%	558	54.44%
Absentee	1963	0	0	-	0	-
22. ROSEDALE 1A						
Normal	2634	1130	509	45.04%	621	54.96%
Absentee	2634	0	0	-	0	-
23. GARDEN GROVE						
Normal	2185	985	470	47.72%	515	52.28%
Absentee	2185	0	0	-	0	-
24. NORTHVIEW A						
Normal	2708	1231	604	49.07%	627	50.93%
Absentee	2708	0	0	-	0	-
29. NORTHVIEW B						
Normal	2005	1006	574	57.06%	432	42.94%
Absentee	2005	0	0	-	0	-
30. ROSEDALE 1B						
Normal	2346	914	410	44.86%	504	55.14%
Absentee	2346	0	0	-	0	-
35. NORTHVIEW C						
Normal	1726	812	398	49.01%	414	50.99%
Absentee	1726	0	0	-	0	-
ABSENTEE						
Normal	0	0	0	-	0	-
Absentee	0	833	398	47.78%	435	52.22%
Total						
Normal	16825	7592	3843	47.98%	3949	52.02%
Absentee	16825	833	398	47.78%	435	52.22%
Total	16825	8425	4041	47.96%	4384	52.04%

*Tom Ruesch*  
*Carol Esser*  
*Heather Miller*  
*Tom Miller*



Statement of Votes Cast  
 GENERAL ELECTION  
 CHRISTIAN COUNTY, MISSOURI  
 TUESDAY, NOVEMBER 8, 2022  
 Election Results  
 OFFICIAL RESULTS

Date: 11/15/2022  
 Time: 2:07:43 PM CST  
 Page 73/73

CITY OF OZARK

	Reg. Voters	Total Votes	YES		NO	
Jurisdiction Wide						
5. RIVERSIDE						
Normal	4641	1955	800	40.92%	1155	59.08%
Absentee	4641	0	0	-	0	-
6. CASSIDY 1						
Normal	2524	959	375	39.10%	584	60.90%
Absentee	2524	0	0	-	0	-
7. WEST FINELY 1						
Normal	1788	597	215	36.01%	382	63.99%
Absentee	1788	0	0	-	0	-
8. EAST FINLEY						
Normal	3540	1362	451	33.11%	911	66.89%
Absentee	3540	0	0	-	0	-
17. McCRAKEN						
Normal	197	92	35	38.04%	57	61.96%
Absentee	197	0	0	-	0	-
32. CASSIDY #2						
Normal	2074	726	324	44.63%	402	55.37%
Absentee	2074	0	0	-	0	-
ABSENTEE						
Normal	0	0	0	-	0	-
Absentee	0	756	375	49.60%	381	50.40%
Total						
Normal	14762	5691	2200	38.66%	3491	61.34%
Absentee	14762	756	375	49.60%	381	50.40%
Total	14762	6447	2575	39.94%	3872	60.06%

*For Runney*  
*Carla Esrich*  
*Kelvin*  
