

Registered Voters 969 - Total Ballots 505 : 52.12%

US SENATOR			
Vote For 1			
Total Votes	496		
ERIC SCHMITT (REP)	405	81.65%	
TRUDY BUSCH VALENTINE (DEM)	74	14.92%	
JONATHAN DINE (LIB)	13	2.62%	
PAUL VENABLE (CST)	4	0.81%	

STATE AUDITOR			
Vote For 1			
Total Votes	495		
SCOTT FITZPATRICK (REP)	425	85.86%	
ALAN GREEN (DEM)	54	10.91%	
JOHN A. HARTWIG, Jr. (LIB)	16	3.23%	

US REPRESENTATIVE DISTRICT 7			
Vote For 1			
Total Votes	498		
ERIC BURLISON (REP)	418	83.94%	
KRISTEN RADAHER-SHEAFER (DEM)	61	12.25%	
KEVIN CRAIG (LIB)	19	3.82%	

STATE REPRESENTATIVE DISTRICT 138			
Vote For 1			
Total Votes	9		
BRAD HUDSON (REP)	9	100.00%	

STATE REPRESENTATIVE DISTRICT 140			
Vote For 1			
Total Votes	485		
JAMIE RAY GRAGG (REP)	424	87.42%	
AMY FREELAND (DEM)	61	12.58%	

CIRCUIT JUDGE CIRCUIT 38 DIVISION 2			
Vote For 1			
Total Votes	426		
JESSICA KRUSE (REP)	426	100.00%	

ASSOCIATE CIRCUIT JUDGE DIVISION 3			
Vote For 1			
Total Votes	429		
STEVEN WARD (REP)	429	100.00%	

ASSOCIATE CIRCUIT JUDGE DIVISION 4			
Vote For 1			
Total Votes	432		
DOUG BACON (REP)	432	100.00%	

PRESIDING COMMISSIONER			
Vote For 1			
Total Votes	418		
LYNN MORRIS (REP)	418	100.00%	

COUNTY CLERK			
Vote For 1			
Total Votes	433		
PAULA BRUMFIELD (REP)	433	100.00%	

CIRCUIT CLERK			
Vote For 1			
Total Votes	432		
BARBIE BARNETT-STILLINGS (REP)	432	100.00%	

Carla Esch
KWU EM

Don Rusan
Tom Ball

Registered Voters 969 - Total Ballots 505 : 52.12%

RECORDER OF DEEDS			
Vote For 1			
Total Votes	423		
KELLY BLUNT HALL (REP)	423	100.00%	

PROSECUTING ATTORNEY			
Vote For 1			
Total Votes	427		
KRISTEN TUOHY AVILA (REP)	427	100.00%	

COLLECTOR OF REVENUE			
Vote For 1			
Total Votes	439		
TED NICHOLS (REP)	439	100.00%	

COUNTY AUDITOR			
Vote For 1			
Total Votes	427		
AMY DENT (REP)	427	100.00%	

SUPREME COURT JUDGE FISCHER			
Total Votes	437		
YES	341	78.03%	
NO	96	21.97%	

SUPREME COURT JUDGE RANSOM			
Total Votes	437		
YES	328	75.06%	
NO	109	24.94%	

SOUTHERN DISTRICT APPEALS JUDGE BURRELL			
Total Votes	435		
YES	352	80.92%	
NO	83	19.08%	

SOUTHERN DISTRICT APPEALS JUDGE GOODMAN			
Total Votes	435		
YES	358	82.30%	
NO	77	17.70%	

CONSTITUTIONAL AMENDMENT 1			
Total Votes	484		
YES	151	31.20%	
NO	333	68.80%	

CONSTITUTIONAL AMENDMENT 3			
Total Votes	500		
YES	201	40.20%	
NO	299	59.80%	

CONSTITUTIONAL AMENDMENT 4			
Total Votes	481		
YES	302	62.79%	
NO	179	37.21%	

Carla Cassin
Valerie Elmer

Don Russell
[Signature]

Registered Voters 969 - Total Ballots 505 : 52.12%

CONSTITUTIONAL AMENDMENT 5

Total Votes	482		
YES	313	64.94%	
NO	169	35.06%	

CONSTITUTIONAL CONVENTION

Total Votes	480		
YES	131	27.29%	
NO	349	72.71%	

Carla Essick
Kelli Ell
Ann Runey
[Signature]

Registered Voters 1,956 - Total Ballots 1,081 : 55.27%

US SENATOR			
Vote For 1			
Total Votes	1,069		
ERIC SCHMITT (REP)	810	75.77%	
TRUDY BUSCH VALENTINE (DEM)	234	21.89%	
JONATHAN DINE (LIB)	18	1.68%	
PAUL VENABLE (CST)	7	0.65%	

STATE AUDITOR			
Vote For 1			
Total Votes	1,064		
SCOTT FITZPATRICK (REP)	838	78.76%	
ALAN GREEN (DEM)	204	19.17%	
JOHN A. HARTWIG, Jr. (LIB)	22	2.07%	

US REPRESENTATIVE DISTRICT 7			
Vote For 1			
Total Votes	1,071		
ERIC BURLISON (REP)	835	77.96%	
KRISTEN RADAKE-SHEAFER (DEM)	216	20.17%	
KEVIN CRAIG (LIB)	20	1.87%	

STATE REPRESENTATIVE DISTRICT 140			
Vote For 1			
Total Votes	1,060		
JAMIE RAY GRAGG (REP)	845	79.72%	
AMY FREELAND (DEM)	215	20.28%	

CIRCUIT JUDGE CIRCUIT 38 DIVISION 2			
Vote For 1			
Total Votes	906		
JESSICA KRUSE (REP)	906	100.00%	

ASSOCIATE CIRCUIT JUDGE DIVISION 3			
Vote For 1			
Total Votes	890		
STEVEN WARD (REP)	890	100.00%	

ASSOCIATE CIRCUIT JUDGE DIVISION 4			
Vote For 1			
Total Votes	900		
DOUG BACON (REP)	900	100.00%	

PRESIDING COMMISSIONER			
Vote For 1			
Total Votes	862		
LYNN MORRIS (REP)	862	100.00%	

COUNTY CLERK			
Vote For 1			
Total Votes	890		
PAULA BRUMFIELD (REP)	890	100.00%	

CIRCUIT CLERK			
Vote For 1			
Total Votes	895		
BARBIE BARNETT-STILLINGS (REP)	895	100.00%	

RECORDER OF DEEDS			
Vote For 1			
Total Votes	888		
KELLY BLUNT HALL (REP)	888	100.00%	

*Carla Cassin Lisa Russell
 Adam E. ...*

Registered Voters 1,956 - Total Ballots 1,081 : 55.27%

PROSECUTING ATTORNEY		
Vote For 1		
Total Votes	879	
KRISTEN TUOHY AVILA (REP)	879	100.00%

COLLECTOR OF REVENUE		
Vote For 1		
Total Votes	903	
TED NICHOLS (REP)	903	100.00%

COUNTY AUDITOR		
Vote For 1		
Total Votes	886	
AMY DENT (REP)	886	100.00%

SUPREME COURT JUDGE FISCHER		
Total Votes	948	
YES	759	80.06%
NO	189	19.94%

SUPREME COURT JUDGE RANSOM		
Total Votes	935	
YES	729	77.97%
NO	206	22.03%

SOUTHERN DISTRICT APPEALS JUDGE BURRELL		
Total Votes	945	
YES	770	81.48%
NO	175	18.52%

SOUTHERN DISTRICT APPEALS JUDGE GOODMAN		
Total Votes	933	
YES	753	80.71%
NO	180	19.29%

CONSTITUTIONAL AMENDMENT 1		
Total Votes	1,033	
YES	452	43.76%
NO	581	56.24%

CONSTITUTIONAL AMENDMENT 3		
Total Votes	1,072	
YES	411	38.34%
NO	661	61.66%

CONSTITUTIONAL AMENDMENT 4		
Total Votes	1,031	
YES	693	67.22%
NO	338	32.78%

CONSTITUTIONAL AMENDMENT 5		
Total Votes	1,040	
YES	648	62.31%
NO	392	37.69%

Carla Essin *Don Reynolds*
Kim Evers *Tom...*

Registered Voters 1,956 - Total Ballots 1,081 : 55.27%

CONSTITUTIONAL CONVENTION		
Total Votes	1,020	
YES	320	31.37%
NO	700	68.63%

Carla Erick
Krista Egan
Jane Jensen
[Signature]

Registered Voters 1,163 - Total Ballots 624 : 53.65%

US SENATOR			
Vote For 1			
Total Votes	612		
ERIC SCHMITT (REP)	516	84.31%	
TRUDY BUSCH VALENTINE (DEM)	81	13.24%	
JONATHAN DINE (LIB)	12	1.96%	
PAUL VENABLE (CST)	3	0.49%	

STATE AUDITOR			
Vote For 1			
Total Votes	604		
SCOTT FITZPATRICK (REP)	516	85.43%	
ALAN GREEN (DEM)	66	10.93%	
JOHN A. HARTWIG, Jr. (LIB)	22	3.64%	

US REPRESENTATIVE DISTRICT 7			
Vote For 1			
Total Votes	609		
ERIC BURLISON (REP)	533	87.52%	
KRISTEN RADAHER-SHEAFER (DEM)	65	10.67%	
KEVIN CRAIG (LIB)	11	1.81%	

STATE REPRESENTATIVE DISTRICT 138			
Vote For 1			
Total Votes	533		
BRAD HUDSON (REP)	533	100.00%	

CIRCUIT JUDGE CIRCUIT 38 DIVISION 2			
Vote For 1			
Total Votes	522		
JESSICA KRUSE (REP)	522	100.00%	

ASSOCIATE CIRCUIT JUDGE DIVISION 3			
Vote For 1			
Total Votes	517		
STEVEN WARD (REP)	517	100.00%	

ASSOCIATE CIRCUIT JUDGE DIVISION 4			
Vote For 1			
Total Votes	526		
DOUG BACON (REP)	526	100.00%	

PRESIDING COMMISSIONER			
Vote For 1			
Total Votes	492		
LYNN MORRIS (REP)	492	100.00%	

COUNTY CLERK			
Vote For 1			
Total Votes	522		
PAULA BRUMFIELD (REP)	522	100.00%	

CIRCUIT CLERK			
Vote For 1			
Total Votes	517		
BARBIE BARNETT-STILLINGS (REP)	517	100.00%	

RECORDER OF DEEDS			
Vote For 1			
Total Votes	518		
KELLY BLUNT HALL (REP)	518	100.00%	

Carla Busch *Don Bessell*
Kesha Egan *Tom Cook*

Registered Voters 1,163 - Total Ballots 624 : 53.65%

PROSECUTING ATTORNEY		
Vote For 1		
Total Votes	513	
KRISTEN TUOHY AVILA (REP)	513	100.00%

COLLECTOR OF REVENUE		
Vote For 1		
Total Votes	526	
TED NICHOLS (REP)	526	100.00%

COUNTY AUDITOR		
Vote For 1		
Total Votes	517	
AMY DENT (REP)	517	100.00%

SUPREME COURT JUDGE FISCHER		
Total Votes	539	
YES	416	77.18%
NO	123	22.82%

SUPREME COURT JUDGE RANSOM		
Total Votes	530	
YES	395	74.53%
NO	135	25.47%

SOUTHERN DISTRICT APPEALS JUDGE BURRELL		
Total Votes	527	
YES	421	79.89%
NO	106	20.11%

SOUTHERN DISTRICT APPEALS JUDGE GOODMAN		
Total Votes	528	
YES	416	78.79%
NO	112	21.21%

CONSTITUTIONAL AMENDMENT 1		
Total Votes	582	
YES	200	34.36%
NO	382	65.64%

CONSTITUTIONAL AMENDMENT 3		
Total Votes	612	
YES	215	35.13%
NO	397	64.87%

CONSTITUTIONAL AMENDMENT 4		
Total Votes	587	
YES	323	55.03%
NO	264	44.97%

CONSTITUTIONAL AMENDMENT 5		
Total Votes	586	
YES	380	64.85%
NO	206	35.15%

Carla Esmer *Jose Perona*
Heber Eura *Jim*

Registered Voters 1,163 - Total Ballots 624 : 53.65%

CONSTITUTIONAL CONVENTION

Total Votes	582	
YES	164	28.18%
NO	418	71.82%

Carl Esser
Kesler Elm
For Russel
For [unclear]

Registered Voters 5,993 - Total Ballots 2,670 : 44.55%

US SENATOR			
Vote For 1			
Total Votes	2,645		
ERIC SCHMITT (REP)	1,967	74.37%	
TRUDY BUSCH VALENTINE (DEM)	602	22.76%	
JONATHAN DINE (LIB)	56	2.12%	
PAUL VENABLE (CST)	20	0.76%	

STATE AUDITOR			
Vote For 1			
Total Votes	2,633		
SCOTT FITZPATRICK (REP)	2,041	77.52%	
ALAN GREEN (DEM)	514	19.52%	
JOHN A. HARTWIG, Jr. (LIB)	78	2.96%	

US REPRESENTATIVE DISTRICT 7			
Vote For 1			
Total Votes	2,641		
ERIC BURLISON (REP)	2,025	76.68%	
KRISTEN RADAHER-SHEAFER (DEM)	557	21.09%	
KEVIN CRAIG (LIB)	59	2.23%	

STATE REPRESENTATIVE DISTRICT 140			
Vote For 1			
Total Votes	2,611		
JAMIE RAY GRAGG (REP)	2,031	77.79%	
AMY FREELAND (DEM)	580	22.21%	

CIRCUIT JUDGE CIRCUIT 38 DIVISION 2			
Vote For 1			
Total Votes	2,232		
JESSICA KRUSE (REP)	2,232	100.00%	

ASSOCIATE CIRCUIT JUDGE DIVISION 3			
Vote For 1			
Total Votes	2,214		
STEVEN WARD (REP)	2,214	100.00%	

ASSOCIATE CIRCUIT JUDGE DIVISION 4			
Vote For 1			
Total Votes	2,224		
DOUG BACON (REP)	2,224	100.00%	

PRESIDING COMMISSIONER			
Vote For 1			
Total Votes	2,134		
LYNN MORRIS (REP)	2,134	100.00%	

COUNTY CLERK			
Vote For 1			
Total Votes	2,210		
PAULA BRUMFIELD (REP)	2,210	100.00%	

CIRCUIT CLERK			
Vote For 1			
Total Votes	2,208		
BARBIE BARNETT-STILLINGS (REP)	2,208	100.00%	

RECORDER OF DEEDS			
Vote For 1			
Total Votes	2,182		
KELLY BLUNT HALL (REP)	2,182	100.00%	

Carla Cassin *Don Rupp*
Kelley Egan *Tom*

Precinct Summary Report
 GENERAL ELECTION
 CHRISTIAN COUNTY, MISSOURI
 TUESDAY, NOVEMBER 8, 2022
 Election Results
 5, RIVERSIDE
 OFFICIAL RESULTS

Date: 11/15/2022
 Time: 2:06:51 PM CST
 Page 2/3

Registered Voters 5,993 - Total Ballots 2,670 : 44.55%

PROSECUTING ATTORNEY

Vote For 1			
Total Votes	2,189		
KRISTEN TUOHY AVILA (REP)	2,189	100.00%	

COLLECTOR OF REVENUE

Vote For 1			
Total Votes	2,227		
TED NICHOLS (REP)	2,227	100.00%	

COUNTY AUDITOR

Vote For 1			
Total Votes	2,199		
AMY DENT (REP)	2,199	100.00%	

SUPREME COURT JUDGE FISCHER

Total Votes	2,321		
YES	1,868	80.48%	
NO	453	19.52%	

SUPREME COURT JUDGE RANSOM

Total Votes	2,312		
YES	1,827	79.02%	
NO	485	20.98%	

SOUTHERN DISTRICT APPEALS JUDGE BURRELL

Total Votes	2,306		
YES	1,883	81.66%	
NO	423	18.34%	

SOUTHERN DISTRICT APPEALS JUDGE GOODMAN

Total Votes	2,305		
YES	1,870	81.13%	
NO	435	18.87%	

CONSTITUTIONAL AMENDMENT 1

Total Votes	2,531		
YES	1,210	47.81%	
NO	1,321	52.19%	

CONSTITUTIONAL AMENDMENT 3

Total Votes	2,644		
YES	1,028	38.88%	
NO	1,616	61.12%	

CONSTITUTIONAL AMENDMENT 4

Total Votes	2,559		
YES	1,627	63.58%	
NO	932	36.42%	

CONSTITUTIONAL AMENDMENT 5

Total Votes	2,571		
YES	1,638	63.71%	
NO	933	36.29%	

Carla Cassin *Jim Ruesch*
Kellie *Jim*

Registered Voters 5,993 - Total Ballots 2,670 : 44.55%

CONSTITUTIONAL CONVENTION		
Total Votes	2,524	
YES	834	33.04%
NO	1,690	66.96%

CITY OF OZARK		
Total Votes	1,955	
YES	800	40.92%
NO	1,155	59.08%

Joe Russey
Carla Erick
Kevin Elder
Joe Russey
[Signature]

Registered Voters 2,967 - Total Ballots 1,182 : 39.84%

US SENATOR			
Vote For 1			
Total Votes	1,173		
ERIC SCHMITT (REP)	843	71.87%	
TRUDY BUSCH VALENTINE (DEM)	296	25.23%	
JONATHAN DINE (LIB)	27	2.30%	
PAUL VENABLE (CST)	7	0.60%	

STATE AUDITOR			
Vote For 1			
Total Votes	1,168		
SCOTT FITZPATRICK (REP)	889	76.11%	
ALAN GREEN (DEM)	245	20.98%	
JOHN A. HARTWIG, Jr. (LIB)	34	2.91%	

US REPRESENTATIVE DISTRICT 7			
Vote For 1			
Total Votes	1,168		
ERIC BURLISON (REP)	869	74.40%	
KRISTEN RADAHER-SHEAFER (DEM)	274	23.46%	
KEVIN CRAIG (LIB)	25	2.14%	

STATE REPRESENTATIVE DISTRICT 140			
Vote For 1			
Total Votes	1,162		
JAMIE RAY GRAGG (REP)	887	76.33%	
AMY FREELAND (DEM)	275	23.67%	

CIRCUIT JUDGE CIRCUIT 38 DIVISION 2			
Vote For 1			
Total Votes	1,011		
JESSICA KRUSE (REP)	1,011	100.00%	

ASSOCIATE CIRCUIT JUDGE DIVISION 3			
Vote For 1			
Total Votes	1,004		
STEVEN WARD (REP)	1,004	100.00%	

ASSOCIATE CIRCUIT JUDGE DIVISION 4			
Vote For 1			
Total Votes	1,006		
DOUG BACON (REP)	1,006	100.00%	

PRESIDING COMMISSIONER			
Vote For 1			
Total Votes	974		
LYNN MORRIS (REP)	974	100.00%	

COUNTY CLERK			
Vote For 1			
Total Votes	1,008		
PAULA BRUMFIELD (REP)	1,008	100.00%	

CIRCUIT CLERK			
Vote For 1			
Total Votes	1,007		
BARBIE BARNETT-STILLINGS (REP)	1,007	100.00%	

RECORDER OF DEEDS			
Vote For 1			
Total Votes	1,001		
KELLY BLUNT HALL (REP)	1,001	100.00%	

*Carla Cassidy Ann Russell
 Kelsey Chubb Ann Russell*

Registered Voters 2,967 - Total Ballots 1,182 : 39.84%

PROSECUTING ATTORNEY		
Vote For 1		
Total Votes	1,002	
KRISTEN TUOHY AVILA (REP)	1,002	100.00%

COLLECTOR OF REVENUE		
Vote For 1		
Total Votes	1,020	
TED NICHOLS (REP)	1,020	100.00%

COUNTY AUDITOR		
Vote For 1		
Total Votes	1,005	
AMY DENT (REP)	1,005	100.00%

SUPREME COURT JUDGE FISCHER		
Total Votes	1,035	
YES	837	80.87%
NO	198	19.13%

SUPREME COURT JUDGE RANSOM		
Total Votes	1,029	
YES	821	79.79%
NO	208	20.21%

SOUTHERN DISTRICT APPEALS JUDGE BURRELL		
Total Votes	1,026	
YES	845	82.36%
NO	181	17.64%

SOUTHERN DISTRICT APPEALS JUDGE GOODMAN		
Total Votes	1,025	
YES	843	82.24%
NO	182	17.76%

CONSTITUTIONAL AMENDMENT 1		
Total Votes	1,127	
YES	550	48.80%
NO	577	51.20%

CONSTITUTIONAL AMENDMENT 3		
Total Votes	1,165	
YES	521	44.72%
NO	644	55.28%

CONSTITUTIONAL AMENDMENT 4		
Total Votes	1,131	
YES	716	63.31%
NO	415	36.69%

CONSTITUTIONAL AMENDMENT 5		
Total Votes	1,140	
YES	727	63.77%
NO	413	36.23%

Carla Cassidy
Kelli Edwards
Ann Russell
[Signature]

Registered Voters 2,967 - Total Ballots 1,182 : 39.84%

CONSTITUTIONAL CONVENTION		
Total Votes	1,116	
YES	428	38.35%
NO	688	61.65%

CITY OF OZARK		
Total Votes	959	
YES	375	39.10%
NO	584	60.90%

Carla Cassidy
Kevin Ehr
Jon Rouse
[Signature]

Registered Voters 1,786 - Total Ballots 611 : 34.21%

US SENATOR			
Vote For 1			
Total Votes	601		
ERIC SCHMITT (REP)	430	71.55%	
TRUDY BUSCH VALENTINE (DEM)	142	23.63%	
JONATHAN DINE (LIB)	24	3.99%	
PAUL VENABLE (CST)	5	0.83%	

STATE AUDITOR			
Vote For 1			
Total Votes	599		
SCOTT FITZPATRICK (REP)	443	73.96%	
ALAN GREEN (DEM)	127	21.20%	
JOHN A. HARTWIG, Jr. (LIB)	29	4.84%	

US REPRESENTATIVE DISTRICT 7			
Vote For 1			
Total Votes	598		
ERIC BURLISON (REP)	445	74.41%	
KRISTEN RADAHER-SHEAFER (DEM)	129	21.57%	
KEVIN CRAIG (LIB)	24	4.01%	

STATE REPRESENTATIVE DISTRICT 140			
Vote For 1			
Total Votes	593		
JAMIE RAY GRAGG (REP)	453	76.39%	
AMY FREELAND (DEM)	140	23.61%	

CIRCUIT JUDGE CIRCUIT 38 DIVISION 2			
Vote For 1			
Total Votes	500		
JESSICA KRUSE (REP)	500	100.00%	

ASSOCIATE CIRCUIT JUDGE DIVISION 3			
Vote For 1			
Total Votes	502		
STEVEN WARD (REP)	502	100.00%	

ASSOCIATE CIRCUIT JUDGE DIVISION 4			
Vote For 1			
Total Votes	506		
DOUG BACON (REP)	506	100.00%	

PRESIDING COMMISSIONER			
Vote For 1			
Total Votes	490		
LYNN MORRIS (REP)	490	100.00%	

COUNTY CLERK			
Vote For 1			
Total Votes	502		
PAULA BRUMFIELD (REP)	502	100.00%	

CIRCUIT CLERK			
Vote For 1			
Total Votes	503		
BARBIE BARNETT-STILLINGS (REP)	503	100.00%	

RECORDER OF DEEDS			
Vote For 1			
Total Votes	499		
KELLY BLUNT HALL (REP)	499	100.00%	

Carla Esch for Russell
Kesha Elum for Hall

Registered Voters 1,786 - Total Ballots 611 : 34.21%

PROSECUTING ATTORNEY		
Vote For 1		
Total Votes	492	
KRISTEN TUOHY AVILA (REP)	492	100.00%

COLLECTOR OF REVENUE		
Vote For 1		
Total Votes	514	
TED NICHOLS (REP)	514	100.00%

COUNTY AUDITOR		
Vote For 1		
Total Votes	500	
AMY DENT (REP)	500	100.00%

SUPREME COURT JUDGE FISCHER		
Total Votes	543	
YES	417	76.80%
NO	126	23.20%

SUPREME COURT JUDGE RANSOM		
Total Votes	542	
YES	417	76.94%
NO	125	23.06%

SOUTHERN DISTRICT APPEALS JUDGE BURRELL		
Total Votes	540	
YES	424	78.52%
NO	116	21.48%

SOUTHERN DISTRICT APPEALS JUDGE GOODMAN		
Total Votes	537	
YES	425	79.14%
NO	112	20.86%

CONSTITUTIONAL AMENDMENT 1		
Total Votes	582	
YES	237	40.72%
NO	345	59.28%

CONSTITUTIONAL AMENDMENT 3		
Total Votes	605	
YES	295	48.76%
NO	310	51.24%

CONSTITUTIONAL AMENDMENT 4		
Total Votes	589	
YES	323	54.84%
NO	266	45.16%

CONSTITUTIONAL AMENDMENT 5		
Total Votes	583	
YES	376	64.49%
NO	207	35.51%

Carla Casich
Kesha Egan
Ann Ransom
[Signature]

Registered Voters 1,786 - Total Ballots 611 : 34.21%

CONSTITUTIONAL CONVENTION

Total Votes	576		
YES	190	32.99%	
NO	386	67.01%	

CITY OF OZARK

Total Votes	597		
YES	215	36.01%	
NO	382	63.99%	

Jan Rusey
Carla Essick
Kesee Elmer
[Signature]

Registered Voters 4,858 - Total Ballots 2,090 : 43.02%

US SENATOR			
Vote For 1			
Total Votes	2,062		
ERIC SCHMITT (REP)	1,542	74.78%	
TRUDY BUSCH VALENTINE (DEM)	436	21.14%	
JONATHAN DINE (LIB)	56	2.72%	
PAUL VENABLE (CST)	28	1.36%	

STATE AUDITOR			
Vote For 1			
Total Votes	2,047		
SCOTT FITZPATRICK (REP)	1,604	78.36%	
ALAN GREEN (DEM)	378	18.47%	
JOHN A. HARTWIG, Jr. (LIB)	65	3.18%	

US REPRESENTATIVE DISTRICT 7			
Vote For 1			
Total Votes	2,056		
ERIC BURLISON (REP)	1,581	76.90%	
KRISTEN RADAHER-SHEAFER (DEM)	409	19.89%	
KEVIN CRAIG (LIB)	66	3.21%	

STATE REPRESENTATIVE DISTRICT 140			
Vote For 1			
Total Votes	2,051		
JAMIE RAY GRAGG (REP)	1,627	79.33%	
AMY FREELAND (DEM)	424	20.67%	

CIRCUIT JUDGE CIRCUIT 38 DIVISION 2			
Vote For 1			
Total Votes	1,774		
JESSICA KRUSE (REP)	1,774	100.00%	

ASSOCIATE CIRCUIT JUDGE DIVISION 3			
Vote For 1			
Total Votes	1,752		
STEVEN WARD (REP)	1,752	100.00%	

ASSOCIATE CIRCUIT JUDGE DIVISION 4			
Vote For 1			
Total Votes	1,761		
DOUG BACON (REP)	1,761	100.00%	

PRESIDING COMMISSIONER			
Vote For 1			
Total Votes	1,670		
LYNN MORRIS (REP)	1,670	100.00%	

COUNTY CLERK			
Vote For 1			
Total Votes	1,751		
PAULA BRUMFIELD (REP)	1,751	100.00%	

CIRCUIT CLERK			
Vote For 1			
Total Votes	1,752		
BARBIE BARNETT-STILLINGS (REP)	1,752	100.00%	

RECORDER OF DEEDS			
Vote For 1			
Total Votes	1,727		
KELLY BLUNT HALL (REP)	1,727	100.00%	

Carla Essick
Kesha Egan

Don Russell
Tom [unclear]

Registered Voters 4,858 - Total Ballots 2,090 : 43.02%

PROSECUTING ATTORNEY			
Vote For 1			
Total Votes	1,734		
KRISTEN TUOHY AVILA (REP)	1,734	100.00%	

SOUTHERN DISTRICT APPEALS JUDGE GOODMAN			
Total Votes			
	1,825		
YES	1,465	80.27%	
NO	360	19.73%	

COLLECTOR OF REVENUE			
Vote For 1			
Total Votes	1,765		
TED NICHOLS (REP)	1,765	100.00%	

CONSTITUTIONAL AMENDMENT 1			
Total Votes			
	1,985		
YES	792	39.90%	
NO	1,193	60.10%	

COUNTY AUDITOR			
Vote For 1			
Total Votes	1,734		
AMY DENT (REP)	1,734	100.00%	

CONSTITUTIONAL AMENDMENT 3			
Total Votes			
	2,065		
YES	911	44.12%	
NO	1,154	55.88%	

SUPREME COURT JUDGE FISCHER			
Total Votes			
	1,832		
YES	1,453	79.31%	
NO	379	20.69%	

CONSTITUTIONAL AMENDMENT 4			
Total Votes			
	1,990		
YES	1,187	59.65%	
NO	803	40.35%	

SUPREME COURT JUDGE RANSOM			
Total Votes			
	1,813		
YES	1,399	77.16%	
NO	414	22.84%	

CONSTITUTIONAL AMENDMENT 5			
Total Votes			
	2,006		
YES	1,255	62.56%	
NO	751	37.44%	

SOUTHERN DISTRICT APPEALS JUDGE BURRELL			
Total Votes			
	1,823		
YES	1,472	80.75%	
NO	351	19.25%	

Carla Erick *Ann Russell*
Kesha *Thompson*

Registered Voters 4,858 - Total Ballots 2,090 : 43.02%

CONSTITUTIONAL CONVENTION

Total Votes	1,964	
YES	637	32.43%
NO	1,327	67.57%

CITY OF OZARK

Total Votes	1,362	
YES	451	33.11%
NO	911	66.89%

Jon Russey
Carla Essick
Kesler Elmer
Tom [Signature]

Registered Voters 3,021 - Total Ballots 1,413 : 46.77%

US SENATOR			
Vote For 1			
Total Votes	1,404		
ERIC SCHMITT (REP)	1,113	79.27%	
TRUDY BUSCH VALENTINE (DEM)	245	17.45%	
JONATHAN DINE (LIB)	32	2.28%	
PAUL VENABLE (CST)	14	1.00%	

STATE AUDITOR			
Vote For 1			
Total Votes	1,400		
SCOTT FITZPATRICK (REP)	1,151	82.21%	
ALAN GREEN (DEM)	211	15.07%	
JOHN A. HARTWIG, Jr. (LIB)	38	2.71%	

US REPRESENTATIVE DISTRICT 7			
Vote For 1			
Total Votes	1,400		
ERIC BURLISON (REP)	1,144	81.71%	
KRISTEN RADAHER-SHEAFER (DEM)	222	15.86%	
KEVIN CRAIG (LIB)	34	2.43%	

STATE REPRESENTATIVE DISTRICT 138			
Vote For 1			
Total Votes	1,200		
BRAD HUDSON (REP)	1,200	100.00%	

CIRCUIT JUDGE CIRCUIT 38 DIVISION 2			
Vote For 1			
Total Votes	1,196		
JESSICA KRUSE (REP)	1,196	100.00%	

ASSOCIATE CIRCUIT JUDGE DIVISION 3			
Vote For 1			
Total Votes	1,185		
STEVEN WARD (REP)	1,185	100.00%	

ASSOCIATE CIRCUIT JUDGE DIVISION 4			
Vote For 1			
Total Votes	1,188		
DOUG BACON (REP)	1,188	100.00%	

PRESIDING COMMISSIONER			
Vote For 1			
Total Votes	1,167		
LYNN MORRIS (REP)	1,167	100.00%	

COUNTY CLERK			
Vote For 1			
Total Votes	1,189		
PAULA BRUMFIELD (REP)	1,189	100.00%	

CIRCUIT CLERK			
Vote For 1			
Total Votes	1,197		
BARBIE BARNETT-STILLINGS (REP)	1,197	100.00%	

RECORDER OF DEEDS			
Vote For 1			
Total Votes	1,178		
KELLY BLUNT HALL (REP)	1,178	100.00%	

Carla Cassick
Kesee Egan

For Russell
[Signature]

Registered Voters 3,021 - Total Ballots 1,413 : 46.77%

PROSECUTING ATTORNEY		
Vote For 1		
Total Votes	1,172	
KRISTEN TUOHY AVILA (REP)	1,172	100.00%

COLLECTOR OF REVENUE		
Vote For 1		
Total Votes	1,198	
TED NICHOLS (REP)	1,198	100.00%

COUNTY AUDITOR		
Vote For 1		
Total Votes	1,181	
AMY DENT (REP)	1,181	100.00%

SUPREME COURT JUDGE FISCHER		
Total Votes	1,224	
YES	969	79.17%
NO	255	20.83%

SUPREME COURT JUDGE RANSOM		
Total Votes	1,207	
YES	926	76.72%
NO	281	23.28%

SOUTHERN DISTRICT APPEALS JUDGE BURRELL		
Total Votes	1,223	
YES	990	80.95%
NO	233	19.05%

SOUTHERN DISTRICT APPEALS JUDGE GOODMAN		
Total Votes	1,217	
YES	982	80.69%
NO	235	19.31%

CONSTITUTIONAL AMENDMENT 1		
Total Votes	1,338	
YES	530	39.61%
NO	808	60.39%

CONSTITUTIONAL AMENDMENT 3		
Total Votes	1,391	
YES	577	41.48%
NO	814	58.52%

CONSTITUTIONAL AMENDMENT 4		
Total Votes	1,349	
YES	825	61.16%
NO	524	38.84%

CONSTITUTIONAL AMENDMENT 5		
Total Votes	1,352	
YES	860	63.61%
NO	492	36.39%

Carla Essick
Kesler Edm

Jim Russel
[Signature]

Precinct Summary Report
GENERAL ELECTION
CHRISTIAN COUNTY, MISSOURI
TUESDAY, NOVEMBER 8, 2022
Election Results
9. NORTH GALLOWAY
OFFICIAL RESULTS

Date: 11/15/2022
Time: 2:06:52 PM CST
Page 3/3

Registered Voters 3,021 - Total Ballots 1,413 : 46.77%

CONSTITUTIONAL CONVENTION		
Total Votes	1,339	
YES	468	34.95%
NO	871	65.05%

Carla Essick
Kelli Elie
Ann Ramsey
[Signature]

Registered Voters 1,762 - Total Ballots 911 : 51.70%

US SENATOR			
Vote For 1			
Total Votes	900		
ERIC SCHMITT (REP)	737	81.89%	
TRUDY BUSCH VALENTINE (DEM)	131	14.56%	
JONATHAN DINE (LIB)	17	1.89%	
PAUL VENABLE (CST)	15	1.67%	

STATE AUDITOR			
Vote For 1			
Total Votes	900		
SCOTT FITZPATRICK (REP)	766	85.11%	
ALAN GREEN (DEM)	112	12.44%	
JOHN A. HARTWIG, Jr. (LIB)	22	2.44%	

US REPRESENTATIVE DISTRICT 7			
Vote For 1			
Total Votes	905		
ERIC BURLISON (REP)	767	84.75%	
KRISTEN RADAHER-SHEAFER (DEM)	113	12.49%	
KEVIN CRAIG (LIB)	25	2.76%	

STATE REPRESENTATIVE DISTRICT 138			
Vote For 1			
Total Votes	791		
BRAD HUDSON (REP)	791	100.00%	

CIRCUIT JUDGE CIRCUIT 38 DIVISION 2			
Vote For 1			
Total Votes	788		
JESSICA KRUSE (REP)	788	100.00%	

ASSOCIATE CIRCUIT JUDGE DIVISION 3			
Vote For 1			
Total Votes	784		
STEVEN WARD (REP)	784	100.00%	

ASSOCIATE CIRCUIT JUDGE DIVISION 4			
Vote For 1			
Total Votes	783		
DOUG BACON (REP)	783	100.00%	

PRESIDING COMMISSIONER			
Vote For 1			
Total Votes	771		
LYNN MORRIS (REP)	771	100.00%	

COUNTY CLERK			
Vote For 1			
Total Votes	787		
PAULA BRUMFIELD (REP)	787	100.00%	

CIRCUIT CLERK			
Vote For 1			
Total Votes	790		
BARBIE BARNETT-STILLINGS (REP)	790	100.00%	

RECORDER OF DEEDS			
Vote For 1			
Total Votes	784		
KELLY BLUNT HALL (REP)	784	100.00%	

Carla Essick
Kesler

Ann Russe
[Signature]

Registered Voters 1,762 - Total Ballots 911 : 51.70%

PROSECUTING ATTORNEY		
Vote For 1		
Total Votes	781	
KRISTEN TUOHY AVILA (REP)	781	100.00%

COLLECTOR OF REVENUE		
Vote For 1		
Total Votes	797	
TED NICHOLS (REP)	797	100.00%

COUNTY AUDITOR		
Vote For 1		
Total Votes	784	
AMY DENT (REP)	784	100.00%

SUPREME COURT JUDGE FISCHER		
Total Votes	797	
YES	653	81.93%
NO	144	18.07%

SUPREME COURT JUDGE RANSOM		
Total Votes	789	
YES	625	79.21%
NO	164	20.79%

SOUTHERN DISTRICT APPEALS JUDGE BURRELL		
Total Votes	792	
YES	643	81.19%
NO	149	18.81%

SOUTHERN DISTRICT APPEALS JUDGE GOODMAN		
Total Votes	795	
YES	661	83.14%
NO	134	16.86%

CONSTITUTIONAL AMENDMENT 1		
Total Votes	867	
YES	327	37.72%
NO	540	62.28%

CONSTITUTIONAL AMENDMENT 3		
Total Votes	903	
YES	332	36.77%
NO	571	63.23%

CONSTITUTIONAL AMENDMENT 4		
Total Votes	877	
YES	528	60.21%
NO	349	39.79%

CONSTITUTIONAL AMENDMENT 5		
Total Votes	880	
YES	540	61.36%
NO	340	38.64%

Carla Essick
Kesee

Ann Russell

Registered Voters 1,762 - Total Ballots 911 : 51.70%

CONSTITUTIONAL CONVENTION

Total Votes	862	
YES	258	29.93%
NO	604	70.07%

Carla Essick
Keslee Elmer
Don Rums
Tom W

Registered Voters 2,526 - Total Ballots 1,203 : 47.62%

US SENATOR			
Vote For 1			
Total Votes	1,191		
ERIC SCHMITT (REP)	879	73.80%	
TRUDY BUSCH VALENTINE (DEM)	277	23.26%	
JONATHAN DINE (LIB)	22	1.85%	
PAUL VENABLE (CST)	13	1.09%	

STATE AUDITOR			
Vote For 1			
Total Votes	1,185		
SCOTT FITZPATRICK (REP)	924	77.97%	
ALAN GREEN (DEM)	226	19.07%	
JOHN A. HARTWIG, Jr. (LIB)	35	2.95%	

US REPRESENTATIVE DISTRICT 7			
Vote For 1			
Total Votes	1,187		
ERIC BURLISON (REP)	917	77.25%	
KRISTEN RADAKER-SHEAFER (DEM)	247	20.81%	
KEVIN CRAIG (LIB)	23	1.94%	

STATE REPRESENTATIVE DISTRICT 139			
Vote For 1			
Total Votes	999		
BOB TITUS (REP)	999	100.00%	

CIRCUIT JUDGE CIRCUIT 38 DIVISION 2			
Vote For 1			
Total Votes	999		
JESSICA KRUSE (REP)	999	100.00%	

ASSOCIATE CIRCUIT JUDGE DIVISION 3			
Vote For 1			
Total Votes	990		
STEVEN WARD (REP)	990	100.00%	

ASSOCIATE CIRCUIT JUDGE DIVISION 4			
Vote For 1			
Total Votes	993		
DOUG BACON (REP)	993	100.00%	

PRESIDING COMMISSIONER			
Vote For 1			
Total Votes	983		
LYNN MORRIS (REP)	983	100.00%	

COUNTY CLERK			
Vote For 1			
Total Votes	996		
PAULA BRUMFIELD (REP)	996	100.00%	

CIRCUIT CLERK			
Vote For 1			
Total Votes	1,001		
BARBIE BARNETT-STILLINGS (REP)	1,001	100.00%	

RECORDER OF DEEDS			
Vote For 1			
Total Votes	988		
KELLY BLUNT HALL (REP)	988	100.00%	

Carla Essick *For Dunes*
Kesler EMM *For Dunes*

Registered Voters 2,526 - Total Ballots 1,203 : 47.62%

PROSECUTING ATTORNEY		
Vote For 1		
Total Votes	990	
KRISTEN TUOHY AVILA (REP)	990	100.00%

COLLECTOR OF REVENUE		
Vote For 1		
Total Votes	1,007	
TED NICHOLS (REP)	1,007	100.00%

COUNTY AUDITOR		
Vote For 1		
Total Votes	995	
AMY DENT (REP)	995	100.00%

SUPREME COURT JUDGE FISCHER		
Total Votes	1,056	
YES	847	80.21%
NO	209	19.79%

SUPREME COURT JUDGE RANSOM		
Total Votes	1,045	
YES	835	79.90%
NO	210	20.10%

SOUTHERN DISTRICT APPEALS JUDGE BURRELL		
Total Votes	1,055	
YES	861	81.61%
NO	194	18.39%

SOUTHERN DISTRICT APPEALS JUDGE GOODMAN		
Total Votes	1,049	
YES	859	81.89%
NO	190	18.11%

CONSTITUTIONAL AMENDMENT 1		
Total Votes	1,146	
YES	487	42.50%
NO	659	57.50%

CONSTITUTIONAL AMENDMENT 3		
Total Votes	1,189	
YES	499	41.97%
NO	690	58.03%

CONSTITUTIONAL AMENDMENT 4		
Total Votes	1,155	
YES	750	64.94%
NO	405	35.06%

CONSTITUTIONAL AMENDMENT 5		
Total Votes	1,161	
YES	735	63.31%
NO	426	36.69%

Carla Essick
Kesha Ewe
Don Revell
[Signature]

Registered Voters 2,526 - Total Ballots 1,203 : 47.62%

CONSTITUTIONAL CONVENTION		
Total Votes	1,152	
YES	396	34.38%
NO	756	65.62%

Carla Essick
Kesler
Jim Roney
Tom

Registered Voters 800 - Total Ballots 495 : 61.88%

US SENATOR			
Vote For 1			
Total Votes	489		
ERIC SCHMITT (REP)	371	75.87%	
TRUDY BUSCH VALENTINE (DEM)	109	22.29%	
JONATHAN DINE (LIB)	4	0.82%	
PAUL VENABLE (CST)	5	1.02%	

STATE AUDITOR			
Vote For 1			
Total Votes	486		
SCOTT FITZPATRICK (REP)	384	79.01%	
ALAN GREEN (DEM)	96	19.75%	
JOHN A. HARTWIG, Jr. (LIB)	6	1.23%	

US REPRESENTATIVE DISTRICT 7			
Vote For 1			
Total Votes	486		
ERIC BURLISON (REP)	383	78.81%	
KRISTEN RADAHER-SHEAFER (DEM)	97	19.96%	
KEVIN CRAIG (LIB)	6	1.23%	

STATE REPRESENTATIVE DISTRICT 138			
Vote For 1			
Total Votes	394		
BRAD HUDSON (REP)	394	100.00%	

CIRCUIT JUDGE CIRCUIT 38 DIVISION 2			
Vote For 1			
Total Votes	397		
JESSICA KRUSE (REP)	397	100.00%	

ASSOCIATE CIRCUIT JUDGE DIVISION 3			
Vote For 1			
Total Votes	393		
STEVEN WARD (REP)	393	100.00%	

ASSOCIATE CIRCUIT JUDGE DIVISION 4			
Vote For 1			
Total Votes	394		
DOUG BACON (REP)	394	100.00%	

PRESIDING COMMISSIONER			
Vote For 1			
Total Votes	376		
LYNN MORRIS (REP)	376	100.00%	

COUNTY CLERK			
Vote For 1			
Total Votes	397		
PAULA BRUMFIELD (REP)	397	100.00%	

CIRCUIT CLERK			
Vote For 1			
Total Votes	395		
BARBIE BARNETT-STILLINGS (REP)	395	100.00%	

RECORDER OF DEEDS			
Vote For 1			
Total Votes	398		
KELLY BLUNT HALL (REP)	398	100.00%	

Carla Esrick
Kelley Egan

Joe Russell
[Signature]

Registered Voters 800 - Total Ballots 495 : 61.88%

PROSECUTING ATTORNEY		
Vote For 1		
Total Votes	390	
KRISTEN TUOHY AVILA (REP)	390	100.00%

COLLECTOR OF REVENUE		
Vote For 1		
Total Votes	403	
TED NICHOLS (REP)	403	100.00%

COUNTY AUDITOR		
Vote For 1		
Total Votes	391	
AMY DENT (REP)	391	100.00%

SUPREME COURT JUDGE FISCHER		
Total Votes	427	
YES	330	77.28%
NO	97	22.72%

SUPREME COURT JUDGE RANSOM		
Total Votes	422	
YES	315	74.64%
NO	107	25.36%

SOUTHERN DISTRICT APPEALS JUDGE BURRELL		
Total Votes	429	
YES	339	79.02%
NO	90	20.98%

SOUTHERN DISTRICT APPEALS JUDGE GOODMAN		
Total Votes	428	
YES	337	78.74%
NO	91	21.26%

CONSTITUTIONAL AMENDMENT 1		
Total Votes	472	
YES	195	41.31%
NO	277	58.69%

CONSTITUTIONAL AMENDMENT 3		
Total Votes	492	
YES	211	42.89%
NO	281	57.11%

CONSTITUTIONAL AMENDMENT 4		
Total Votes	475	
YES	292	61.47%
NO	183	38.53%

CONSTITUTIONAL AMENDMENT 5		
Total Votes	469	
YES	296	63.11%
NO	173	36.89%

Carla Cassik
Kelli Evans

Jim Russell
[Signature]

Registered Voters 800 - Total Ballots 495 : 61.88%

CONSTITUTIONAL CONVENTION

Total Votes	469	
YES	145	30.92%
NO	324	69.08%

Carla Erick
Kelvin Elmer
Joe Runes
[Signature]

Registered Voters 1,950 - Total Ballots 959 : 49.18%

US SENATOR			
Vote For 1			
Total Votes	948		
ERIC SCHMITT (REP)	740	78.06%	
TRUDY BUSCH VALENTINE (DEM)	170	17.93%	
JONATHAN DINE (LIB)	28	2.95%	
PAUL VENABLE (CST)	10	1.05%	

STATE AUDITOR			
Vote For 1			
Total Votes	945		
SCOTT FITZPATRICK (REP)	772	81.69%	
ALAN GREEN (DEM)	141	14.92%	
JOHN A. HARTWIG, Jr. (LIB)	32	3.39%	

US REPRESENTATIVE DISTRICT 7			
Vote For 1			
Total Votes	949		
ERIC BURLISON (REP)	765	80.61%	
KRISTEN RADAHER-SHEAFER (DEM)	152	16.02%	
KEVIN CRAIG (LIB)	32	3.37%	

STATE REPRESENTATIVE DISTRICT 140			
Vote For 1			
Total Votes	940		
JAMIE RAY GRAGG (REP)	775	82.45%	
AMY FREELAND (DEM)	165	17.55%	

CIRCUIT JUDGE CIRCUIT 38 DIVISION 2			
Vote For 1			
Total Votes	804		
JESSICA KRUSE (REP)	804	100.00%	

ASSOCIATE CIRCUIT JUDGE DIVISION 3			
Vote For 1			
Total Votes	791		
STEVEN WARD (REP)	791	100.00%	

ASSOCIATE CIRCUIT JUDGE DIVISION 4			
Vote For 1			
Total Votes	793		
DOUG BACON (REP)	793	100.00%	

PRESIDING COMMISSIONER			
Vote For 1			
Total Votes	752		
LYNN MORRIS (REP)	752	100.00%	

COUNTY CLERK			
Vote For 1			
Total Votes	791		
PAULA BRUMFIELD (REP)	791	100.00%	

CIRCUIT CLERK			
Vote For 1			
Total Votes	794		
BARBIE BARNETT-STILLINGS (REP)	794	100.00%	

RECORDER OF DEEDS			
Vote For 1			
Total Votes	790		
KELLY BLUNT HALL (REP)	790	100.00%	

Carla Essick
Kevin Em
Ann R...
Ann ...

Registered Voters 1,950 - Total Ballots 959 : 49.18%

PROSECUTING ATTORNEY		
Vote For 1		
Total Votes	786	
KRISTEN TUOHY AVILA (REP)	786	100.00%

COLLECTOR OF REVENUE		
Vote For 1		
Total Votes	795	
TED NICHOLS (REP)	795	100.00%

COUNTY AUDITOR		
Vote For 1		
Total Votes	790	
AMY DENT (REP)	790	100.00%

SUPREME COURT JUDGE FISCHER		
Total Votes	852	
YES	704	82.63%
NO	148	17.37%

SUPREME COURT JUDGE RANSOM		
Total Votes	847	
YES	676	79.81%
NO	171	20.19%

SOUTHERN DISTRICT APPEALS JUDGE BURRELL		
Total Votes	850	
YES	703	82.71%
NO	147	17.29%

SOUTHERN DISTRICT APPEALS JUDGE GOODMAN		
Total Votes	845	
YES	702	83.08%
NO	143	16.92%

CONSTITUTIONAL AMENDMENT 1		
Total Votes	910	
YES	393	43.19%
NO	517	56.81%

CONSTITUTIONAL AMENDMENT 3		
Total Votes	946	
YES	355	37.53%
NO	591	62.47%

CONSTITUTIONAL AMENDMENT 4		
Total Votes	919	
YES	561	61.04%
NO	358	38.96%

CONSTITUTIONAL AMENDMENT 5		
Total Votes	918	
YES	568	61.87%
NO	350	38.13%

Carla Erick
Kelli EM
Joe Purdy
Tom [unclear]

Registered Voters 1,950 - Total Ballots 959 : 49.18%

CONSTITUTIONAL CONVENTION		
Total Votes	911	
YES	277	30.41%
NO	634	69.59%

CITY OF OZARK		
Total Votes	92	
YES	35	38.04%
NO	57	61.96%

Carla Esrick
Kesha Elmer
Jay Rimes
Tom [Signature]

Registered Voters 1,258 - Total Ballots 495 : 39.35%

US SENATOR			
Vote For 1			
Total Votes	489		
ERIC SCHMITT (REP)	330	67.48%	
TRUDY BUSCH VALENTINE (DEM)	147	30.06%	
JONATHAN DINE (LIB)	10	2.04%	
PAUL VENABLE (CST)	2	0.41%	

STATE AUDITOR			
Vote For 1			
Total Votes	487		
SCOTT FITZPATRICK (REP)	343	70.43%	
ALAN GREEN (DEM)	127	26.08%	
JOHN A. HARTWIG, Jr. (LIB)	17	3.49%	

US REPRESENTATIVE DISTRICT 7			
Vote For 1			
Total Votes	486		
ERIC BURLISON (REP)	342	70.37%	
KRISTEN RADAHER-SHEAFER (DEM)	131	26.95%	
KEVIN CRAIG (LIB)	13	2.67%	

STATE REPRESENTATIVE DISTRICT 139			
Vote For 1			
Total Votes	390		
BOB TITUS (REP)	390	100.00%	

CIRCUIT JUDGE CIRCUIT 38 DIVISION 2			
Vote For 1			
Total Votes	386		
JESSICA KRUSE (REP)	386	100.00%	

ASSOCIATE CIRCUIT JUDGE DIVISION 3			
Vote For 1			
Total Votes	385		
STEVEN WARD (REP)	385	100.00%	

ASSOCIATE CIRCUIT JUDGE DIVISION 4			
Vote For 1			
Total Votes	391		
DOUG BACON (REP)	391	100.00%	

PRESIDING COMMISSIONER			
Vote For 1			
Total Votes	375		
LYNN MORRIS (REP)	375	100.00%	

COUNTY CLERK			
Vote For 1			
Total Votes	389		
PAULA BRUMFIELD (REP)	389	100.00%	

CIRCUIT CLERK			
Vote For 1			
Total Votes	386		
BARBIE BARNETT-STILLINGS (REP)	386	100.00%	

RECORDER OF DEEDS			
Vote For 1			
Total Votes	381		
KELLY BLUNT HALL (REP)	381	100.00%	

Carla Eschick *Eric Russell*
Kesler EM *[Signature]*

Registered Voters 1,258 - Total Ballots 495 : 39.35%

PROSECUTING ATTORNEY

Vote For 1		
Total Votes	382	
KRISTEN TUOHY AVILA (REP)	382	100.00%

COLLECTOR OF REVENUE

Vote For 1		
Total Votes	392	
TED NICHOLS (REP)	392	100.00%

COUNTY AUDITOR

Vote For 1		
Total Votes	383	
AMY DENT (REP)	383	100.00%

SUPREME COURT JUDGE FISCHER

Total Votes	432	
YES	351	81.25%
NO	81	18.75%

SUPREME COURT JUDGE RANSOM

Total Votes	426	
YES	332	77.93%
NO	94	22.07%

SOUTHERN DISTRICT APPEALS JUDGE BURRELL

Total Votes	424	
YES	342	80.66%
NO	82	19.34%

SOUTHERN DISTRICT APPEALS JUDGE GOODMAN

Total Votes	425	
YES	345	81.18%
NO	80	18.82%

CONSTITUTIONAL AMENDMENT 1

Total Votes	472	
YES	227	48.09%
NO	245	51.91%

CONSTITUTIONAL AMENDMENT 3

Total Votes	489	
YES	218	44.58%
NO	271	55.42%

CONSTITUTIONAL AMENDMENT 4

Total Votes	469	
YES	288	61.41%
NO	181	38.59%

CONSTITUTIONAL AMENDMENT 5

Total Votes	473	
YES	296	62.58%
NO	177	37.42%

Carla Essick
Kesler

Ann Russell
Tom

Registered Voters 1,258 - Total Ballots 495 : 39.35%

CONSTITUTIONAL CONVENTION		
Total Votes	463	
YES	150	32.40%
NO	313	67.60%

CITY OF NIXA		
Total Votes	489	
YES	211	43.15%
NO	278	56.85%

For Runoff
Carla Cassick
Kesha EMM
[Signature]

Registered Voters 2,594 - Total Ballots 1,368 : 52.74%

US SENATOR			
Vote For 1			
Total Votes	1,354		
ERIC SCHMITT (REP)	1,041	76.88%	
TRUDY BUSCH VALENTINE (DEM)	271	20.01%	
JONATHAN DINE (LIB)	24	1.77%	
PAUL VENABLE (CST)	18	1.33%	

STATE AUDITOR			
Vote For 1			
Total Votes	1,344		
SCOTT FITZPATRICK (REP)	1,090	81.10%	
ALAN GREEN (DEM)	205	15.25%	
JOHN A. HARTWIG, Jr. (LIB)	49	3.65%	

US REPRESENTATIVE DISTRICT 7			
Vote For 1			
Total Votes	1,350		
ERIC BURLISON (REP)	1,083	80.22%	
KRISTEN RADAHER-SHEAFER (DEM)	235	17.41%	
KEVIN CRAIG (LIB)	32	2.37%	

STATE REPRESENTATIVE DISTRICT 139			
Vote For 1			
Total Votes	1,176		
BOB TITUS (REP)	1,176	100.00%	

CIRCUIT JUDGE CIRCUIT 38 DIVISION 2			
Vote For 1			
Total Votes	1,168		
JESSICA KRUSE (REP)	1,168	100.00%	

ASSOCIATE CIRCUIT JUDGE DIVISION 3			
Vote For 1			
Total Votes	1,168		
STEVEN WARD (REP)	1,168	100.00%	


ASSOCIATE CIRCUIT JUDGE DIVISION 4			
Vote For 1			
Total Votes	1,171		
DOUG BACON (REP)	1,171	100.00%	

PRESIDING COMMISSIONER			
Vote For 1			
Total Votes	1,165		
LYNN MORRIS (REP)	1,165	100.00%	

COUNTY CLERK			
Vote For 1			
Total Votes	1,164		
PAULA BRUMFIELD (REP)	1,164	100.00%	

CIRCUIT CLERK			
Vote For 1			
Total Votes	1,177		
BARBIE BARNETT-STILLINGS (REP)	1,177	100.00%	

RECORDER OF DEEDS			
Vote For 1			
Total Votes	1,161		
KELLY BLUNT HALL (REP)	1,161	100.00%	

Carla Essick
Kesler
Eric Ruesch


Registered Voters 2,594 - Total Ballots 1,368 : 52.74%

PROSECUTING ATTORNEY		
Vote For 1		
Total Votes	1,159	
KRISTEN TUOHY AVILA (REP)	1,159	100.00%

COLLECTOR OF REVENUE		
Vote For 1		
Total Votes	1,188	
TED NICHOLS (REP)	1,188	100.00%

COUNTY AUDITOR		
Vote For 1		
Total Votes	1,167	
AMY DENT (REP)	1,167	100.00%

SUPREME COURT JUDGE FISCHER		
Total Votes	1,220	
YES	995	81.56%
NO	225	18.44%

SUPREME COURT JUDGE RANSOM		
Total Votes	1,211	
YES	970	80.10%
NO	241	19.90%

SOUTHERN DISTRICT APPEALS JUDGE BURRELL		
Total Votes	1,222	
YES	1,013	82.90%
NO	209	17.10%

SOUTHERN DISTRICT APPEALS JUDGE GOODMAN		
Total Votes	1,214	
YES	1,007	82.95%
NO	207	17.05%

CONSTITUTIONAL AMENDMENT 1		
Total Votes	1,321	
YES	596	45.12%
NO	725	54.88%

CONSTITUTIONAL AMENDMENT 3		
Total Votes	1,354	
YES	538	39.73%
NO	816	60.27%

CONSTITUTIONAL AMENDMENT 4		
Total Votes	1,315	
YES	870	66.16%
NO	445	33.84%

CONSTITUTIONAL AMENDMENT 5		
Total Votes	1,322	
YES	871	65.89%
NO	451	34.11%

Casper Essick
Kelso

Joe Russell

Registered Voters 2,594 - Total Ballots 1,368 : 52.74%

CONSTITUTIONAL CONVENTION		
Total Votes	1,306	
YES	470	35.99%
NO	836	64.01%

Carla Essick
Hesha Elm
Joe Ramey
[Signature]

Registered Voters 1,963 - Total Ballots 1,034 : 52.67%

US SENATOR			
Vote For 1			
Total Votes	1,028		
ERIC SCHMITT (REP)	702	68.29%	
TRUDY BUSCH VALENTINE (DEM)	300	29.18%	
JONATHAN DINE (LIB)	22	2.14%	
PAUL VENABLE (CST)	4	0.39%	

STATE AUDITOR			
Vote For 1			
Total Votes	1,020		
SCOTT FITZPATRICK (REP)	757	74.22%	
ALAN GREEN (DEM)	244	23.92%	
JOHN A. HARTWIG, Jr. (LIB)	19	1.86%	

US REPRESENTATIVE DISTRICT 7			
Vote For 1			
Total Votes	1,022		
ERIC BURLISON (REP)	739	72.31%	
KRISTEN RADAHER-SHEAFER (DEM)	259	25.34%	
KEVIN CRAIG (LIB)	24	2.35%	

STATE REPRESENTATIVE DISTRICT 139			
Vote For 1			
Total Votes	817		
BOB TITUS (REP)	817	100.00%	

CIRCUIT JUDGE CIRCUIT 38 DIVISION 2			
Vote For 1			
Total Votes	821		
JESSICA KRUSE (REP)	821	100.00%	

ASSOCIATE CIRCUIT JUDGE DIVISION 3			
Vote For 1			
Total Votes	819		
STEVEN WARD (REP)	819	100.00%	

ASSOCIATE CIRCUIT JUDGE DIVISION 4			
Vote For 1			
Total Votes	825		
DOUG BACON (REP)	825	100.00%	

PRESIDING COMMISSIONER			
Vote For 1			
Total Votes	798		
LYNN MORRIS (REP)	798	100.00%	

COUNTY CLERK			
Vote For 1			
Total Votes	822		
PAULA BRUMFIELD (REP)	822	100.00%	

CIRCUIT CLERK			
Vote For 1			
Total Votes	820		
BARBIE BARNETT-STILLINGS (REP)	820	100.00%	

RECORDER OF DEEDS			
Vote For 1			
Total Votes	813		
KELLY BLUNT HALL (REP)	813	100.00%	

Carla Esnik
Kepler EM
Don Rusek
Tom [Signature]

Registered Voters 1,963 - Total Ballots 1,034 : 52.67%

PROSECUTING ATTORNEY		
Vote For 1		
Total Votes	817	
KRISTEN TUOHY AVILA (REP)	817	100.00%

COLLECTOR OF REVENUE		
Vote For 1		
Total Votes	840	
TED NICHOLS (REP)	840	100.00%

COUNTY AUDITOR		
Vote For 1		
Total Votes	824	
AMY DENT (REP)	824	100.00%

SUPREME COURT JUDGE FISCHER		
Total Votes	893	
YES	734	82.19%
NO	159	17.81%

SUPREME COURT JUDGE RANSOM		
Total Votes	880	
YES	715	81.25%
NO	165	18.75%

SOUTHERN DISTRICT APPEALS JUDGE BURRELL		
Total Votes	887	
YES	730	82.30%
NO	157	17.70%

SOUTHERN DISTRICT APPEALS JUDGE GOODMAN		
Total Votes	887	
YES	737	83.09%
NO	150	16.91%

CONSTITUTIONAL AMENDMENT 1		
Total Votes	985	
YES	435	44.16%
NO	550	55.84%

CONSTITUTIONAL AMENDMENT 3		
Total Votes	1,023	
YES	396	38.71%
NO	627	61.29%

CONSTITUTIONAL AMENDMENT 4		
Total Votes	979	
YES	571	58.32%
NO	408	41.68%

CONSTITUTIONAL AMENDMENT 5		
Total Votes	992	
YES	603	60.79%
NO	389	39.21%

Carla Essick
KM

Joe Pusley
[Signature]

Precinct Summary Report
GENERAL ELECTION
CHRISTIAN COUNTY, MISSOURI
TUESDAY, NOVEMBER 8, 2022
Election Results
21. UNION CHAPEL 1A
OFFICIAL RESULTS

Date: 11/15/2022
Time: 2:06:52 PM CST
Page 3/3

Registered Voters 1,963 - Total Ballots 1,034 : 52.67%

CONSTITUTIONAL CONVENTION

Total Votes	967		
YES	300	31.02%	
NO	667	68.98%	

CITY OF NIXA

Total Votes	1,025		
YES	467	45.56%	
NO	558	54.44%	

For Runoff
Carla Essick
Kesha Ann
For Runoff

Registered Voters 2,634 - Total Ballots 1,141 : 43.32%

US SENATOR			
Vote For 1			
Total Votes	1,132		
ERIC SCHMITT (REP)	770	68.02%	
TRUDY BUSCH VALENTINE (DEM)	312	27.56%	
JONATHAN DINE (LIB)	33	2.92%	
PAUL VENABLE (CST)	17	1.50%	

STATE AUDITOR			
Vote For 1			
Total Votes	1,125		
SCOTT FITZPATRICK (REP)	805	71.56%	
ALAN GREEN (DEM)	276	24.53%	
JOHN A. HARTWIG, Jr. (LIB)	44	3.91%	

US REPRESENTATIVE DISTRICT 7			
Vote For 1			
Total Votes	1,128		
ERIC BURLISON (REP)	800	70.92%	
KRISTEN RADAHER-SHEAFER (DEM)	298	26.42%	
KEVIN CRAIG (LIB)	30	2.66%	

STATE REPRESENTATIVE DISTRICT 139			
Vote For 1			
Total Votes	926		
BOB TITUS (REP)	926	100.00%	

CIRCUIT JUDGE CIRCUIT 38 DIVISION 2			
Vote For 1			
Total Votes	920		
JESSICA KRUSE (REP)	920	100.00%	

ASSOCIATE CIRCUIT JUDGE DIVISION 3			
Vote For 1			
Total Votes	912		
STEVEN WARD (REP)	912	100.00%	

ASSOCIATE CIRCUIT JUDGE DIVISION 4			
Vote For 1			
Total Votes	919		
DOUG BACON (REP)	919	100.00%	

PRESIDING COMMISSIONER			
Vote For 1			
Total Votes	911		
LYNN MORRIS (REP)	911	100.00%	

COUNTY CLERK			
Vote For 1			
Total Votes	918		
PAULA BRUMFIELD (REP)	918	100.00%	

CIRCUIT CLERK			
Vote For 1			
Total Votes	921		
BARBIE BARNETT-STILLINGS (REP)	921	100.00%	

RECORDER OF DEEDS			
Vote For 1			
Total Votes	909		
KELLY BLUNT HALL (REP)	909	100.00%	

Carla Essick *Ann Rusey*
Kesler *[Signature]*

Registered Voters 2,634 - Total Ballots 1,141 : 43.32%

PROSECUTING ATTORNEY			
Vote For 1			
Total Votes	920		
KRISTEN TUOHY AVILA (REP)	920	100.00%	

COLLECTOR OF REVENUE			
Vote For 1			
Total Votes	931		
TED NICHOLS (REP)	931	100.00%	

COUNTY AUDITOR			
Vote For 1			
Total Votes	916		
AMY DENT (REP)	916	100.00%	

SUPREME COURT JUDGE FISCHER			
Total Votes			
	999		
YES	787	78.78%	
NO	212	21.22%	

SUPREME COURT JUDGE RANSOM			
Total Votes			
	990		
YES	781	78.89%	
NO	209	21.11%	

SOUTHERN DISTRICT APPEALS JUDGE BURRELL			
Total Votes			
	999		
YES	794	79.48%	
NO	205	20.52%	

SOUTHERN DISTRICT APPEALS JUDGE GOODMAN			
Total Votes			
	993		
YES	794	79.96%	
NO	199	20.04%	

CONSTITUTIONAL AMENDMENT 1			
Total Votes			
	1,093		
YES	460	42.09%	
NO	633	57.91%	

CONSTITUTIONAL AMENDMENT 3			
Total Votes			
	1,132		
YES	508	44.88%	
NO	624	55.12%	

CONSTITUTIONAL AMENDMENT 4			
Total Votes			
	1,097		
YES	659	60.07%	
NO	438	39.93%	

CONSTITUTIONAL AMENDMENT 5			
Total Votes			
	1,100		
YES	694	63.09%	
NO	406	36.91%	

Carla Essick *For Record*
Heidi E... *[Signature]*

Registered Voters 2,634 - Total Ballots 1,141 : 43.32%

CONSTITUTIONAL CONVENTION

Total Votes	1,079	
YES	366	33.92%
NO	713	66.08%

CITY OF NIXA

Total Votes	1,130	
YES	509	45.04%
NO	621	54.96%

Ann Russell
Carla Essick
Kesha M
Tom

Registered Voters 2,511 - Total Ballots 1,156 : 46.04%

US SENATOR			
Vote For 1			
Total Votes	1,143		
ERIC SCHMITT (REP)	757	66.23%	
TRUDY BUSCH VALENTINE (DEM)	346	30.27%	
JONATHAN DINE (LIB)	29	2.54%	
PAUL VENABLE (CST)	11	0.96%	

STATE AUDITOR			
Vote For 1			
Total Votes	1,139		
SCOTT FITZPATRICK (REP)	789	69.27%	
ALAN GREEN (DEM)	314	27.57%	
JOHN A. HARTWIG, Jr. (LIB)	36	3.16%	

US REPRESENTATIVE DISTRICT 7			
Vote For 1			
Total Votes	1,138		
ERIC BURLISON (REP)	790	69.42%	
KRISTEN RADAHER-SHEAFER (DEM)	316	27.77%	
KEVIN CRAIG (LIB)	32	2.81%	

STATE REPRESENTATIVE DISTRICT 139			
Vote For 1			
Total Votes	904		
BOB TITUS (REP)	904	100.00%	

CIRCUIT JUDGE CIRCUIT 38 DIVISION 2			
Vote For 1			
Total Votes	908		
JESSICA KRUSE (REP)	908	100.00%	

ASSOCIATE CIRCUIT JUDGE DIVISION 3			
Vote For 1			
Total Votes	899		
STEVEN WARD (REP)	899	100.00%	

ASSOCIATE CIRCUIT JUDGE DIVISION 4			
Vote For 1			
Total Votes	898		
DOUG BACON (REP)	898	100.00%	

PRESIDING COMMISSIONER			
Vote For 1			
Total Votes	887		
LYNN MORRIS (REP)	887	100.00%	

COUNTY CLERK			
Vote For 1			
Total Votes	895		
PAULA BRUMFIELD (REP)	895	100.00%	

CIRCUIT CLERK			
Vote For 1			
Total Votes	912		
BARBIE BARNETT-STILLINGS (REP)	912	100.00%	

RECORDER OF DEEDS			
Vote For 1			
Total Votes	903		
KELLY BLUNT HALL (REP)	903	100.00%	

Carla Essick *Joe Russell*
Kelvin *[Signature]*

Registered Voters 2,511 - Total Ballots 1,156 : 46.04%

PROSECUTING ATTORNEY		
Vote For 1		
Total Votes	894	
KRISTEN TUOHY AVILA (REP)	894	100.00%

COLLECTOR OF REVENUE		
Vote For 1		
Total Votes	920	
TED NICHOLS (REP)	920	100.00%

COUNTY AUDITOR		
Vote For 1		
Total Votes	900	
AMY DENT (REP)	900	100.00%

SUPREME COURT JUDGE FISCHER		
Total Votes	988	
YES	740	74.90%
NO	248	25.10%

SUPREME COURT JUDGE RANSOM		
Total Votes	979	
YES	719	73.44%
NO	260	26.56%

SOUTHERN DISTRICT APPEALS JUDGE BURRELL		
Total Votes	987	
YES	758	76.80%
NO	229	23.20%

SOUTHERN DISTRICT APPEALS JUDGE GOODMAN		
Total Votes	984	
YES	755	76.73%
NO	229	23.27%

CONSTITUTIONAL AMENDMENT 1		
Total Votes	1,096	
YES	481	43.89%
NO	615	56.11%

CONSTITUTIONAL AMENDMENT 3		
Total Votes	1,146	
YES	566	49.39%
NO	580	50.61%

CONSTITUTIONAL AMENDMENT 4		
Total Votes	1,113	
YES	653	58.67%
NO	460	41.33%

CONSTITUTIONAL AMENDMENT 5		
Total Votes	1,105	
YES	674	61.00%
NO	431	39.00%

Capla Creek
K. B. E. R.
Ann R...
[Signature]

Registered Voters 2,511 - Total Ballots 1,156 : 46.04%

CONSTITUTIONAL CONVENTION

Total Votes	1,088	
YES	345	31.71%
NO	743	68.29%

CITY OF NIXA

Total Votes	985	
YES	470	47.72%
NO	515	52.28%

App Runes
Carla Essick
Keslee Ann
[Signature]

Registered Voters 2,711 - Total Ballots 1,237 : 45.63%

US SENATOR			
Vote For 1			
Total Votes	1,219		
ERIC SCHMITT (REP)	796	65.30%	
TRUDY BUSCH VALENTINE (DEM)	383	31.42%	
JONATHAN DINE (LIB)	28	2.30%	
PAUL VENABLE (CST)	12	0.98%	

STATE AUDITOR			
Vote For 1			
Total Votes	1,207		
SCOTT FITZPATRICK (REP)	856	70.92%	
ALAN GREEN (DEM)	314	26.01%	
JOHN A. HARTWIG, Jr. (LIB)	37	3.07%	

US REPRESENTATIVE DISTRICT 7			
Vote For 1			
Total Votes	1,216		
ERIC BURLISON (REP)	842	69.24%	
KRISTEN RADAHER-SHEAFER (DEM)	347	28.54%	
KEVIN CRAIG (LIB)	27	2.22%	

STATE REPRESENTATIVE DISTRICT 139			
Vote For 1			
Total Votes	996		
BOB TITUS (REP)	996	100.00%	

STATE REPRESENTATIVE DISTRICT 140			
Vote For 1			
Total Votes	1		
JAMIE RAY GRAGG (REP)	1	100.00%	
AMY FREELAND (DEM)	0	0%	

CIRCUIT JUDGE CIRCUIT 38 DIVISION 2			
Vote For 1			
Total Votes	999		
JESSICA KRUSE (REP)	999	100.00%	

ASSOCIATE CIRCUIT JUDGE DIVISION 3			
Vote For 1			
Total Votes	989		
STEVEN WARD (REP)	989	100.00%	

ASSOCIATE CIRCUIT JUDGE DIVISION 4			
Vote For 1			
Total Votes	994		
DOUG BACON (REP)	994	100.00%	

PRESIDING COMMISSIONER			
Vote For 1			
Total Votes	978		
LYNN MORRIS (REP)	978	100.00%	

COUNTY CLERK			
Vote For 1			
Total Votes	986		
PAULA BRUMFIELD (REP)	986	100.00%	

CIRCUIT CLERK			
Vote For 1			
Total Votes	988		
BARBIE BARNETT-STILLINGS (REP)	988	100.00%	

Carla Essick
Kevin Gunn
Dr. Russell
[Signature]

Registered Voters 2,711 - Total Ballots 1,237 : 45.63%

RECORDER OF DEEDS			
Vote For 1			
Total Votes	988		
KELLY BLUNT HALL (REP)	988	100.00%	

PROSECUTING ATTORNEY			
Vote For 1			
Total Votes	980		
KRISTEN TUOHY AVILA (REP)	980	100.00%	

COLLECTOR OF REVENUE			
Vote For 1			
Total Votes	1,008		
TED NICHOLS (REP)	1,008	100.00%	

COUNTY AUDITOR			
Vote For 1			
Total Votes	987		
AMY DENT (REP)	987	100.00%	

SUPREME COURT JUDGE FISCHER			
Total Votes	1,084		
YES	862	79.52%	
NO	222	20.48%	

SUPREME COURT JUDGE RANSOM			
Total Votes	1,077		
YES	823	76.42%	
NO	254	23.58%	

SOUTHERN DISTRICT APPEALS JUDGE BURRELL			
Total Votes	1,073		
YES	848	79.03%	
NO	225	20.97%	


SOUTHERN DISTRICT APPEALS JUDGE GOODMAN			
Total Votes	1,078		
YES	863	80.06%	
NO	215	19.94%	

CONSTITUTIONAL AMENDMENT 1			
Total Votes	1,179		
YES	559	47.41%	
NO	620	52.59%	

CONSTITUTIONAL AMENDMENT 3			
Total Votes	1,225		
YES	580	47.35%	
NO	645	52.65%	

CONSTITUTIONAL AMENDMENT 4			
Total Votes	1,191		
YES	741	62.22%	
NO	450	37.78%	

Carla Essick
Kelley EM

For Ransom


Registered Voters 2,711 - Total Ballots 1,237 : 45.63%

CONSTITUTIONAL AMENDMENT 5

Total Votes	1,192	
YES	744	62.42%
NO	448	37.58%

CONSTITUTIONAL CONVENTION

Total Votes	1,161	
YES	399	34.37%
NO	762	65.63%

CITY OF NIXA

Total Votes	1,231	
YES	604	49.07%
NO	627	50.93%

Carla Essick
Kelci Eum
Don Russel
[Signature]

Registered Voters 1,916 - Total Ballots 923 : 48.17%

US SENATOR			
Vote For 1			
Total Votes	914		
ERIC SCHMITT (REP)	705	77.13%	
TRUDY BUSCH VALENTINE (DEM)	164	17.94%	
JONATHAN DINE (LIB)	29	3.17%	
PAUL VENABLE (CST)	16	1.75%	

STATE AUDITOR			
Vote For 1			
Total Votes	908		
SCOTT FITZPATRICK (REP)	732	80.62%	
ALAN GREEN (DEM)	149	16.41%	
JOHN A. HARTWIG, Jr. (LIB)	27	2.97%	

US REPRESENTATIVE DISTRICT 7			
Vote For 1			
Total Votes	911		
ERIC BURLISON (REP)	734	80.57%	
KRISTEN RADAHER-SHEAFER (DEM)	146	16.03%	
KEVIN CRAIG (LIB)	31	3.40%	

STATE REPRESENTATIVE DISTRICT 138			
Vote For 1			
Total Votes	770		
BRAD HUDSON (REP)	770	100.00%	

CIRCUIT JUDGE CIRCUIT 38 DIVISION 2			
Vote For 1			
Total Votes	769		
JESSICA KRUSE (REP)	769	100.00%	

ASSOCIATE CIRCUIT JUDGE DIVISION 3			
Vote For 1			
Total Votes	765		
STEVEN WARD (REP)	765	100.00%	

ASSOCIATE CIRCUIT JUDGE DIVISION 4			
Vote For 1			
Total Votes	773		
DOUG BACON (REP)	773	100.00%	

PRESIDING COMMISSIONER			
Vote For 1			
Total Votes	732		
LYNN MORRIS (REP)	732	100.00%	

COUNTY CLERK			
Vote For 1			
Total Votes	773		
PAULA BRUMFIELD (REP)	773	100.00%	

CIRCUIT CLERK			
Vote For 1			
Total Votes	769		
BARBIE BARNETT-STILLINGS (REP)	769	100.00%	

RECORDER OF DEEDS			
Vote For 1			
Total Votes	775		
KELLY BLUNT HALL (REP)	775	100.00%	

Carla Essek
Kelli Egan

Ann Russell
For [Signature]

Precinct Summary Report
 GENERAL ELECTION
 CHRISTIAN COUNTY, MISSOURI
 TUESDAY, NOVEMBER 8, 2022
 Election Results
 26. SPARTA
 OFFICIAL RESULTS

Date: 11/15/2022
 Time: 2:06:53 PM CST
 Page 2/3

Registered Voters 1,916 - Total Ballots 923 : 48.17%

PROSECUTING ATTORNEY			
Vote For 1			
Total Votes	763		
KRISTEN TUOHY AVILA (REP)	763	100.00%	

COLLECTOR OF REVENUE			
Vote For 1			
Total Votes	791		
TED NICHOLS (REP)	791	100.00%	

COUNTY AUDITOR			
Vote For 1			
Total Votes	774		
AMY DENT (REP)	774	100.00%	

SUPREME COURT JUDGE FISCHER			
Total Votes	843		
YES	638	75.68%	
NO	205	24.32%	

SUPREME COURT JUDGE RANSOM			
Total Votes	830		
YES	644	77.59%	
NO	186	22.41%	

SOUTHERN DISTRICT APPEALS JUDGE BURRELL			
Total Votes	843		
YES	677	80.31%	
NO	166	19.69%	

SOUTHERN DISTRICT APPEALS JUDGE GOODMAN			
Total Votes	843		
YES	676	80.19%	
NO	167	19.81%	

CONSTITUTIONAL AMENDMENT 1			
Total Votes	882		
YES	315	35.71%	
NO	567	64.29%	

CONSTITUTIONAL AMENDMENT 3			
Total Votes	911		
YES	390	42.81%	
NO	521	57.19%	

CONSTITUTIONAL AMENDMENT 4			
Total Votes	879		
YES	541	61.55%	
NO	338	38.45%	

CONSTITUTIONAL AMENDMENT 5			
Total Votes	882		
YES	569	64.51%	
NO	313	35.49%	

Carla Essick
Kelvin

Tom Russell

Registered Voters 1,916 - Total Ballots 923 : 48.17%

CONSTITUTIONAL CONVENTION		
Total Votes	878	
YES	289	32.92%
NO	589	67.08%

Carla Essick
Kelley M
Apa Russell
Tom

Registered Voters 2,442 - Total Ballots 1,110 : 45.45%

US SENATOR			
Vote For 1			
Total Votes	1,101		
ERIC SCHMITT (REP)	817	74.21%	
TRUDY BUSCH VALENTINE (DEM)	243	22.07%	
JONATHAN DINE (LIB)	30	2.72%	
PAUL VENABLE (CST)	11	1.00%	

STATE AUDITOR			
Vote For 1			
Total Votes	1,096		
SCOTT FITZPATRICK (REP)	855	78.01%	
ALAN GREEN (DEM)	214	19.53%	
JOHN A. HARTWIG, Jr. (LIB)	27	2.46%	

US REPRESENTATIVE DISTRICT 7			
Vote For 1			
Total Votes	1,100		
ERIC BURLISON (REP)	841	76.45%	
KRISTEN RADAHER-SHEAFER (DEM)	235	21.36%	
KEVIN CRAIG (LIB)	24	2.18%	

STATE REPRESENTATIVE DISTRICT 139			
Vote For 1			
Total Votes	41		
BOB TITUS (REP)	41	100.00%	

STATE REPRESENTATIVE DISTRICT 140			
Vote For 1			
Total Votes	1,046		
JAMIE RAY GRAGG (REP)	816	78.01%	
AMY FREELAND (DEM)	230	21.99%	

CIRCUIT JUDGE CIRCUIT 38 DIVISION 2			
Vote For 1			
Total Votes	946		
JESSICA KRUSE (REP)	946	100.00%	

ASSOCIATE CIRCUIT JUDGE DIVISION 3			
Vote For 1			
Total Votes	936		
STEVEN WARD (REP)	936	100.00%	

ASSOCIATE CIRCUIT JUDGE DIVISION 4			
Vote For 1			
Total Votes	948		
DOUG BACON (REP)	948	100.00%	

PRESIDING COMMISSIONER			
Vote For 1			
Total Votes	927		
LYNN MORRIS (REP)	927	100.00%	

COUNTY CLERK			
Vote For 1			
Total Votes	942		
PAULA BRUMFIELD (REP)	942	100.00%	

CIRCUIT CLERK			
Vote For 1			
Total Votes	953		
BARBIE BARNETT-STILLINGS (REP)	953	100.00%	

Carla Eschik
Kesler

Assoc. Russell
[Signature]

Registered Voters 2,442 - Total Ballots 1,110 : 45.45%

RECORDER OF DEEDS			
Vote For 1			
Total Votes	934		
KELLY BLUNT HALL (REP)	934	100.00%	

PROSECUTING ATTORNEY			
Vote For 1			
Total Votes	928		
KRISTEN TUOHY AVILA (REP)	928	100.00%	

COLLECTOR OF REVENUE			
Vote For 1			
Total Votes	937		
TED NICHOLS (REP)	937	100.00%	

COUNTY AUDITOR			
Vote For 1			
Total Votes	936		
AMY DENT (REP)	936	100.00%	

SUPREME COURT JUDGE FISCHER			
Total Votes	958		
YES	772	80.58%	
NO	186	19.42%	

SUPREME COURT JUDGE RANSOM			
Total Votes	949		
YES	747	78.71%	
NO	202	21.29%	

SOUTHERN DISTRICT APPEALS JUDGE BURRELL			
Total Votes	948		
YES	779	82.17%	
NO	169	17.83%	

SOUTHERN DISTRICT APPEALS JUDGE GOODMAN			
Total Votes	948		
YES	765	80.70%	
NO	183	19.30%	

CONSTITUTIONAL AMENDMENT 1			
Total Votes	1,055		
YES	484	45.88%	
NO	571	54.12%	

CONSTITUTIONAL AMENDMENT 3			
Total Votes	1,096		
YES	428	39.05%	
NO	668	60.95%	

CONSTITUTIONAL AMENDMENT 4			
Total Votes	1,068		
YES	662	61.99%	
NO	406	38.01%	

Carla Erick
Kesha

Joe Ruse
[Signature]

Registered Voters 2,442 - Total Ballots 1,110 : 45.45%

CONSTITUTIONAL AMENDMENT 5

Total Votes	1,055	
YES	684	64.83%
NO	371	35.17%

CONSTITUTIONAL CONVENTION

Total Votes	1,058	
YES	394	37.24%
NO	664	62.76%

Carla Essick
Kelsey M
Jana Russell
[Signature]

Registered Voters 2,108 - Total Ballots 1,139 : 54.03%

US SENATOR			
Vote For 1			
Total Votes	1,127		
ERIC SCHMITT (REP)	799	70.90%	
TRUDY BUSCH VALENTINE (DEM)	302	26.80%	
JONATHAN DINE (LIB)	17	1.51%	
PAUL VENABLE (CST)	9	0.80%	

STATE AUDITOR			
Vote For 1			
Total Votes	1,115		
SCOTT FITZPATRICK (REP)	814	73.00%	
ALAN GREEN (DEM)	262	23.50%	
JOHN A. HARTWIG, Jr. (LIB)	39	3.50%	

US REPRESENTATIVE DISTRICT 7			
Vote For 1			
Total Votes	1,124		
ERIC BURLISON (REP)	818	72.78%	
KRISTEN RADAKE-SHEAFER (DEM)	282	25.09%	
KEVIN CRAIG (LIB)	24	2.14%	

STATE REPRESENTATIVE DISTRICT 139			
Vote For 1			
Total Votes	891		
BOB TITUS (REP)	891	100.00%	

CIRCUIT JUDGE CIRCUIT 38 DIVISION 2			
Vote For 1			
Total Votes	897		
JESSICA KRUSE (REP)	897	100.00%	

ASSOCIATE CIRCUIT JUDGE DIVISION 3			
Vote For 1			
Total Votes	885		
STEVEN WARD (REP)	885	100.00%	

ASSOCIATE CIRCUIT JUDGE DIVISION 4			
Vote For 1			
Total Votes	888		
DOUG BACON (REP)	888	100.00%	


PRESIDING COMMISSIONER			
Vote For 1			
Total Votes	874		
LYNN MORRIS (REP)	874	100.00%	

COUNTY CLERK			
Vote For 1			
Total Votes	884		
PAULA BRUMFIELD (REP)	884	100.00%	

CIRCUIT CLERK			
Vote For 1			
Total Votes	896		
BARBIE BARNETT-STILLINGS (REP)	896	100.00%	

RECORDER OF DEEDS			
Vote For 1			
Total Votes	882		
KELLY BLUNT HALL (REP)	882	100.00%	

Carla Essick
Kesler Emile

Joe Russel


Registered Voters 2,108 - Total Ballots 1,139 : 54.03%

PROSECUTING ATTORNEY		
Vote For 1		
Total Votes	873	
KRISTEN TUOHY AVILA (REP)	873	100.00%

COLLECTOR OF REVENUE		
Vote For 1		
Total Votes	901	
TED NICHOLS (REP)	901	100.00%

COUNTY AUDITOR		
Vote For 1		
Total Votes	883	
AMY DENT (REP)	883	100.00%

SUPREME COURT JUDGE FISCHER		
Total Votes	936	
YES	749	80.02%
NO	187	19.98%

SUPREME COURT JUDGE RANSOM		
Total Votes	922	
YES	741	80.37%
NO	181	19.63%

SOUTHERN DISTRICT APPEALS JUDGE BURRELL		
Total Votes	929	
YES	761	81.92%
NO	168	18.08%

SOUTHERN DISTRICT APPEALS JUDGE GOODMAN		
Total Votes	933	
YES	774	82.96%
NO	159	17.04%

CONSTITUTIONAL AMENDMENT 1		
Total Votes	1,072	
YES	473	44.12%
NO	599	55.88%

CONSTITUTIONAL AMENDMENT 3		
Total Votes	1,124	
YES	494	43.95%
NO	630	56.05%

CONSTITUTIONAL AMENDMENT 4		
Total Votes	1,097	
YES	685	62.44%
NO	412	37.56%

CONSTITUTIONAL AMENDMENT 5		
Total Votes	1,082	
YES	688	63.59%
NO	394	36.41%

Carla Cassin
Kelsey

App Russell

Registered Voters 2,108 - Total Ballots 1,139 : 54.03%

CONSTITUTIONAL CONVENTION

Total Votes	1,081	
YES	375	34.69%
NO	706	65.31%

*For Russel
Carla Esrick
Ketur Em
[Signature]*

Registered Voters 2,608 - Total Ballots 1,316 : 50.46%

US SENATOR			
Vote For 1			
Total Votes	1,307		
ERIC SCHMITT (REP)	917	70.16%	
TRUDY BUSCH VALENTINE (DEM)	346	26.47%	
JONATHAN DINE (LIB)	36	2.75%	
PAUL VENABLE (CST)	8	0.61%	

STATE AUDITOR			
Vote For 1			
Total Votes	1,296		
SCOTT FITZPATRICK (REP)	972	75.00%	
ALAN GREEN (DEM)	281	21.68%	
JOHN A. HARTWIG, Jr. (LIB)	43	3.32%	

US REPRESENTATIVE DISTRICT 7			
Vote For 1			
Total Votes	1,301		
ERIC BURLISON (REP)	953	73.25%	
KRISTEN RADAHER-SHEAFER (DEM)	319	24.52%	
KEVIN CRAIG (LIB)	29	2.23%	

STATE REPRESENTATIVE DISTRICT 139			
Vote For 1			
Total Votes	841		
BOB TITUS (REP)	841	100.00%	

STATE REPRESENTATIVE DISTRICT 140			
Vote For 1			
Total Votes	289		
JAMIE RAY GRAGG (REP)	203	70.24%	
AMY FREELAND (DEM)	86	29.76%	

CIRCUIT JUDGE CIRCUIT 38 DIVISION 2			
Vote For 1			
Total Votes	1,100		
JESSICA KRUSE (REP)	1,100	100.00%	

ASSOCIATE CIRCUIT JUDGE DIVISION 3			
Vote For 1			
Total Votes	1,086		
STEVEN WARD (REP)	1,086	100.00%	

ASSOCIATE CIRCUIT JUDGE DIVISION 4			
Vote For 1			
Total Votes	1,088		
DOUG BACON (REP)	1,088	100.00%	

PRESIDING COMMISSIONER			
Vote For 1			
Total Votes	1,069		
LYNN MORRIS (REP)	1,069	100.00%	

COUNTY CLERK			
Vote For 1			
Total Votes	1,080		
PAULA BRUMFIELD (REP)	1,080	100.00%	

CIRCUIT CLERK			
Vote For 1			
Total Votes	1,089		
BARBIE BARNETT-STILLINGS (REP)	1,089	100.00%	

Carla Esch
Abel
Ann Russell
[Signature]

Registered Voters 2,608 - Total Ballots 1,316 : 50.46%

RECORDER OF DEEDS			
Vote For 1			
Total Votes	1,070		
KELLY BLUNT HALL (REP)	1,070	100.00%	

PROSECUTING ATTORNEY			
Vote For 1			
Total Votes	1,076		
KRISTEN TUOHY AVILA (REP)	1,076	100.00%	

COLLECTOR OF REVENUE			
Vote For 1			
Total Votes	1,104		
TED NICHOLS (REP)	1,104	100.00%	

COUNTY AUDITOR			
Vote For 1			
Total Votes	1,086		
AMY DENT (REP)	1,086	100.00%	

SUPREME COURT JUDGE FISCHER			
Total Votes			
	1,147		
YES	920	80.21%	
NO	227	19.79%	

SUPREME COURT JUDGE RANSOM			
Total Votes			
	1,134		
YES	899	79.28%	
NO	235	20.72%	

SOUTHERN DISTRICT APPEALS JUDGE BURRELL			
Total Votes			
	1,141		
YES	933	81.77%	
NO	208	18.23%	

SOUTHERN DISTRICT APPEALS JUDGE GOODMAN			
Total Votes			
	1,144		
YES	938	81.99%	
NO	206	18.01%	

CONSTITUTIONAL AMENDMENT 1			
Total Votes			
	1,252		
YES	660	52.72%	
NO	592	47.28%	

CONSTITUTIONAL AMENDMENT 3			
Total Votes			
	1,301		
YES	542	41.66%	
NO	759	58.34%	

CONSTITUTIONAL AMENDMENT 4			
Total Votes			
	1,255		
YES	834	66.45%	
NO	421	33.55%	

Carla Essick
Heidi Lynn
For Ransom

Registered Voters 2,608 - Total Ballots 1,316 : 50.46%

CONSTITUTIONAL AMENDMENT 5

Total Votes	1,253	
YES	802	64.01%
NO	451	35.99%

CONSTITUTIONAL CONVENTION

Total Votes	1,221	
YES	435	35.63%
NO	786	64.37%

CITY OF NIXA

Total Votes	1,006	
YES	574	57.06%
NO	432	42.94%

Carla Esnik
KWGM
Ann Roney
[Signature]

Registered Voters 2,346 - Total Ballots 927 : 39.51%

US SENATOR			
Vote For 1			
Total Votes	910		
ERIC SCHMITT (REP)	599	65.82%	
TRUDY BUSCH VALENTINE (DEM)	279	30.66%	
JONATHAN DINE (LIB)	21	2.31%	
PAUL VENABLE (CST)	11	1.21%	

STATE AUDITOR			
Vote For 1			
Total Votes	909		
SCOTT FITZPATRICK (REP)	643	70.74%	
ALAN GREEN (DEM)	243	26.73%	
JOHN A. HARTWIG, Jr. (LIB)	23	2.53%	

US REPRESENTATIVE DISTRICT 7			
Vote For 1			
Total Votes	912		
ERIC BURLISON (REP)	643	70.50%	
KRISTEN RADAHER-SHEAFER (DEM)	249	27.30%	
KEVIN CRAIG (LIB)	20	2.19%	

STATE REPRESENTATIVE DISTRICT 139			
Vote For 1			
Total Votes	744		
BOB TITUS (REP)	744	100.00%	

CIRCUIT JUDGE CIRCUIT 38 DIVISION 2			
Vote For 1			
Total Votes	753		
JESSICA KRUSE (REP)	753	100.00%	

ASSOCIATE CIRCUIT JUDGE DIVISION 3			
Vote For 1			
Total Votes	744		
STEVEN WARD (REP)	744	100.00%	

ASSOCIATE CIRCUIT JUDGE DIVISION 4			
Vote For 1			
Total Votes	751		
DOUG BACON (REP)	751	100.00%	

PRESIDING COMMISSIONER			
Vote For 1			
Total Votes	731		
LYNN MORRIS (REP)	731	100.00%	

COUNTY CLERK			
Vote For 1			
Total Votes	743		
PAULA BRUMFIELD (REP)	743	100.00%	

CIRCUIT CLERK			
Vote For 1			
Total Votes	744		
BARBIE BARNETT-STILLINGS (REP)	744	100.00%	

RECORDER OF DEEDS			
Vote For 1			
Total Votes	738		
KELLY BLUNT HALL (REP)	738	100.00%	

Carla Esch
Kelli EMM
For Runoff
For

Precinct Summary Report
 GENERAL ELECTION
 CHRISTIAN COUNTY, MISSOURI
 TUESDAY, NOVEMBER 8, 2022
 Election Results
 3D. ROSEDALE 1B
 OFFICIAL RESULTS

Date: 11/15/2022
 Time: 2:06:53 PM CST
 Page 2/3

Registered Voters 2,346 - Total Ballots 927 : 39.51%

PROSECUTING ATTORNEY		
Vote For 1		
Total Votes	747	
KRISTEN TUOHY AVILA (REP)	747	100.00%

COLLECTOR OF REVENUE		
Vote For 1		
Total Votes	756	
TED NICHOLS (REP)	756	100.00%

COUNTY AUDITOR		
Vote For 1		
Total Votes	747	
AMY DENT (REP)	747	100.00%

SUPREME COURT JUDGE FISCHER		
Total Votes	831	
YES	628	75.57%
NO	203	24.43%

SUPREME COURT JUDGE RANSOM		
Total Votes	818	
YES	615	75.18%
NO	203	24.82%

SOUTHERN DISTRICT APPEALS JUDGE BURRELL		
Total Votes	823	
YES	644	78.25%
NO	179	21.75%

SOUTHERN DISTRICT APPEALS JUDGE GOODMAN		
Total Votes	823	
YES	629	76.43%
NO	194	23.57%

CONSTITUTIONAL AMENDMENT 1		
Total Votes	883	
YES	364	41.22%
NO	519	58.78%

CONSTITUTIONAL AMENDMENT 3		
Total Votes	921	
YES	448	48.64%
NO	473	51.36%

CONSTITUTIONAL AMENDMENT 4		
Total Votes	885	
YES	499	56.38%
NO	386	43.62%

CONSTITUTIONAL AMENDMENT 5		
Total Votes	896	
YES	560	62.50%
NO	336	37.50%

Carla Cassin
John Ann
Ann Russell

Registered Voters 2,346 - Total Ballots 927 : 39.51%

CONSTITUTIONAL CONVENTION

Total Votes	872	
YES	284	32.57%
NO	588	67.43%

CITY OF NIXA

Total Votes	914	
YES	410	44.86%
NO	504	55.14%

Carla Esch
Kevin EMM
Jane Russell
[Signature]

Precinct Summary Report
 GENERAL ELECTION
 CHRISTIAN COUNTY, MISSOURI
 TUESDAY, NOVEMBER 8, 2022
 Election Results
 31. UNION CHAPEL 2B
 OFFICIAL RESULTS

Date: 11/15/2022
 Time: 2:06:53 PM CST
 Page 1/3

Registered Voters 1,263 - Total Ballots 700 : 55.42%

US SENATOR			
Vote For 1			
Total Votes	695		
ERIC SCHMITT (REP)	495	71.22%	
TRUDY BUSCH VALENTINE (DEM)	184	26.47%	
JONATHAN DINE (LIB)	9	1.29%	
PAUL VENABLE (CST)	7	1.01%	

STATE AUDITOR			
Vote For 1			
Total Votes	697		
SCOTT FITZPATRICK (REP)	528	75.75%	
ALAN GREEN (DEM)	152	21.81%	
JOHN A. HARTWIG, Jr. (LIB)	17	2.44%	

US REPRESENTATIVE DISTRICT 7			
Vote For 1			
Total Votes	698		
ERIC BURLISON (REP)	519	74.36%	
KRISTEN RADAHER-SHEAFER (DEM)	165	23.64%	
KEVIN CRAIG (LIB)	14	2.01%	

STATE REPRESENTATIVE DISTRICT 139			
Vote For 1			
Total Votes	522		
BOB TITUS (REP)	522	100.00%	

STATE REPRESENTATIVE DISTRICT 140			
Vote For 1			
Total Votes	52		
JAMIE RAY GRAGG (REP)	34	65.38%	
AMY FREELAND (DEM)	18	34.62%	

CIRCUIT JUDGE CIRCUIT 38 DIVISION 2			
Vote For 1			
Total Votes	559		
JESSICA KRUSE (REP)	559	100.00%	

ASSOCIATE CIRCUIT JUDGE DIVISION 3			
Vote For 1			
Total Votes	553		
STEVEN WARD (REP)	553	100.00%	

ASSOCIATE CIRCUIT JUDGE DIVISION 4			
Vote For 1			
Total Votes	557		
DOUG BACON (REP)	557	100.00%	

PRESIDING COMMISSIONER			
Vote For 1			
Total Votes	545		
LYNN MORRIS (REP)	545	100.00%	

COUNTY CLERK			
Vote For 1			
Total Votes	552		
PAULA BRUMFIELD (REP)	552	100.00%	

CIRCUIT CLERK			
Vote For 1			
Total Votes	564		
BARBIE BARNETT-STILLINGS (REP)	564	100.00%	

Carla Cassick
KEVIN GUN

Joe Russell

Registered Voters 1,263 - Total Ballots 700 : 55.42%

RECORDER OF DEEDS			
Vote For 1			
Total Votes	553		
KELLY BLUNT HALL (REP)	553	100.00%	

PROSECUTING ATTORNEY			
Vote For 1			
Total Votes	551		
KRISTEN TUOHY AVILA (REP)	551	100.00%	

COLLECTOR OF REVENUE			
Vote For 1			
Total Votes	576		
TED NICHOLS (REP)	576	100.00%	

COUNTY AUDITOR			
Vote For 1			
Total Votes	559		
AMY DENT (REP)	559	100.00%	

SUPREME COURT JUDGE FISCHER			
Total Votes	602		
YES	485	80.56%	
NO	117	19.44%	

SUPREME COURT JUDGE RANSOM			
Total Votes	605		
YES	486	80.33%	
NO	119	19.67%	

SOUTHERN DISTRICT APPEALS JUDGE BURRELL			
Total Votes	609		
YES	502	82.43%	
NO	107	17.57%	

SOUTHERN DISTRICT APPEALS JUDGE GOODMAN			
Total Votes	603		
YES	497	82.42%	
NO	106	17.58%	

CONSTITUTIONAL AMENDMENT 1			
Total Votes	673		
YES	323	47.99%	
NO	350	52.01%	

CONSTITUTIONAL AMENDMENT 3			
Total Votes	691		
YES	284	41.10%	
NO	407	58.90%	

CONSTITUTIONAL AMENDMENT 4			
Total Votes	668		
YES	410	61.38%	
NO	258	38.62%	

Carla Esrick
Killam

Jim Russell

Registered Voters 1,263 - Total Ballots 700 : 55.42%

CONSTITUTIONAL AMENDMENT 5

Total Votes	670	
YES	410	61.19%
NO	260	38.81%

CONSTITUTIONAL CONVENTION

Total Votes	671	
YES	224	33.38%
NO	447	66.62%

Carla Essick
Kefer Ender
Ann Roney
[Signature]

Registered Voters 3,960 - Total Ballots 1,668 : 42.12%

US SENATOR			
Vote For 1			
Total Votes	1,655		
ERIC SCHMITT (REP)	1,212	73.23%	
TRUDY BUSCH VALENTINE (DEM)	399	24.11%	
JONATHAN DINE (LIB)	31	1.87%	
PAUL VENABLE (CST)	13	0.79%	

STATE AUDITOR			
Vote For 1			
Total Votes	1,643		
SCOTT FITZPATRICK (REP)	1,270	77.30%	
ALAN GREEN (DEM)	338	20.57%	
JOHN A. HARTWIG, Jr. (LIB)	35	2.13%	

US REPRESENTATIVE DISTRICT 7			
Vote For 1			
Total Votes	1,648		
ERIC BURLISON (REP)	1,248	75.73%	
KRISTEN RADAHER-SHEAFER (DEM)	360	21.84%	
KEVIN CRAIG (LIB)	40	2.43%	

STATE REPRESENTATIVE DISTRICT 140			
Vote For 1			
Total Votes	1,643		
JAMIE RAY GRAGG (REP)	1,270	77.30%	
AMY FREELAND (DEM)	373	22.70%	

CIRCUIT JUDGE CIRCUIT 38 DIVISION 2			
Vote For 1			
Total Votes	1,433		
JESSICA KRUSE (REP)	1,433	100.00%	

ASSOCIATE CIRCUIT JUDGE DIVISION 3			
Vote For 1			
Total Votes	1,402		
STEVEN WARD (REP)	1,402	100.00%	

ASSOCIATE CIRCUIT JUDGE DIVISION 4			
Vote For 1			
Total Votes	1,409		
DOUG BACON (REP)	1,409	100.00%	

PRESIDING COMMISSIONER			
Vote For 1			
Total Votes	1,356		
LYNN MORRIS (REP)	1,356	100.00%	

COUNTY CLERK			
Vote For 1			
Total Votes	1,403		
PAULA BRUMFIELD (REP)	1,403	100.00%	

CIRCUIT CLERK			
Vote For 1			
Total Votes	1,401		
BARBIE BARNETT-STILLINGS (REP)	1,401	100.00%	

RECORDER OF DEEDS			
Vote For 1			
Total Votes	1,387		
KELLY BLUNT HALL (REP)	1,387	100.00%	

Carla Esreich
John Ann
Ann Russell

Registered Voters 3,960 - Total Ballots 1,668 : 42.12%

PROSECUTING ATTORNEY		
Vote For 1		
Total Votes	1,390	
KRISTEN TUOHY AVILA (REP)	1,390	100.00%

COLLECTOR OF REVENUE		
Vote For 1		
Total Votes	1,426	
TED NICHOLS (REP)	1,426	100.00%

COUNTY AUDITOR		
Vote For 1		
Total Votes	1,406	
AMY DENT (REP)	1,406	100.00%

SUPREME COURT JUDGE FISCHER		
Total Votes	1,442	
YES	1,166	80.86%
NO	276	19.14%

SUPREME COURT JUDGE RANSOM		
Total Votes	1,434	
YES	1,150	80.20%
NO	284	19.80%

SOUTHERN DISTRICT APPEALS JUDGE BURRELL		
Total Votes	1,439	
YES	1,191	82.77%
NO	248	17.23%

SOUTHERN DISTRICT APPEALS JUDGE GOODMAN		
Total Votes	1,436	
YES	1,182	82.31%
NO	254	17.69%

CONSTITUTIONAL AMENDMENT 1		
Total Votes	1,589	
YES	773	48.65%
NO	816	51.35%

CONSTITUTIONAL AMENDMENT 3		
Total Votes	1,655	
YES	699	42.24%
NO	956	57.76%

CONSTITUTIONAL AMENDMENT 4		
Total Votes	1,611	
YES	1,084	67.29%
NO	527	32.71%

CONSTITUTIONAL AMENDMENT 5		
Total Votes	1,601	
YES	1,002	62.59%
NO	599	37.41%

Carla Cassidy
Kelsey Carter

Ann Russell

Registered Voters 3,960 - Total Ballots 1,668 : 42.12%

CONSTITUTIONAL CONVENTION

Total Votes	1,584	
YES	560	35.35%
NO	1,024	64.65%

CITY OF OZARK

Total Votes	726	
YES	324	44.63%
NO	402	55.37%

Carla Essick
Heber G. Miller
Jim Bussey
[Signature]

Registered Voters 1,736 - Total Ballots 778 : 44.82%

US SENATOR			
Vote For 1			
Total Votes	774		
ERIC SCHMITT (REP)	612	79.07%	
TRUDY BUSCH VALENTINE (DEM)	132	17.05%	
JONATHAN DINE (LIB)	25	3.23%	
PAUL VENABLE (CST)	5	0.65%	

STATE AUDITOR			
Vote For 1			
Total Votes	775		
SCOTT FITZPATRICK (REP)	641	82.71%	
ALAN GREEN (DEM)	109	14.06%	
JOHN A. HARTWIG, Jr. (LIB)	25	3.23%	

US REPRESENTATIVE DISTRICT 7			
Vote For 1			
Total Votes	775		
ERIC BURLISON (REP)	635	81.94%	
KRISTEN RADAHER-SHEAFER (DEM)	117	15.10%	
KEVIN CRAIG (LIB)	23	2.97%	

STATE REPRESENTATIVE DISTRICT 139			
Vote For 1			
Total Votes	677		
BOB TITUS (REP)	677	100.00%	

CIRCUIT JUDGE CIRCUIT 38 DIVISION 2			
Vote For 1			
Total Votes	680		
JESSICA KRUSE (REP)	680	100.00%	

ASSOCIATE CIRCUIT JUDGE DIVISION 3			
Vote For 1			
Total Votes	676		
STEVEN WARD (REP)	676	100.00%	

ASSOCIATE CIRCUIT JUDGE DIVISION 4			
Vote For 1			
Total Votes	669		
DOUG BACON (REP)	669	100.00%	

PRESIDING COMMISSIONER			
Vote For 1			
Total Votes	663		
LYNN MORRIS (REP)	663	100.00%	

COUNTY CLERK			
Vote For 1			
Total Votes	669		
PAULA BRUMFIELD (REP)	669	100.00%	

CIRCUIT CLERK			
Vote For 1			
Total Votes	667		
BARBIE BARNETT-STILLINGS (REP)	667	100.00%	

RECORDER OF DEEDS			
Vote For 1			
Total Votes	665		
KELLY BLUNT HALL (REP)	665	100.00%	

Carole Cassin Jim Russell
Walter E. Miller

Registered Voters 1,736 - Total Ballots 778 : 44.82%

PROSECUTING ATTORNEY			
Vote For 1			
Total Votes	670		
KRISTEN TUOHY AVILA (REP)	670	100.00%	

COLLECTOR OF REVENUE			
Vote For 1			
Total Votes	673		
TED NICHOLS (REP)	673	100.00%	

COUNTY AUDITOR			
Vote For 1			
Total Votes	670		
AMY DENT (REP)	670	100.00%	

SUPREME COURT JUDGE FISCHER			
Total Votes			
	692		
YES	560	80.92%	
NO	132	19.08%	

SUPREME COURT JUDGE RANSOM			
Total Votes			
	681		
YES	546	80.18%	
NO	135	19.82%	

SOUTHERN DISTRICT APPEALS JUDGE BURRELL			
Total Votes			
	687		
YES	563	81.95%	
NO	124	18.05%	

SOUTHERN DISTRICT APPEALS JUDGE GOODMAN			
Total Votes			
	688		
YES	566	82.27%	
NO	122	17.73%	

CONSTITUTIONAL AMENDMENT 1			
Total Votes			
	746		
YES	339	45.44%	
NO	407	54.56%	

CONSTITUTIONAL AMENDMENT 3			
Total Votes			
	770		
YES	339	44.03%	
NO	431	55.97%	

CONSTITUTIONAL AMENDMENT 4			
Total Votes			
	757		
YES	520	68.69%	
NO	237	31.31%	

CONSTITUTIONAL AMENDMENT 5			
Total Votes			
	750		
YES	509	67.87%	
NO	241	32.13%	

Carla Essick *Don Ruppert*
KSU EMM *[Signature]*

Registered Voters 1,736 - Total Ballots 778 : 44.82%

CONSTITUTIONAL CONVENTION		
Total Votes	742	
YES	289	38.95%
NO	453	61.05%

Carla Eweik
Wendy Eweik
Jan Ruddy
Jan Ruddy

Registered Voters 1,697 - Total Ballots 778 : 45.85%

US SENATOR			
Vote For 1			
Total Votes	775		
ERIC SCHMITT (REP)	575	74.19%	
TRUDY BUSCH VALENTINE (DEM)	181	23.35%	
JONATHAN DINE (LIB)	13	1.68%	
PAUL VENABLE (CST)	6	0.77%	

STATE AUDITOR			
Vote For 1			
Total Votes	772		
SCOTT FITZPATRICK (REP)	591	76.55%	
ALAN GREEN (DEM)	156	20.21%	
JOHN A. HARTWIG, Jr. (LIB)	25	3.24%	

US REPRESENTATIVE DISTRICT 7			
Vote For 1			
Total Votes	774		
ERIC BURLISON (REP)	592	76.49%	
KRISTEN RADAHER-SHEAFER (DEM)	161	20.80%	
KEVIN CRAIG (LIB)	21	2.71%	

STATE REPRESENTATIVE DISTRICT 139			
Vote For 1			
Total Votes	427		
BOB TITUS (REP)	427	100.00%	

STATE REPRESENTATIVE DISTRICT 140			
Vote For 1			
Total Votes	252		
JAMIE RAY GRAGG (REP)	197	78.17%	
AMY FREELAND (DEM)	55	21.83%	

CIRCUIT JUDGE CIRCUIT 38 DIVISION 2			
Vote For 1			
Total Votes	641		
JESSICA KRUSE (REP)	641	100.00%	

ASSOCIATE CIRCUIT JUDGE DIVISION 3			
Vote For 1			
Total Votes	636		
STEVEN WARD (REP)	636	100.00%	

ASSOCIATE CIRCUIT JUDGE DIVISION 4			
Vote For 1			
Total Votes	632		
DOUG BACON (REP)	632	100.00%	

PRESIDING COMMISSIONER			
Vote For 1			
Total Votes	609		
LYNN MORRIS (REP)	609	100.00%	

COUNTY CLERK			
Vote For 1			
Total Votes	633		
PAULA BRUMFIELD (REP)	633	100.00%	

CIRCUIT CLERK			
Vote For 1			
Total Votes	636		
BARBIE BARNETT-STILLINGS (REP)	636	100.00%	

Carl Ersk
Kesler Ersk
Aja Russell

Registered Voters 1,697 - Total Ballots 778 : 45.85%

RECORDER OF DEEDS		
Vote For 1		
Total Votes	635	
KELLY BLUNT HALL (REP)	635	100.00%

PROSECUTING ATTORNEY		
Vote For 1		
Total Votes	624	
KRISTEN TUOHY AVILA (REP)	624	100.00%

COLLECTOR OF REVENUE		
Vote For 1		
Total Votes	646	
TED NICHOLS (REP)	646	100.00%

COUNTY AUDITOR		
Vote For 1		
Total Votes	629	
AMY DENT (REP)	629	100.00%

SUPREME COURT JUDGE FISCHER		
Total Votes	669	
YES	512	76.53%
NO	157	23.47%

SUPREME COURT JUDGE RANSOM		
Total Votes	661	
YES	499	75.49%
NO	162	24.51%

SOUTHERN DISTRICT APPEALS JUDGE BURRELL		
Total Votes	657	
YES	514	78.23%
NO	143	21.77%

SOUTHERN DISTRICT APPEALS JUDGE GOODMAN		
Total Votes	657	
YES	516	78.54%
NO	141	21.46%

CONSTITUTIONAL AMENDMENT 1		
Total Votes	741	
YES	312	42.11%
NO	429	57.89%

CONSTITUTIONAL AMENDMENT 3		
Total Votes	768	
YES	328	42.71%
NO	440	57.29%

CONSTITUTIONAL AMENDMENT 4		
Total Votes	750	
YES	454	60.53%
NO	296	39.47%

Carol Essick
Kelli EMM
Jim Rouse

Registered Voters 1,697 - Total Ballots 778 : 45.85%

CONSTITUTIONAL AMENDMENT 5

Total Votes	741	
YES	453	61.13%
NO	288	38.87%

CONSTITUTIONAL CONVENTION

Total Votes	744	
YES	242	32.53%
NO	502	67.47%

Carla Essik
Keshu EM
Jay Roney
[Signature]

Registered Voters 1,771 - Total Ballots 843 : 47.60%

US SENATOR

Vote For 1			
Total Votes	836		
ERIC SCHMITT (REP)	566	67.70%	
TRUDY BUSCH VALENTINE (DEM)	235	28.11%	
JONATHAN DINE (LIB)	24	2.87%	
PAUL VENABLE (CST)	11	1.32%	

STATE AUDITOR

Vote For 1			
Total Votes	828		
SCOTT FITZPATRICK (REP)	600	72.46%	
ALAN GREEN (DEM)	193	23.31%	
JOHN A. HARTWIG, Jr. (LIB)	35	4.23%	

US REPRESENTATIVE DISTRICT 7

Vote For 1			
Total Votes	833		
ERIC BURLISON (REP)	589	70.71%	
KRISTEN RADAHER-SHEAFER (DEM)	216	25.93%	
KEVIN CRAIG (LIB)	28	3.36%	

STATE REPRESENTATIVE DISTRICT 139

Vote For 1			
Total Votes	671		
BOB TITUS (REP)	671	100.00%	

CIRCUIT JUDGE CIRCUIT 38 DIVISION 2

Vote For 1			
Total Votes	680		
JESSICA KRUSE (REP)	680	100.00%	

ASSOCIATE CIRCUIT JUDGE DIVISION 3

Vote For 1			
Total Votes	672		
STEVEN WARD (REP)	672	100.00%	

ASSOCIATE CIRCUIT JUDGE DIVISION 4

Vote For 1			
Total Votes	679		
DOUG BACON (REP)	679	100.00%	

PRESIDING COMMISSIONER

Vote For 1			
Total Votes	663		
LYNN MORRIS (REP)	663	100.00%	

COUNTY CLERK

Vote For 1			
Total Votes	665		
PAULA BRUMFIELD (REP)	665	100.00%	

CIRCUIT CLERK

Vote For 1			
Total Votes	672		
BARBIE BARNETT-STILLINGS (REP)	672	100.00%	

RECORDER OF DEEDS

Vote For 1			
Total Votes	664		
KELLY BLUNT HALL (REP)	664	100.00%	

Carla Erick *Joe Rusk*
Kelley E... *[Signature]*

Registered Voters 1,771 - Total Ballots 843 : 47.60%

PROSECUTING ATTORNEY			
Vote For 1			
Total Votes	652		
KRISTEN TUOHY AVILA (REP)	652	100.00%	

COLLECTOR OF REVENUE			
Vote For 1			
Total Votes	674		
TED NICHOLS (REP)	674	100.00%	

COUNTY AUDITOR			
Vote For 1			
Total Votes	661		
AMY DENT (REP)	661	100.00%	

SUPREME COURT JUDGE FISCHER			
Total Votes	726		
YES	585	80.58%	
NO	141	19.42%	

SUPREME COURT JUDGE RANSOM			
Total Votes	720		
YES	572	79.44%	
NO	148	20.56%	

SOUTHERN DISTRICT APPEALS JUDGE BURRELL			
Total Votes	722		
YES	581	80.47%	
NO	141	19.53%	

SOUTHERN DISTRICT APPEALS JUDGE GOODMAN			
Total Votes	724		
YES	579	79.97%	
NO	145	20.03%	

CONSTITUTIONAL AMENDMENT 1			
Total Votes	797		
YES	361	45.29%	
NO	436	54.71%	

CONSTITUTIONAL AMENDMENT 3			
Total Votes	829		
YES	383	46.20%	
NO	446	53.80%	

CONSTITUTIONAL AMENDMENT 4			
Total Votes	814		
YES	514	63.14%	
NO	300	36.86%	

CONSTITUTIONAL AMENDMENT 5			
Total Votes	808		
YES	506	62.62%	
NO	302	37.38%	

Carla Erick
Ann Runey
Ann Runey

Registered Voters 1,771 - Total Ballots 843 : 47.60%

CONSTITUTIONAL CONVENTION

Total Votes	783		
YES	259	33.08%	
NO	524	66.92%	

CITY OF NIXA

Total Votes	812		
YES	398	49.01%	
NO	414	50.99%	

Carol Brunk
Kelli EM
Jim Bussey
Jim [unclear]

Precinct Summary Report
 GENERAL ELECTION
 CHRISTIAN COUNTY, MISSOURI
 TUESDAY, NOVEMBER 8, 2022
 Election Results
 ABSENTEE
 OFFICIAL RESULTS

Date: 11/15/2022
 Time: 2:06:54 PM CST
 Page 1/3

Registered Voters 0 - Total Ballots 3,275 : N/A

US SENATOR			
Vote For 1			
Total Votes	3,251		
ERIC SCHMITT (REP)	2,160	66.44%	
TRUDY BUSCH VALENTINE (DEM)	1,049	32.27%	
JONATHAN DINE (LIB)	30	0.92%	
PAUL VENABLE (CST)	12	0.37%	

STATE AUDITOR			
Vote For 1			
Total Votes	3,242		
SCOTT FITZPATRICK (REP)	2,226	68.66%	
ALAN GREEN (DEM)	960	29.61%	
JOHN A. HARTWIG, Jr. (LIB)	56	1.73%	

US REPRESENTATIVE DISTRICT 7			
Vote For 1			
Total Votes	3,243		
ERIC BURLISON (REP)	2,209	68.12%	
KRISTEN RADAHER-SHEAFER (DEM)	985	30.37%	
KEVIN CRAIG (LIB)	49	1.51%	

STATE REPRESENTATIVE DISTRICT 138			
Vote For 1			
Total Votes	305		
BRAD HUDSON (REP)	305	100.00%	

STATE REPRESENTATIVE DISTRICT 139			
Vote For 1			
Total Votes	989		
BOB TITUS (REP)	989	100.00%	

STATE REPRESENTATIVE DISTRICT 140			
Vote For 1			
Total Votes	1,535		
JAMIE RAY GRAGG (REP)	1,042	67.88%	
AMY FREELAND (DEM)	493	32.12%	

CIRCUIT JUDGE CIRCUIT 38 DIVISION 2			
Vote For 1			
Total Votes	2,503		
JESSICA KRUSE (REP)	2,503	100.00%	

ASSOCIATE CIRCUIT JUDGE DIVISION 3			
Vote For 1			
Total Votes	2,469		
STEVEN WARD (REP)	2,469	100.00%	

ASSOCIATE CIRCUIT JUDGE DIVISION 4			
Vote For 1			
Total Votes	2,515		
DOUG BACON (REP)	2,515	100.00%	

PRESIDING COMMISSIONER			
Vote For 1			
Total Votes	2,418		
LYNN MORRIS (REP)	2,418	100.00%	

COUNTY CLERK			
Vote For 1			
Total Votes	2,506		
PAULA BRUMFIELD (REP)	2,506	100.00%	

Carla Essick *For Daniel*
Fuller *For [unclear]*

Registered Voters 0 - Total Ballots 3,275 : N/A

CIRCUIT CLERK			
Vote For 1			
Total Votes	2,501		
BARBIE BARNETT-STILLINGS (REP)	2,501	100.00%	

RECORDER OF DEEDS			
Vote For 1			
Total Votes	2,470		
KELLY BLUNT HALL (REP)	2,470	100.00%	

PROSECUTING ATTORNEY			
Vote For 1			
Total Votes	2,465		
KRISTEN TUOHY AVILA (REP)	2,465	100.00%	

COLLECTOR OF REVENUE			
Vote For 1			
Total Votes	2,565		
TED NICHOLS (REP)	2,565	100.00%	

COUNTY AUDITOR			
Vote For 1			
Total Votes	2,496		
AMY DENT (REP)	2,496	100.00%	

SUPREME COURT JUDGE FISCHER			
Total Votes	2,775		
YES	2,216	79.86%	
NO	559	20.14%	

SUPREME COURT JUDGE RANSOM			
Total Votes	2,751		
YES	2,199	79.93%	
NO	552	20.07%	

SOUTHERN DISTRICT APPEALS JUDGE BURRELL			
Total Votes	2,775		
YES	2,250	81.08%	
NO	525	18.92%	

SOUTHERN DISTRICT APPEALS JUDGE GOODMAN			
Total Votes	2,764		
YES	2,238	80.97%	
NO	526	19.03%	

CONSTITUTIONAL AMENDMENT 1			
Total Votes	3,080		
YES	1,521	49.38%	
NO	1,559	50.62%	

CONSTITUTIONAL AMENDMENT 3			
Total Votes	3,191		
YES	1,359	42.59%	
NO	1,832	57.41%	

Carl Esrik *Ann Rump*
[Handwritten signatures]

Registered Voters 0 - Total Ballots 3,275 : N/A

CONSTITUTIONAL AMENDMENT 4

Total Votes	3,142	
YES	2,186	69.57%
NO	956	30.43%

CONSTITUTIONAL AMENDMENT 5

Total Votes	3,125	
YES	2,002	64.06%
NO	1,123	35.94%

CONSTITUTIONAL CONVENTION

Total Votes	3,100	
YES	1,107	35.71%
NO	1,993	64.29%

CITY OF NIXA

Total Votes	833	
YES	398	47.78%
NO	435	52.22%

CITY OF OZARK

Total Votes	756	
YES	375	49.60%
NO	381	50.40%

Carla Erick
Kellu Enr

Jim Reeves
Tom [Signature]