

Election Summary Report  
 GENERAL ELECTION  
 CHRISTIAN COUNTY, MISSOURI  
 TUESDAY, NOVEMBER 8, 2022  
 Election Results  
 OFFICIAL RESULTS

Date: 11/15/2022  
 Time: 2:05:36 PM CST  
 Page 1/4

Registered Voters 65,269 - Total Ballots 33,632 : 51.53%

29 of 29 Precincts Reporting 100.00%

US SENATOR		
Number of Precincts	29	
Precincts Reporting	29	100.00%
Vote For 1		
Total Votes	33,300	
ERIC SCHMITT (REP)	24,206	72.69%
TRUDY BUSCH VALENTINE (DEM)	8,070	24.23%
JONATHAN DINE (LIB)	720	2.16%
PAUL VENABLE (CST)	304	0.91%

STATE REPRESENTATIVE DISTRICT 139		
Number of Precincts	16	
Precincts Reporting	16	100.00%
Vote For 1		
Total Votes	12,011	
BOB TITUS (REP)	12,011	100.00%

STATE AUDITOR		
Number of Precincts	29	
Precincts Reporting	29	100.00%
Vote For 1		
Total Votes	33,129	
SCOTT FITZPATRICK (REP)	25,265	76.26%
ALAN GREEN (DEM)	6,911	20.86%
JOHN A. HARTWIG, Jr. (LIB)	953	2.88%


STATE REPRESENTATIVE DISTRICT 140		
Number of Precincts	14	
Precincts Reporting	14	100.00%
Vote For 1		
Total Votes	13,720	
JAMIE RAY GRAGG (REP)	10,605	77.30%
AMY FREELAND (DEM)	3,115	22.70%

US REPRESENTATIVE DISTRICT 7		
Number of Precincts	29	
Precincts Reporting	29	100.00%
Vote For 1		
Total Votes	33,227	
ERIC BURLISON (REP)	25,059	75.42%
KRISTEN RADAHER-SHEAFER (DEM)	7,363	22.16%
KEVIN CRAIG (LIB)	805	2.42%

CIRCUIT JUDGE CIRCUIT 38 DIVISION 2		
Number of Precincts	29	
Precincts Reporting	29	100.00%
Vote For 1		
Total Votes	27,718	
JESSICA KRUSE (REP)	27,718	100.00%

STATE REPRESENTATIVE DISTRICT 138		
Number of Precincts	7	
Precincts Reporting	7	100.00%
Vote For 1		
Total Votes	4,002	
BRAD HUDSON (REP)	4,002	100.00%

ASSOCIATE CIRCUIT JUDGE DIVISION 3		
Number of Precincts	29	
Precincts Reporting	29	100.00%
Vote For 1		
Total Votes	27,447	
STEVEN WARD (REP)	27,447	100.00%

*Carla Essick*  
*Keri Chen*  
*Tom Russell*  


Election Summary Report  
 GENERAL ELECTION  
 CHRISTIAN COUNTY, MISSOURI  
 TUESDAY, NOVEMBER 8, 2022  
 Election Results  
 OFFICIAL RESULTS

Date: 11/15/2022  
 Time: 2:05:36 PM CST  
 Page 2/4

Registered Voters 65,269 - Total Ballots 33,632 : 51.53%

29 of 29 Precincts Reporting 100.00%

ASSOCIATE CIRCUIT JUDGE DIVISION 4		
Number of Precincts	29	
Precincts Reporting	29	100.00%
Vote For 1		
Total Votes	27,613	
DOUG BACON (REP)	27,613	100.00%

PROSECUTING ATTORNEY		
Number of Precincts	29	
Precincts Reporting	29	100.00%
Vote For 1		
Total Votes	27,246	
KRISTEN TUOHY AVILA (REP)	27,246	100.00%

PRESIDING COMMISSIONER		
Number of Precincts	29	
Precincts Reporting	29	100.00%
Vote For 1		
Total Votes	26,790	
LYNN MORRIS (REP)	26,790	100.00%

COLLECTOR OF REVENUE		
Number of Precincts	29	
Precincts Reporting	29	100.00%
Vote For 1		
Total Votes	27,922	
TED NICHOLS (REP)	27,922	100.00%

COUNTY CLERK		
Number of Precincts	29	
Precincts Reporting	29	100.00%
Vote For 1		
Total Votes	27,500	
PAULA BRUMFIELD (REP)	27,500	100.00%

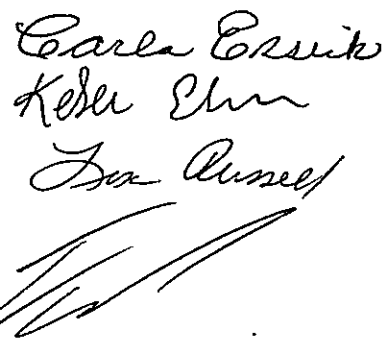
COUNTY AUDITOR		
Number of Precincts	29	
Precincts Reporting	29	100.00%
Vote For 1		
Total Votes	27,433	
AMY DENT (REP)	27,433	100.00%

CIRCUIT CLERK		
Number of Precincts	29	
Precincts Reporting	29	100.00%
Vote For 1		
Total Votes	27,587	
BARBIE BARNETT-STILLINGS (REP)	27,587	100.00%

SUPREME COURT JUDGE FISCHER		
Number of Precincts	29	
Precincts Reporting	29	100.00%
Total Votes		
YES	23,294	79.64%
NO	5,954	20.36%

RECORDER OF DEEDS		
Number of Precincts	29	
Precincts Reporting	29	100.00%
Vote For 1		
Total Votes	27,304	
KELLY BLUNT HALL (REP)	27,304	100.00%

*Carla Essick*  
*Kelli Ehr*  
*Tara Russell*



Election Summary Report  
 GENERAL ELECTION  
 CHRISTIAN COUNTY, MISSOURI  
 TUESDAY, NOVEMBER 8, 2022  
 Election Results  
 OFFICIAL RESULTS

Date: 11/15/2022  
 Time: 2:05:36 PM CST  
 Page 3/4

Registered Voters 65,269 - Total Ballots 33,632 : 51.53%

29 of 29 Precincts Reporting 100.00%

SUPREME COURT JUDGE RANSOM		
Number of Precincts	29	
Precincts Reporting	29	100.00%
Total Votes	28,976	
YES	22,731	78.45%
NO	6,245	21.55%

CONSTITUTIONAL AMENDMENT 3		
Number of Precincts	29	
Precincts Reporting	29	100.00%
Total Votes	33,210	
YES	14,056	42.32%
NO	19,154	57.68%

SOUTHERN DISTRICT APPEALS JUDGE BURRELL		
Number of Precincts	29	
Precincts Reporting	29	100.00%
Total Votes	29,116	
YES	23,583	81.00%
NO	5,533	19.00%

CONSTITUTIONAL AMENDMENT 4		
Number of Precincts	29	
Precincts Reporting	29	100.00%
Total Votes	32,233	
YES	20,298	62.97%
NO	11,935	37.03%


SOUTHERN DISTRICT APPEALS JUDGE GOODMAN		
Number of Precincts	29	
Precincts Reporting	29	100.00%
Total Votes	29,066	
YES	23,532	80.96%
NO	5,534	19.04%

CONSTITUTIONAL AMENDMENT 5		
Number of Precincts	29	
Precincts Reporting	29	100.00%
Total Votes	32,235	
YES	20,403	63.29%
NO	11,832	36.71%

CONSTITUTIONAL AMENDMENT 1		
Number of Precincts	29	
Precincts Reporting	29	100.00%
Total Votes	31,973	
YES	14,207	44.43%
NO	17,766	55.57%

CONSTITUTIONAL CONVENTION		
Number of Precincts	29	
Precincts Reporting	29	100.00%
Total Votes	31,793	
YES	10,736	33.77%
NO	21,057	66.23%

*Carla Covick*  
*Kelce Elmer*  
*Tina Russell*



Election Summary Report  
GENERAL ELECTION  
CHRISTIAN COUNTY, MISSOURI  
TUESDAY, NOVEMBER 8, 2022  
Election Results  
OFFICIAL RESULTS

Date: 11/15/2022  
Time: 2:05:36 PM CST  
Page 4/4

Registered Voters 65,269 - Total Ballots 33,632 : 51.53%

29 of 29 Precincts Reporting 100.00%

CITY OF NIXA		
Number of Precincts	9	
Precincts Reporting	9	100.00%
Total Votes	8,425	
YES	4,041	47.96%
NO	4,384	52.04%

CITY OF OZARK		
Number of Precincts	7	
Precincts Reporting	7	100.00%
Total Votes	6,447	
YES	2,575	39.94%
NO	3,872	60.06%

*Case Cooke*  
*Kevin Elmer*  
*Tom Russell*  
*[Signature]*