

Precinct Summary Report
 PRESIDENTIAL PREFERENCE PRIMARY
 MARCH 10, 2020 - CHRISTIAN COUNTY, MISSOURI
 152_Presidential_Primary_Mar_10_2020
 ABSENTEE
 OFFICIAL RESULTS

Date: 3/13/2020
 Time: 12:56:36 PM
 Page 1/1

Registered Voters 0 - Total Ballots 681 : N/A

Party Distribution		
Total Ballots	681	
CONSTITUTION PARTY	0	0%
GREEN PARTY	0	0%
LIBERTARIAN PARTY	1	0.15%
DEMOCRATIC PARTY	279	40.97%
REPUBLICAN PARTY	401	58.88%



UNITED STATES PRESIDENT (CONSTITUTION PARTY)		
Vote For 1		
Total Votes	0	
DON J. GRUNDMANN	0	0%
DON BLANKENSHIP	0	0%
(UNCOMMITTED)	0	0%

UNITED STATES PRESIDENT (GREEN PARTY)		
Vote For 1		
Total Votes	0	
HOWIE HAWKINS	0	0%
DARIO HUNTER	0	0%
DAVID ROLDE	0	0%
(UNCOMMITTED)	0	0%

UNITED STATES PRESIDENT (LIBERTARIAN PARTY)		
Vote For 1		
Total Votes	1	
JACOB HORNBERGER	0	0%
(UNCOMMITTED)	1	100.00%

UNITED STATES PRESIDENT (DEMOCRATIC PARTY)		
Vote For 1		
Total Votes	279	
AMY KLOBUCHAR	11	3.94%
TOM STEYER	5	1.79%
TULSI GABBARD	3	1.08%
LEONARD J. STEINMAN II	1	0.36%
CORY BOOKER	0	0%
JOSEPH R. BIDEN	128	45.88%
ELIZABETH WARREN	16	5.73%
PETE BÜTTIGIEG	13	4.66%
BERNIE SANDERS	54	19.35%
VELMA STEINMAN	0	0%
HENRY HEWES	0	0%
ANDREW YANG	2	0.72%
ROQUE DE LA FUENTE	0	0%
JOHN K. DELANEY	0	0%
JULIÁN CASTRO	0	0%
DEVAL PATRICK	0	0%
MARIANNE WILLIAMSON	0	0%
MICHAEL BENNET	0	0%
MICHAEL R. BLOOMBERG	44	15.77%
STEVE BURKE	0	0%
ROBBY WELLS	0	0%
WILLIAM C. (BILL) HAAS	0	0%
(UNCOMMITTED)	2	0.72%

UNITED STATES PRESIDENT (REPUBLICAN PARTY)		
Vote For 1		
Total Votes	401	
DONALD J TRUMP	381	95.01%
BOB ELY	0	0%
BILL WELD	3	0.75%
JOE WALSH	7	1.75%
MATTHEW JOHN MATERN	1	0.25%
(UNCOMMITTED)	9	2.24%

Jim Russell
Carol Green



Precinct Summary Report
 PRESIDENTIAL PREFERENCE PRIMARY
 MARCH 10, 2020 - CHRISTIAN COUNTY, MISSOURI
 152_Presidential_Primary_Mar_10_2020
 1. E. BENTON/3, BRUNER
 OFFICIAL RESULTS

Date: 3/13/2020
 Time: 12:56:33 PM
 Page 1/1

Registered Voters 884 - Total Ballots 171 : 19.34%

Party Distribution		
Total Ballots	171	
CONSTITUTION PARTY	1	0.58%
GREEN PARTY	0	0%
LIBERTARIAN PARTY	0	0%
DEMOCRATIC PARTY	52	30.41%
REPUBLICAN PARTY	118	69.01%

UNITED STATES PRESIDENT (CONSTITUTION PARTY)		
Vote For 1		
Total Votes	1	
DON J. GRUNDMANN	0	0%
DON BLANKENSHIP	1	100.00%
(UNCOMMITTED)	0	0%

UNITED STATES PRESIDENT (GREEN PARTY)		
Vote For 1		
Total Votes	0	
HOWIE HAWKINS	0	0%
DARIO HUNTER	0	0%
DAVID ROLDE	0	0%
(UNCOMMITTED)	0	0%

UNITED STATES PRESIDENT (LIBERTARIAN PARTY)		
Vote For 1		
Total Votes	0	
JACOB HORNBERGER	0	0%
(UNCOMMITTED)	0	0%

UNITED STATES PRESIDENT (DEMOCRATIC PARTY)		
Vote For 1		
Total Votes	52	
AMY KLOBUCHAR	0	0%
TOM STEYER	0	0%
TULSI GABBARD	2	3.85%
LEONARD J. STEINMAN II	0	0%
CORY BOOKER	0	0%
JOSEPH R. BIDEN	33	63.46%
ELIZABETH WARREN	0	0%
PETE BUTTIGIEG	0	0%
BERNIE SANDERS	16	30.77%
VELMA STEINMAN	0	0%
HENRY HEWES	0	0%
ANDREW YANG	0	0%
ROQUE DE LA FUENTE	0	0%
JOHN K. DELANEY	0	0%
JULIÁN CASTRO	0	0%
DEVAL PATRICK	1	1.92%
MARIANNE WILLIAMSON	0	0%
MICHAEL BENNET	0	0%
MICHAEL R. BLOOMBERG	0	0%
STEVE BURKE	0	0%
ROBBY WELLS	0	0%
WILLIAM C. (BILL) HAAS	0	0%
(UNCOMMITTED)	0	0%

UNITED STATES PRESIDENT (REPUBLICAN PARTY)		
Vote For 1		
Total Votes	118	
DONALD J TRUMP	117	99.15%
BOB ELY	0	0%
BILL WELD	0	0%
JOE WALSH	0	0%
MATTHEW JOHN MATERN	0	0%
(UNCOMMITTED)	1	0.85%

Jim Russey
Carl Esch

Precinct Summary Report
 PRESIDENTIAL PREFERENCE PRIMARY
 MARCH 10, 2020 - CHRISTIAN COUNTY, MISSOURI
 152_Presidential_Primary_Mar_10_2020
 2. W. BENTON/14. LINDEN
 OFFICIAL RESULTS

Date: 3/13/2020
 Time: 12:56:33 PM
 Page 1/1

Registered Voters 1,846 - Total Ballots 362 : 19.61%

Party Distribution		
Total Ballots	362	
CONSTITUTION PARTY	0	0%
GREEN PARTY	0	0%
LIBERTARIAN PARTY	0	0%
DEMOCRATIC PARTY	185	51.10%
REPUBLICAN PARTY	177	48.90%

UNITED STATES PRESIDENT (CONSTITUTION PARTY)		
Vote For 1		
Total Votes	0	
DON J. GRUNDMANN	0	0%
DON BLANKENSHIP	0	0%
(UNCOMMITTED)	0	0%

UNITED STATES PRESIDENT (GREEN PARTY)		
Vote For 1		
Total Votes	0	
HOWIE HAWKINS	0	0%
DARIO HUNTER	0	0%
DAVID ROLDE	0	0%
(UNCOMMITTED)	0	0%

UNITED STATES PRESIDENT (LIBERTARIAN PARTY)		
Vote For 1		
Total Votes	0	
JACOB HORNBERGER	0	0%
(UNCOMMITTED)	0	0%

UNITED STATES PRESIDENT (DEMOCRATIC PARTY)		
Vote For 1		
Total Votes	185	
AMY KLOBUCHAR	0	0%
TOM STEYER	0	0%
TULSI GABBARD	1	0.54%
LEONARD J. STEINMAN II	0	0%
CORY BOOKER	0	0%
JOSEPH R. BIDEN	111	60.00%
ELIZABETH WARREN	1	0.54%
PETE BUTTIGIEG	0	0%
BERNIE SANDERS	71	38.38%
VELMA STEINMAN	0	0%
HENRY HEWES	0	0%
ANDREW YANG	0	0%
ROQUE DE LA FUENTE	0	0%
JOHN K. DELANEY	0	0%
JULIÁN CASTRO	0	0%
DEVAL PATRICK	0	0%
MARIANNE WILLIAMSON	0	0%
MICHAEL BENNET	0	0%
MICHAEL R. BLOOMBERG	0	0%
STEVE BURKE	0	0%
ROBBY WELLS	0	0%
WILLIAM C. (BILL) HAAS	0	0%
(UNCOMMITTED)	1	0.54%

UNITED STATES PRESIDENT (REPUBLICAN PARTY)		
Vote For 1		
Total Votes	177	
DONALD J TRUMP	176	99.44%
BOB ELY	0	0%
BILL WELD	0	0%
JOE WALSH	1	0.56%
MATTHEW JOHN MATERN	0	0%
(UNCOMMITTED)	0	0%

Don Russell
Carol Eberth

Precinct Summary Report
 PRESIDENTIAL PREFERENCE PRIMARY
 MARCH 10, 2020 - CHRISTIAN COUNTY, MISSOURI
 152_Presidential_Primary_Mar_10_2020
 4.CHADWICK/ 16.SOUTH LINN/ 11.GARRISON/ 25.SENECA
 OFFICIAL RESULTS

Date: 3/13/2020
 Time: 12:56:34 PM
 Page 1/1

Registered Voters 645 - Total Ballots 132 : 20.47%

Party Distribution		
Total Ballots	132	
CONSTITUTION PARTY	0	0%
GREEN PARTY	0	0%
LIBERTARIAN PARTY	0	0%
DEMOCRATIC PARTY	31	23.48%
REPUBLICAN PARTY	101	76.52%


UNITED STATES PRESIDENT (CONSTITUTION PARTY)		
Vote For 1		
Total Votes	0	
DON J. GRUNDMANN	0	0%
DON BLANKENSHIP	0	0%
(UNCOMMITTED)	0	0%

UNITED STATES PRESIDENT (GREEN PARTY)		
Vote For 1		
Total Votes	0	
HOWIE HAWKINS	0	0%
DARIO HUNTER	0	0%
DAVID ROLDE	0	0%
(UNCOMMITTED)	0	0%

UNITED STATES PRESIDENT (LIBERTARIAN PARTY)		
Vote For 1		
Total Votes	0	
JACOB HORNBERGER	0	0%
(UNCOMMITTED)	0	0%

UNITED STATES PRESIDENT (DEMOCRATIC PARTY)		
Vote For 1		
Total Votes	31	
AMY KLOBUCHAR	0	0%
TOM STEYER	0	0%
TULSI GABBARD	0	0%
LEONARD J. STEINMAN II	0	0%
CORY BOOKER	0	0%
JOSEPH R. BIDEN	21	67.74%
ELIZABETH WARREN	0	0%
PETE BUTTIGIEG	0	0%
BERNIE SANDERS	8	25.81%
VELMA STEINMAN	0	0%
HENRY HEWES	0	0%
ANDREW YANG	0	0%
ROQUE DE LA FUENTE	0	0%
JOHN K. DELANEY	0	0%
JULIÁN CASTRO	0	0%
DEVAL PATRICK	0	0%
MARIANNE WILLIAMSON	0	0%
MICHAEL BENNET	0	0%
MICHAEL R. BLOOMBERG	2	6.45%
STEVE BURKE	0	0%
ROBBY WELLS	0	0%
WILLIAM C. (BILL) HAAS	0	0%
(UNCOMMITTED)	0	0%

UNITED STATES PRESIDENT (REPUBLICAN PARTY)		
Vote For 1		
Total Votes	101	
DONALD J TRUMP	99	98.02%
BOB ELY	0	0%
BILL WELD	0	0%
JOE WALSH	0	0%
MATTHEW JOHN MATERN	1	0.99%
(UNCOMMITTED)	1	0.99%

Dea Renee [Signature]
Carol Essie [Signature]


Precinct Summary Report
 PRESIDENTIAL PREFERENCE PRIMARY
 MARCH 10, 2020 - CHRISTIAN COUNTY, MISSOURI
 152_Presidential_Primary_Mar_10_2020
 5. RIVERSIDE
 OFFICIAL RESULTS

Date: 3/13/2020
 Time: 12:56:34 PM
 Page 1/1

Registered Voters 5,430 - Total Ballots 1,041 : 19.17%

Party Distribution		
Total Ballots	1,041	
CONSTITUTION PARTY	1	0.10%
GREEN PARTY	0	0%
LIBERTARIAN PARTY	0	0%
DEMOCRATIC PARTY	548	52.64%
REPUBLICAN PARTY	492	47.26%

UNITED STATES PRESIDENT (CONSTITUTION PARTY)		
Vote For 1		
Total Votes	1	
DON J. GRUNDMANN	0	0%
DON BLANKENSHIP	0	0%
(UNCOMMITTED)	1	100.00%

UNITED STATES PRESIDENT (GREEN PARTY)		
Vote For 1		
Total Votes	0	
HOWIE HAWKINS	0	0%
DARIO HUNTER	0	0%
DAVID ROLDE	0	0%
(UNCOMMITTED)	0	0%

UNITED STATES PRESIDENT (LIBERTARIAN PARTY)		
Vote For 1		
Total Votes	0	
JACOB HORNBERGER	0	0%
(UNCOMMITTED)	0	0%

UNITED STATES PRESIDENT (DEMOCRATIC PARTY)		
Vote For 1		
Total Votes	548	
AMY KLOBUCHAR	0	0%
TOM STEYER	0	0%
TULSI GABBARD	3	0.55%
LEONARD J. STEINMAN II	0	0%
CORY BOOKER	0	0%
JOSEPH R. BIDEN	313	57.12%
ELIZABETH WARREN	4	0.73%
PETE BUTTIGIEG	0	0%
BERNIE SANDERS	223	40.69%
VELMA STEINMAN	0	0%
HENRY HEWES	0	0%
ANDREW YANG	0	0%
ROQUE DE LA FUENTE	1	0.18%
JOHN K. DELANEY	0	0%
JULIÁN CASTRO	0	0%
DEVAL PATRICK	0	0%
MARIANNE WILLIAMSON	0	0%
MICHAEL BENNET	1	0.18%
MICHAEL R. BLOOMBERG	2	0.36%
STEVE BURKE	0	0%
ROBBY WELLS	0	0%
WILLIAM C. (BILL) HAAS	0	0%
(UNCOMMITTED)	1	0.18%

UNITED STATES PRESIDENT (REPUBLICAN PARTY)		
Vote For 1		
Total Votes	492	
DONALD J TRUMP	481	97.76%
BOB ELY	0	0%
BILL WELD	2	0.41%
JOE WALSH	4	0.81%
MATTHEW JOHN MATERN	1	0.20%
(UNCOMMITTED)	4	0.81%

Don Rumsfeld
Carl Eskin

Precinct Summary Report
 PRESIDENTIAL PREFERENCE PRIMARY
 MARCH 10, 2020 - CHRISTIAN COUNTY, MISSOURI
 152_Presidential_Primary_Mar_10_2020
 6. CASSIDY 1
 OFFICIAL RESULTS

Date: 3/13/2020
 Time: 12:56:34 PM
 Page 1/1

Registered Voters 2,726 - Total Ballots 418 : 15.33%

Party Distribution		
Total Ballots	418	
CONSTITUTION PARTY	0	0%
GREEN PARTY	0	0%
LIBERTARIAN PARTY	0	0%
DEMOCRATIC PARTY	211	50.48%
REPUBLICAN PARTY	207	49.52%

UNITED STATES PRESIDENT (CONSTITUTION PARTY)		
Vote For 1		
Total Votes	0	
DON J. GRUNDMANN	0	0%
DON BLANKENSHIP	0	0%
(UNCOMMITTED)	0	0%

UNITED STATES PRESIDENT (GREEN PARTY)		
Vote For 1		
Total Votes	0	
HOWIE HAWKINS	0	0%
DARIO HUNTER	0	0%
DAVID ROLDE	0	0%
(UNCOMMITTED)	0	0%

UNITED STATES PRESIDENT (LIBERTARIAN PARTY)		
Vote For 1		
Total Votes	0	
JACOB HORNBERGER	0	0%
(UNCOMMITTED)	0	0%

UNITED STATES PRESIDENT (DEMOCRATIC PARTY)		
Vote For 1		
Total Votes	211	
AMY KLOBUCHAR	1	0.47%
TOM STEYER	0	0%
TULSI GABBARD	0	0%
LEONARD J. STEINMAN II	0	0%
CORY BOOKER	0	0%
JOSEPH R. BIDEN	102	48.34%
ELIZABETH WARREN	2	0.95%
PETE BUTTIGIEG	0	0%
BERNIE SANDERS	104	49.29%
VELMA STEINMAN	0	0%
HENRY HEWES	0	0%
ANDREW YANG	1	0.47%
ROQUE DE LA FUENTE	0	0%
JOHN K. DELANEY	0	0%
JULIÁN CASTRO	0	0%
DEVAL PATRICK	0	0%
MARIANNE WILLIAMSON	0	0%
MICHAEL BENNET	0	0%
MICHAEL R. BLOOMBERG	1	0.47%
STEVE BURKE	0	0%
ROBBY WELLS	0	0%
WILLIAM C. (BILL) HAAS	0	0%
(UNCOMMITTED)	0	0%

UNITED STATES PRESIDENT (REPUBLICAN PARTY)		
Vote For 1		
Total Votes	207	
DONALD J TRUMP	200	96.62%
BOB ELY	0	0%
BILL WELD	2	0.97%
JOE WALSH	3	1.45%
MATTHEW JOHN MATERN	0	0%
(UNCOMMITTED)	2	0.97%

Don Roney
Carl Cassidy

Precinct Summary Report
 PRESIDENTIAL PREFERENCE PRIMARY
 MARCH 10, 2020 - CHRISTIAN COUNTY, MISSOURI
 152_Presidential_Primary_Mar_10_2020
 7. WEST FINLEY
 OFFICIAL RESULTS

Date: 3/13/2020
 Time: 12:56:34 PM
 Page 1/1

Registered Voters 3,310 - Total Ballots 553 : 16.71%

Party Distribution		
Total Ballots	553	
CONSTITUTION PARTY	1	0.18%
GREEN PARTY	0	0%
LIBERTARIAN PARTY	1	0.18%
DEMOCRATIC PARTY	259	46.84%
REPUBLICAN PARTY	292	52.80%

UNITED STATES PRESIDENT (CONSTITUTION PARTY)		
Vote For 1		
Total Votes	1	
DON J. GRUNDMANN	0	0%
DON BLANKENSHIP	1	100.00%
(UNCOMMITTED)	0	0%

UNITED STATES PRESIDENT (GREEN PARTY)		
Vote For 1		
Total Votes	0	
HOWIE HAWKINS	0	0%
DARIO HUNTER	0	0%
DAVID ROLDE	0	0%
(UNCOMMITTED)	0	0%

UNITED STATES PRESIDENT (LIBERTARIAN PARTY)		
Vote For 1		
Total Votes	1	
JACOB HORNBERGER	1	100.00%
(UNCOMMITTED)	0	0%

UNITED STATES PRESIDENT (DEMOCRATIC PARTY)		
Vote For 1		
Total Votes	259	
AMY KLOBUCHAR	0	0%
TOM STEYER	0	0%
TULSI GABBARD	1	0.39%
LEONARD J. STEINMAN II	0	0%
CORY BOOKER	1	0.39%
JOSEPH R. BIDEN	139	53.67%
ELIZABETH WARREN	0	0%
PETE BUTTIGIEG	0	0%
BERNIE SANDERS	113	43.63%
VELMA STEINMAN	0	0%
HENRY HEWES	0	0%
ANDREW YANG	0	0%
ROQUE DE LA FUENTE	0	0%
JOHN K. DELANEY	1	0.39%
JULIÁN CASTRO	1	0.39%
DEVAL PATRICK	0	0%
MARIANNE WILLIAMSON	0	0%
MICHAEL BENNET	0	0%
MICHAEL R. BLOOMBERG	1	0.39%
STEVE BURKE	0	0%
ROBBY WELLS	1	0.39%
WILLIAM C. (BILL) HAAS	0	0%
(UNCOMMITTED)	1	0.39%

UNITED STATES PRESIDENT (REPUBLICAN PARTY)		
Vote For 1		
Total Votes	292	
DONALD J TRUMP	288	98.63%
BOB ELY	0	0%
BILL WELD	2	0.68%
JOE WALSH	1	0.34%
MATTHEW JOHN MATERN	0	0%
(UNCOMMITTED)	1	0.34%

Tim Kusey
Cash Esch

Precinct Summary Report
 PRESIDENTIAL PREFERENCE PRIMARY
 MARCH 10, 2020 - CHRISTIAN COUNTY, MISSOURI
 152_Presidential_Primary_Mar_10_2020
 8. EAST FINLEY
 OFFICIAL RESULTS

Date: 3/13/2020
 Time: 12:56:34 PM
 Page 1/1

Registered Voters 4,643 - Total Ballots 774 : 16.67%

Party Distribution		
Total Ballots	774	
CONSTITUTION PARTY	0	0%
GREEN PARTY	0	0%
LIBERTARIAN PARTY	1	0.13%
DEMOCRATIC PARTY	346	44.70%
REPUBLICAN PARTY	427	55.17%

UNITED STATES PRESIDENT (CONSTITUTION PARTY)		
Vote For 1		
Total Votes	0	
DON J. GRUNDMANN	0	0%
DON BLANKENSHIP (UNCOMMITTED)	0	0%

UNITED STATES PRESIDENT (GREEN PARTY)		
Vote For 1		
Total Votes	0	
HOWIE HAWKINS	0	0%
DARIO HUNTER	0	0%
DAVID ROLDE (UNCOMMITTED)	0	0%

UNITED STATES PRESIDENT (LIBERTARIAN PARTY)		
Vote For 1		
Total Votes	1	
JACOB HORNBERGER	1	100.00%
(UNCOMMITTED)	0	0%

Don Blankenship
Charles Evers

UNITED STATES PRESIDENT (DEMOCRATIC PARTY)		
Vote For 1		
Total Votes	346	
AMY KLOBUCHAR	1	0.29%
TOM STEYER	0	0%
TULSI GABBARD	3	0.87%
LEONARD J. STEINMAN II	0	0%
CORY BOOKER	0	0%
JOSEPH R. BIDEN	188	54.34%
ELIZABETH WARREN	5	1.45%
PETE BUTTIGIEG	1	0.29%
BERNIE SANDERS	145	41.91%
VELMA STEINMAN	0	0%
HENRY HEWES	0	0%
ANDREW YANG	0	0%
ROQUE DE LA FUENTE	0	0%
JOHN K. DELANEY	0	0%
JULIÁN CASTRO	0	0%
DEVAL PATRICK	0	0%
MARIANNE WILLIAMSON	0	0%
MICHAEL BENNET	0	0%
MICHAEL R. BLOOMBERG	2	0.58%
STEVE BURKE	0	0%
ROBBY WELLS	0	0%
WILLIAM C. (BILL) HAAS (UNCOMMITTED)	1	0.29%

UNITED STATES PRESIDENT (REPUBLICAN PARTY)		
Vote For 1		
Total Votes	427	
DONALD J TRUMP	422	98.83%
BOB ELY	0	0%
BILL WELD	0	0%
JOE WALSH	1	0.23%
MATTHEW JOHN MATERN (UNCOMMITTED)	1	0.23%
	3	0.70%

Precinct Summary Report
 PRESIDENTIAL PREFERENCE PRIMARY
 MARCH 10, 2020 - CHRISTIAN COUNTY, MISSOURI
 152_Presidential_Primary_Mar_10_2020
 9. NORTH GALLOWAY
 OFFICIAL RESULTS

Date: 3/13/2020
 Time: 12:56:34 PM
 Page 1/1

Registered Voters 2,846 - Total Ballots 525 : 18.45%

Party Distribution		
Total Ballots	525	
CONSTITUTION PARTY	0	0%
GREEN PARTY	0	0%
LIBERTARIAN PARTY	0	0%
DEMOCRATIC PARTY	213	40.57%
REPUBLICAN PARTY	312	59.43%

UNITED STATES PRESIDENT (CONSTITUTION PARTY)		
Vote For 1		
Total Votes	0	
DON J. GRUNDMANN	0	0%
DON BLANKENSHIP	0	0%
(UNCOMMITTED)	0	0%

UNITED STATES PRESIDENT (GREEN PARTY)		
Vote For 1		
Total Votes	0	
HOWIE HAWKINS	0	0%
DARIO HUNTER	0	0%
DAVID ROLDE	0	0%
(UNCOMMITTED)	0	0%

UNITED STATES PRESIDENT (LIBERTARIAN PARTY)		
Vote For 1		
Total Votes	0	
JACOB HORNBERGER	0	0%
(UNCOMMITTED)	0	0%

UNITED STATES PRESIDENT (DEMOCRATIC PARTY)			
Vote For 1			
Total Votes	213		
AMY KLOBUCHAR	1	0.47%	
TOM STEYER	0	0%	
TULSI GABBARD	5	2.35%	
LEONARD J. STEINMAN II	0	0%	
CORY BOOKER	0	0%	
JOSEPH R. BIDEN	109	51.17%	
ELIZABETH WARREN	0	0%	
PETE BUTTIGIEG	0	0%	
BERNIE SANDERS	97	45.54%	
VELMA STEINMAN	0	0%	
HENRY HEWES	0	0%	
ANDREW YANG	1	0.47%	
ROQUE DE LA FUENTE	0	0%	
JOHN K. DELANEY	0	0%	
JULIÁN CASTRO	0	0%	
DEVAL PATRICK	0	0%	
MARIANNE WILLIAMSON	0	0%	
MICHAEL BENNET	0	0%	
MICHAEL R. BLOOMBERG	0	0%	
STEVE BURKE	0	0%	
ROBBY WELLS	0	0%	
WILLIAM C. (BILL) HAAS	0	0%	
(UNCOMMITTED)	0	0%	

UNITED STATES PRESIDENT (REPUBLICAN PARTY)			
Vote For 1			
Total Votes	312		
DONALD J TRUMP	309	99.04%	
BOB ELY	0	0%	
BILL WELD	1	0.32%	
JOE WALSH	0	0%	
MATTHEW JOHN MATERN	0	0%	
(UNCOMMITTED)	2	0.64%	

Leah Evers
Leah Evers

Precinct Summary Report
 PRESIDENTIAL PREFERENCE PRIMARY
 MARCH 10, 2020 - CHRISTIAN COUNTY, MISSOURI
 152_Presidential_Primary_Mar_10_2020
 10. SOUTH GALLOWAY
 OFFICIAL RESULTS

Date: 3/13/2020
 Time: 12:56:34 PM
 Page 1/1

Registered Voters 1,609 - Total Ballots 313 : 19.45%

Party Distribution		
Total Ballots	313	
CONSTITUTION PARTY	0	0%
GREEN PARTY	0	0%
LIBERTARIAN PARTY	1	0.32%
DEMOCRATIC PARTY	96	30.67%
REPUBLICAN PARTY	216	69.01%

UNITED STATES PRESIDENT (CONSTITUTION PARTY)		
Vote For 1		
Total Votes	0	
DON J. GRUNDMANN	0	0%
DON BLANKENSHIP	0	0%
(UNCOMMITTED)	0	0%

UNITED STATES PRESIDENT (GREEN PARTY)		
Vote For 1		
Total Votes	0	
HOWIE HAWKINS	0	0%
DARIO HUNTER	0	0%
DAVID ROLDE	0	0%
(UNCOMMITTED)	0	0%

UNITED STATES PRESIDENT (LIBERTARIAN PARTY)		
Vote For 1		
Total Votes	1	
JACOB HORNBERGER	1	100.00%
(UNCOMMITTED)	0	0%

UNITED STATES PRESIDENT (DEMOCRATIC PARTY)		
Vote For 1		
Total Votes	96	
AMY KLOBUCHAR	1	1.04%
TOM STEYER	0	0%
TULSI GABBARD	0	0%
LEONARD J. STEINMAN II	0	0%
CORY BOOKER	0	0%
JOSEPH R. BIDEN	62	64.58%
ELIZABETH WARREN	1	1.04%
PETE BUTTIGIEG	1	1.04%
BERNIE SANDERS	31	32.29%
VELMA STEINMAN	0	0%
HENRY HEWES	0	0%
ANDREW YANG	0	0%
ROQUE DE LA FUENTE	0	0%
JOHN K. DELANEY	0	0%
JULIÁN CASTRO	0	0%
DEVAL PATRICK	0	0%
MARIANNE WILLIAMSON	0	0%
MICHAEL BENNET	0	0%
MICHAEL R. BLOOMBERG	0	0%
STEVE BURKE	0	0%
ROBBY WELLS	0	0%
WILLIAM C. (BILL) HAAS	0	0%
(UNCOMMITTED)	0	0%

UNITED STATES PRESIDENT (REPUBLICAN PARTY)		
Vote For 1		
Total Votes	216	
DONALD J TRUMP	212	98.15%
BOB ELY	1	0.46%
BILL WELD	1	0.46%
JOE WALSH	0	0%
MATTHEW JOHN MATERN	1	0.46%
(UNCOMMITTED)	1	0.46%

Tom Russell
Carol Esch

Precinct Summary Report
 PRESIDENTIAL PREFERENCE PRIMARY
 MARCH 10, 2020 - CHRISTIAN COUNTY, MISSOURI
 152_Presidential_Primary_Mar_10_2020
 12, LEAD HILL/18, OLDFIELD
 OFFICIAL RESULTS

Date: 3/13/2020
 Time: 12:56:34 PM
 Page 1/1

Registered Voters 486 - Total Ballots 89 : 18.31%

Party Distribution		
Total Ballots	89	
CONSTITUTION PARTY	0	0%
GREEN PARTY	0	0%
LIBERTARIAN PARTY	0	0%
DEMOCRATIC PARTY	33	37.08%
REPUBLICAN PARTY	56	62.92%

UNITED STATES PRESIDENT (CONSTITUTION PARTY)		
Vote For 1		
Total Votes	0	
DON J. GRUNDMANN	0	0%
DON BLANKENSHIP	0	0%
(UNCOMMITTED)	0	0%

UNITED STATES PRESIDENT (GREEN PARTY)		
Vote For 1		
Total Votes	0	
HOWIE HAWKINS	0	0%
DARIO HUNTER	0	0%
DAVID ROLDE	0	0%
(UNCOMMITTED)	0	0%

UNITED STATES PRESIDENT (LIBERTARIAN PARTY)		
Vote For 1		
Total Votes	0	
JACOB HORNBERGER	0	0%
(UNCOMMITTED)	0	0%

UNITED STATES PRESIDENT (DEMOCRATIC PARTY)		
Vote For 1		
Total Votes	33	
AMY KLOBUCHAR	0	0%
TOM STEYER	0	0%
TULSI GABBARD	0	0%
LEONARD J. STEINMAN II	0	0%
CORY BOOKER	0	0%
JOSEPH R. BIDEN	20	60.61%
ELIZABETH WARREN	0	0%
PETE BUTTIGIEG	0	0%
BERNIE SANDERS	13	39.39%
VELMA STEINMAN	0	0%
HENRY HEWES	0	0%
ANDREW YANG	0	0%
ROQUE DE LA FUENTE	0	0%
JOHN K. DELANEY	0	0%
JULIÁN CASTRO	0	0%
DEVAL PATRICK	0	0%
MARIANNE WILLIAMSON	0	0%
MICHAEL BENNET	0	0%
MICHAEL R. BLOOMBERG	0	0%
STEVE BURKE	0	0%
ROBBY WELLS	0	0%
WILLIAM C. (BILL) HAAS	0	0%
(UNCOMMITTED)	0	0%

UNITED STATES PRESIDENT (REPUBLICAN PARTY)		
Vote For 1		
Total Votes	56	
DONALD J TRUMP	56	100.00%
BOB ELY	0	0%
BILL WELD	0	0%
JOE WALSH	0	0%
MATTHEW JOHN MATERN	0	0%
(UNCOMMITTED)	0	0%

Tina Russell
Carol Erick

Precinct Summary Report
 PRESIDENTIAL PREFERENCE PRIMARY
 MARCH 10, 2020 - CHRISTIAN COUNTY, MISSOURI
 152_Presidential_Primary_Mar_10_2020
 13. LINCOLN 1
 OFFICIAL RESULTS

Date: 3/13/2020
 Time: 12:56:35 PM
 Page 1/1

Registered Voters 2,405 - Total Ballots 439 : 18.25%

Party Distribution		
Total Ballots	439	
CONSTITUTION PARTY	1	0.23%
GREEN PARTY	0	0%
LIBERTARIAN PARTY	0	0%
DEMOCRATIC PARTY	182	41.46%
REPUBLICAN PARTY	256	58.31%

UNITED STATES PRESIDENT (CONSTITUTION PARTY)		
Vote For 1		
Total Votes	1	
DON J. GRUNDMANN	0	0%
DON BLANKENSHIP	1	100.00%
(UNCOMMITTED)	0	0%

UNITED STATES PRESIDENT (GREEN PARTY)		
Vote For 1		
Total Votes	0	
HOWIE HAWKINS	0	0%
DARIO HUNTER	0	0%
DAVID ROLDE	0	0%
(UNCOMMITTED)	0	0%

UNITED STATES PRESIDENT (LIBERTARIAN PARTY)		
Vote For 1		
Total Votes	0	
JACOB HORNBERGER	0	0%
(UNCOMMITTED)	0	0%

UNITED STATES PRESIDENT (DEMOCRATIC PARTY)		
Vote For 1		
Total Votes	182	
AMY KLOBUCHAR	0	0%
TOM STEYER	0	0%
TULSI GABBARD	2	1.10%
LEONARD J. STEINMAN II	0	0%
CORY BOOKER	0	0%
JOSEPH R. BIDEN	114	62.64%
ELIZABETH WARREN	0	0%
PETE BUTTIGIEG	1	0.55%
BERNIE SANDERS	63	34.62%
VELMA STEINMAN	0	0%
HENRY HEWES	0	0%
ANDREW YANG	0	0%
ROQUE DE LA FUENTE	0	0%
JOHN K. DELANEY	0	0%
JULIÁN CASTRO	0	0%
DEVAL PATRICK	0	0%
MARIANNE WILLIAMSON	0	0%
MICHAEL BENNET	0	0%
MICHAEL R. BLOOMBERG	1	0.55%
STEVE BURKE	0	0%
ROBBY WELLS	0	0%
WILLIAM C. (BILL) HAAS	0	0%
(UNCOMMITTED)	1	0.55%

UNITED STATES PRESIDENT (REPUBLICAN PARTY)		
Vote For 1		
Total Votes	256	
DONALD J TRUMP	255	99.61%
BOB ELY	0	0%
BILL WELD	0	0%
JOE WALSH	1	0.39%
MATTHEW JOHN MATERN	0	0%
(UNCOMMITTED)	0	0%

Eric Ruse
Carol Esch

Precinct Summary Report
 PRESIDENTIAL PREFERENCE PRIMARY
 MARCH 10, 2020 - CHRISTIAN COUNTY, MISSOURI
 152_Presidential_Primary_Mar_10_2020
 15. NORTH LINN
 OFFICIAL RESULTS

Date: 3/13/2020
 Time: 12:56:35 PM
 Page 1/1

Registered Voters 752 - Total Ballots 205 : 27.26%

Party Distribution

Total Ballots	205	
CONSTITUTION PARTY	0	0%
GREEN PARTY	0	0%
LIBERTARIAN PARTY	0	0%
DEMOCRATIC PARTY	78	38.05%
REPUBLICAN PARTY	127	61.95%

UNITED STATES PRESIDENT
 (CONSTITUTION PARTY)

Vote For 1		
Total Votes	0	
DON J. GRUNDMANN	0	0%
DON BLANKENSHIP	0	0%
(UNCOMMITTED)	0	0%

UNITED STATES PRESIDENT
 (GREEN PARTY)

Vote For 1		
Total Votes	0	
HOWIE HAWKINS	0	0%
DARIO HUNTER	0	0%
DAVID ROLDE	0	0%
(UNCOMMITTED)	0	0%

UNITED STATES PRESIDENT
 (LIBERTARIAN PARTY)

Vote For 1		
Total Votes	0	
JACOB HORNBERGER	0	0%
(UNCOMMITTED)	0	0%

UNITED STATES PRESIDENT
 (DEMOCRATIC PARTY)

Vote For 1		
Total Votes	78	
AMY KLOBUCHAR	0	0%
TOM STEYER	0	0%
TULSI GABBARD	0	0%
LEONARD J. STEINMAN II	0	0%
CORY BOOKER	0	0%
JOSEPH R. BIDEN	58	74.36%
ELIZABETH WARREN	1	1.28%
PETE BUTTIGIEG	0	0%
BERNIE SANDERS	17	21.79%
VELMA STEINMAN	0	0%
HENRY HEWES	0	0%
ANDREW YANG	0	0%
ROQUE DE LA FUENTE	0	0%
JOHN K. DELANEY	0	0%
JULIÁN CASTRO	0	0%
DEVAL PATRICK	0	0%
MARIANNE WILLIAMSON	0	0%
MICHAEL BENNET	0	0%
MICHAEL R. BLOOMBERG	1	1.28%
STEVE BURKE	0	0%
ROBBY WELLS	0	0%
WILLIAM C. (BILL) HAAS	0	0%
(UNCOMMITTED)	1	1.28%

UNITED STATES PRESIDENT
 (REPUBLICAN PARTY)

Vote For 1		
Total Votes	127	
DONALD J TRUMP	125	98.43%
BOB ELY	2	1.57%
BILL WELD	0	0%
JOE WALSH	0	0%
MATTHEW JOHN MATERN	0	0%
(UNCOMMITTED)	0	0%

Don Russell
Carle Esch

Precinct Summary Report
 PRESIDENTIAL PREFERENCE PRIMARY
 MARCH 10, 2020 - CHRISTIAN COUNTY, MISSOURI
 152_Presidential_Primary_Mar_10_2020
 17. MCCRACKEN
 OFFICIAL RESULTS

Date: 3/13/2020
 Time: 12:56:35 PM
 Page 1/1

Registered Voters 1,759 - Total Ballots 321 : 18.25%

Party Distribution

Total Ballots	321	
CONSTITUTION PARTY	0	0%
GREEN PARTY	0	0%
LIBERTARIAN PARTY	0	0%
DEMOCRATIC PARTY	144	44.86%
REPUBLICAN PARTY	177	55.14%

UNITED STATES PRESIDENT
 (CONSTITUTION PARTY)

Vote For 1		
Total Votes	0	
DON J. GRUNDMANN	0	0%
DON BLANKENSHIP	0	0%
(UNCOMMITTED)	0	0%

UNITED STATES PRESIDENT
 (GREEN PARTY)

Vote For 1		
Total Votes	0	
HOWIE HAWKINS	0	0%
DARIO HUNTER	0	0%
DAVID ROLDE	0	0%
(UNCOMMITTED)	0	0%

UNITED STATES PRESIDENT
 (LIBERTARIAN PARTY)

Vote For 1		
Total Votes	0	
JACOB HORNBERGER	0	0%
(UNCOMMITTED)	0	0%

UNITED STATES PRESIDENT
 (DEMOCRATIC PARTY)

Vote For 1		
Total Votes	144	
AMY KLOBUCHAR	1	0.69%
TOM STEYER	0	0%
TULSI GABBARD	2	1.39%
LEONARD J. STEINMAN II	0	0%
CORY BOOKER	0	0%
JOSEPH R. BIDEN	69	47.92%
ELIZABETH WARREN	2	1.39%
PETE BUTTIGIEG	1	0.69%
BERNIE SANDERS	65	45.14%
VELMA STEINMAN	0	0%
HENRY HEWES	0	0%
ANDREW YANG	1	0.69%
ROQUE DE LA FUENTE	0	0%
JOHN K. DELANEY	0	0%
JULIÁN CASTRO	0	0%
DEVAL PÀTRICK	0	0%
MARIANNE WILLIAMSON	0	0%
MICHAEL BENNET	0	0%
MICHAEL R. BLOOMBERG	2	1.39%
STEVE BURKE	0	0%
ROBBY WELLS	1	0.69%
WILLIAM C. (BILL) HAAS	0	0%
(UNCOMMITTED)	0	0%

UNITED STATES PRESIDENT
 (REPUBLICAN PARTY)

Vote For 1		
Total Votes	177	
DONALD J TRUMP	175	98.87%
BOB ELY	1	0.56%
BILL WELD	1	0.56%
JOE WALSH	0	0%
MATTHEW JOHN MATERN	0	0%
(UNCOMMITTED)	0	0%

Don Russell
Clark Smith

Precinct Summary Report
 PRESIDENTIAL PREFERENCE PRIMARY
 MARCH 10, 2020 - CHRISTIAN COUNTY, MISSOURI
 152_Presidential_Primary_Mar_10_2020
 20. POLK
 OFFICIAL RESULTS

Date: 3/13/2020
 Time: 12:56:35 PM
 Page 1/1

Registered Voters 2,399 - Total Ballots 450 : 18.76%

Party Distribution		
Total Ballots	450	
CONSTITUTION PARTY	0	0%
GREEN PARTY	0	0%
LIBERTARIAN PARTY	1	0.22%
DEMOCRATIC PARTY	161	35.78%
REPUBLICAN PARTY	288	64.00%

UNITED STATES PRESIDENT (CONSTITUTION PARTY)		
Vote For 1		
Total Votes	0	
DON J. GRUNDMANN	0	0%
DON BLANKENSHIP	0	0%
(UNCOMMITTED)	0	0%

UNITED STATES PRESIDENT (GREEN PARTY)		
Vote For 1		
Total Votes	0	
HOWIE HAWKINS	0	0%
DARIO HUNTER	0	0%
DAVID ROLDE	0	0%
(UNCOMMITTED)	0	0%

UNITED STATES PRESIDENT (LIBERTARIAN PARTY)		
Vote For 1		
Total Votes	1	
JACOB HORNBERGER	1	100.00%
(UNCOMMITTED)	0	0%

UNITED STATES PRESIDENT (DEMOCRATIC PARTY)		
Vote For 1		
Total Votes	161	
AMY KLOBUCHAR	0	0%
TOM STEYER	0	0%
TULSI GABBARD	2	1.24%
LEONARD J. STEINMAN II	0	0%
CORY BOOKER	0	0%
JOSEPH R. BIDEN	106	65.84%
ELIZABETH WARREN	4	2.48%
PETE BUTTIGIEG	1	0.62%
BERNIE SANDERS	48	29.81%
VELMA STEINMAN	0	0%
HENRY HEWES	0	0%
ANDREW YANG	0	0%
ROQUE DE LA FUENTE	0	0%
JOHN K. DELANEY	0	0%
JULIÁN CASTRO	0	0%
DEVAL PATRICK	0	0%
MARIANNE WILLIAMSON	0	0%
MICHAEL BENNET	0	0%
MICHAEL R. BLOOMBERG	0	0%
STEVE BURKE	0	0%
ROBBY WELLS	0	0%
WILLIAM C. (BILL) HAAS	0	0%
(UNCOMMITTED)	0	0%

UNITED STATES PRESIDENT (REPUBLICAN PARTY)		
Vote For 1		
Total Votes	288	
DONALD J TRUMP	286	99.31%
BOB ELY	0	0%
BILL WELD	2	0.69%
JOE WALSH	0	0%
MATTHEW JOHN MATERN	0	0%
(UNCOMMITTED)	0	0%

Jim Kussel
Carle Essink

Precinct Summary Report
 PRESIDENTIAL PREFERENCE PRIMARY
 MARCH 10, 2020 - CHRISTIAN COUNTY, MISSOURI
 152_Presidential_Primary_Mar_10_2020
 21. UNION CHAPEL
 OFFICIAL RESULTS

Date: 3/13/2020
 Time: 12:56:35 PM
 Page 1/1

Registered Voters 3,025 - Total Ballots 611 : 20.20%

Party Distribution		
Total Ballots	611	
CONSTITUTION PARTY	1	0.16%
GREEN PARTY	0	0%
LIBERTARIAN PARTY	2	0.33%
DEMOCRATIC PARTY	289	47.30%
REPUBLICAN PARTY	319	52.21%

UNITED STATES PRESIDENT (CONSTITUTION PARTY)		
Vote For 1		
Total Votes	1	
DON J. GRUNDMANN	0	0%
DON BLANKENSHIP	1	100.00%
(UNCOMMITTED)	0	0%

UNITED STATES PRESIDENT (GREEN PARTY)		
Vote For 1		
Total Votes	0	
HOWIE HAWKINS	0	0%
DARIO HUNTER	0	0%
DAVID ROLDE	0	0%
(UNCOMMITTED)	0	0%

UNITED STATES PRESIDENT (LIBERTARIAN PARTY)		
Vote For 1		
Total Votes	2	
JACOB HORNBERGER	2	100.00%
(UNCOMMITTED)	0	0%

Tom Russel
Carle Esch

UNITED STATES PRESIDENT (DEMOCRATIC PARTY)		
Vote For 1		
Total Votes	289	
AMY KLOBUCHAR	0	0%
TOM STEYER	0	0%
TULSI GABBARD	3	1.04%
LEONARD J. STEINMAN II	0	0%
CORY BOOKER	0	0%
JOSEPH R. BIDEN	177	61.25%
ELIZABETH WARREN	1	0.35%
PETE BUTTIGIEG	1	0.35%
BERNIE SANDERS	105	36.33%
VELMA STEINMAN	0	0%
HENRY HEWES	0	0%
ANDREW YANG	1	0.35%
ROQUE DE LA FUENTE	0	0%
JOHN K. DELANEY	0	0%
JULIÁN CASTRO	0	0%
DEVAL PATRICK	0	0%
MARIANNE WILLIAMSON	0	0%
MICHAEL BENNET	0	0%
MICHAEL R. BLOOMBERG	0	0%
STEVE BURKE	0	0%
ROBBY WELLS	1	0.35%
WILLIAM C. (BILL) HAAS	0	0%
(UNCOMMITTED)	0	0%

UNITED STATES PRESIDENT (REPUBLICAN PARTY)		
Vote For 1		
Total Votes	319	
DONALD J TRUMP	315	98.75%
BOB ELY	0	0%
BILL WELD	0	0%
JOE WALSH	1	0.31%
MATTHEW JOHN MATERN	1	0.31%
(UNCOMMITTED)	2	0.63%

Precinct Summary Report
 PRESIDENTIAL PREFERENCE PRIMARY
 MARCH 10, 2020 - CHRISTIAN COUNTY, MISSOURI
 152_Presidential_Primary_Mar_10_2020
 22. ROSEDALE #1A
 OFFICIAL RESULTS

Date: 3/13/2020
 Time: 12:56:35 PM
 Page 1/1

Registered Voters 2,454 - Total Ballots 424 : 17.28%

Party Distribution		
Total Ballots	424	
CONSTITUTION PARTY	0	0%
GREEN PARTY	1	0.24%
LIBERTARIAN PARTY	3	0.71%
DEMOCRATIC PARTY	223	52.59%
REPUBLICAN PARTY	197	46.46%

UNITED STATES PRESIDENT (CONSTITUTION PARTY)		
Vote For 1		
Total Votes	0	
DON J. GRUNDMANN	0	0%
DON BLANKENSHIP	0	0%
(UNCOMMITTED)	0	0%

UNITED STATES PRESIDENT (GREEN PARTY)		
Vote For 1		
Total Votes	1	
HOWIE HAWKINS	1	100.00%
DARIO HUNTER	0	0%
DAVID ROLDE	0	0%
(UNCOMMITTED)	0	0%

UNITED STATES PRESIDENT (LIBERTARIAN PARTY)		
Vote For 1		
Total Votes	3	
JACOB HORNBERGER	3	100.00%
(UNCOMMITTED)	0	0%

UNITED STATES PRESIDENT (DEMOCRATIC PARTY)		
Vote For 1		
Total Votes	223	
AMY KLOBUCHAR	0	0%
TOM STEYER	0	0%
TULSI GABBARD	0	0%
LEONARD J. STEINMAN II	0	0%
CORY BOOKER	0	0%
JOSEPH R. BIDEN	129	57.85%
ELIZABETH WARREN	0	0%
PETE BUTTIGIEG	1	0.45%
BERNIE SANDERS	89	39.91%
VELMA STEINMAN	0	0%
HENRY HEWES	0	0%
ANDREW YANG	0	0%
ROQUE DE LA FUENTE	0	0%
JOHN K. DELANEY	0	0%
JULIÁN CASTRO	0	0%
DEVAL PATRICK	0	0%
MARIANNE WILLIAMSON	1	0.45%
MICHAEL BENNET	0	0%
MICHAEL R. BLOOMBERG	2	0.90%
STEVE BURKE	0	0%
ROBBY WELLS	0	0%
WILLIAM C. (BILL) HAAS	0	0%
(UNCOMMITTED)	1	0.45%

UNITED STATES PRESIDENT (REPUBLICAN PARTY)		
Vote For 1		
Total Votes	197	
DONALD J TRUMP	192	97.46%
BOB ELY	0	0%
BILL WELD	1	0.51%
JOE WALSH	2	1.02%
MATTHEW JOHN MATERN	0	0%
(UNCOMMITTED)	2	1.02%

Joe Kerner
Carl Ellis

Precinct Summary Report
 PRESIDENTIAL PREFERENCE PRIMARY
 MARCH 10, 2020 - CHRISTIAN COUNTY, MISSOURI
 152_Presidential_Primary_Mar_10_2020
 23. GARDEN GROVE
 OFFICIAL RESULTS

Date: 3/13/2020
 Time: 12:56:35 PM
 Page 1/1

Registered Voters 2,259 - Total Ballots 396 : 17.53%

Party Distribution		
Total Ballots	396	
CONSTITUTION PARTY	0	0%
GREEN PARTY	0	0%
LIBERTARIAN PARTY	1	0.25%
DEMOCRATIC PARTY	216	54.55%
REPUBLICAN PARTY	179	45.20%

UNITED STATES PRESIDENT (CONSTITUTION PARTY)		
Vote For 1		
Total Votes	0	
DON J. GRUNDMANN	0	0%
DON BLANKENSHIP	0	0%
(UNCOMMITTED)	0	0%

UNITED STATES PRESIDENT (GREEN PARTY)		
Vote For 1		
Total Votes	0	
HOWIE HAWKINS	0	0%
DARIO HUNTER	0	0%
DAVID ROLDE	0	0%
(UNCOMMITTED)	0	0%

UNITED STATES PRESIDENT (LIBERTARIAN PARTY)		
Vote For 1		
Total Votes	1	
JACOB HORNBERGER	1	100.00%
(UNCOMMITTED)	0	0%

UNITED STATES PRESIDENT (DEMOCRATIC PARTY)		
Vote For 1		
Total Votes	216	
AMY KLOBUCHAR	0	0%
TOM STEYER	0	0%
TULSI GABBARD	0	0%
LEONARD J. STEINMAN II	0	0%
CORY BOOKER -	0	0%
JOSEPH R. BIDEN	119	55.09%
ELIZABETH WARREN	4	1.85%
PETE BUTTIGIEG	1	0.46%
BERNIE SANDERS	89	41.20%
VELMA STEINMAN	0	0%
HENRY HEWES	0	0%
ANDREW YANG	0	0%
ROQUE DE LA FUENTE	0	0%
JOHN K. DELANEY	0	0%
JULIÁN CASTRO	0	0%
DEVAL PATRICK	0	0%
MARIANNE WILLIAMSON	0	0%
MICHAEL BENNET	0	0%
MICHAEL R. BLOOMBERG	1	0.46%
STEVE BURKE	0	0%
ROBBY WELLS	0	0%
WILLIAM C. (BILL) HAAS	0	0%
(UNCOMMITTED)	2	0.93%

UNITED STATES PRESIDENT (REPUBLICAN PARTY)		
Vote For 1		
Total Votes	179	
DONALD J TRUMP	173	96.65%
BOB ELY	0	0%
BILL WELD	3	1.68%
JOE WALSH	0	0%
MATTHEW JOHN MATERN	0	0%
(UNCOMMITTED)	3	1.68%

For Russell
Charles E. Smith

Precinct Summary Report
 PRESIDENTIAL PREFERENCE PRIMARY
 MARCH 10, 2020 - CHRISTIAN COUNTY, MISSOURI
 152_Presidential_Primary_Mar_10_2020
 24. NORTHVIEW #1
 OFFICIAL RESULTS

Date: 3/13/2020
 Time: 12:56:35 PM
 Page 1/1

Registered Voters 3,941 - Total Ballots 751 : 19.06%

Party Distribution		
Total Ballots	751	
CONSTITUTION PARTY	0	0%
GREEN PARTY	0	0%
LIBERTARIAN PARTY	2	0.27%
DEMOCRATIC PARTY	390	51.93%
REPUBLICAN PARTY	359	47.80%

UNITED STATES PRESIDENT (CONSTITUTION PARTY)		
Vote For 1		
Total Votes	0	
DON J. GRUNDMANN	0	0%
DON BLANKENSHIP	0	0%
(UNCOMMITTED)	0	0%

UNITED STATES PRESIDENT (GREEN PARTY)		
Vote For 1		
Total Votes	0	
HOWIE HAWKINS	0	0%
DARIO HUNTER	0	0%
DAVID ROLDE	0	0%
(UNCOMMITTED)	0	0%

UNITED STATES PRESIDENT (LIBERTARIAN PARTY)		
Vote For 1		
Total Votes	2	
JACOB HORNBERGER	2	100.00%
(UNCOMMITTED)	0	0%

UNITED STATES PRESIDENT (DEMOCRATIC PARTY)		
Vote For 1		
Total Votes	390	
AMY KLOBUCHAR	0	0%
TOM STEYER	0	0%
TULSI GABBARD	3	0.77%
LEONARD J. STEINMAN II	0	0%
CORY BOOKER	1	0.26%
JOSEPH R. BIDEN	240	61.54%
ELIZABETH WARREN	3	0.77%
PETE BUTTIGIEG	3	0.77%
BERNIE SANDERS	134	34.36%
VELMA STEINMAN	0	0%
HENRY HEWES	0	0%
ANDREW YANG	0	0%
ROQUE DE LA FUENTE	0	0%
JOHN K. DELANEY	1	0.26%
JULIÁN CASTRO	0	0%
DEVAL PATRICK	0	0%
MARIANNE WILLIAMSON	1	0.26%
MICHAEL BENNET	0	0%
MICHAEL R. BLOOMBERG	3	0.77%
STEVE BURKE	0	0%
ROBBY WELLS	0	0%
WILLIAM C. (BILL) HAAS	0	0%
(UNCOMMITTED)	1	0.26%

UNITED STATES PRESIDENT (REPUBLICAN PARTY)		
Vote For 1		
Total Votes	359	
DONALD J TRUMP	353	98.33%
BOB ELY	0	0%
BILL WELD	0	0%
JOE WALSH	1	0.28%
MATTHEW JOHN MATERN	0	0%
(UNCOMMITTED)	5	1.39%

Ann Russell
Carle Esent

Precinct Summary Report
 PRESIDENTIAL PREFERENCE PRIMARY
 MARCH 10, 2020 - CHRISTIAN COUNTY, MISSOURI
 152_Presidential_Primary_Mar_10_2020
 26. SPARTA
 OFFICIAL RESULTS

Date: 3/13/2020
 Time: 12:56:35 PM
 Page 1/1

Registered Voters 1,788 - Total Ballots 295 : 16.50%

Party Distribution		
Total Ballots	295	
CONSTITUTION PARTY	0	0%
GREEN PARTY	0	0%
LIBERTARIAN PARTY	0	0%
DEMOCRATIC PARTY	102	34.58%
REPUBLICAN PARTY	193	65.42%



UNITED STATES PRESIDENT (CONSTITUTION PARTY)		
Vote For 1		
Total Votes	0	
DON J. GRUNDMANN	0	0%
DON BLANKENSHIP (UNCOMMITTED)	0	0%

UNITED STATES PRESIDENT (GREEN PARTY)		
Vote For 1		
Total Votes	0	
HOWIE HAWKINS	0	0%
DARIO HUNTER	0	0%
DAVID ROLDE (UNCOMMITTED)	0	0%

UNITED STATES PRESIDENT (LIBERTARIAN PARTY)		
Vote For 1		
Total Votes	0	
JACOB HORNBERGER	0	0%
(UNCOMMITTED)	0	0%

UNITED STATES PRESIDENT (DEMOCRATIC PARTY)		
Vote For 1		
Total Votes	102	
AMY KLOBUCHAR	0	0%
TOM STEYER	0	0%
TULSI GABBARD	0	0%
LEONARD J. STEINMAN II	0	0%
CORY BOOKER	1	0.98%
JOSEPH R. BIDEN	70	68.63%
ELIZABETH WARREN	3	2.94%
PETE BUTTIGIEG	0	0%
BERNIE SANDERS	28	27.45%
VELMA STEINMAN	0	0%
HENRY HEWES	0	0%
ANDREW YANG	0	0%
ROQUE DE LA FUENTE	0	0%
JOHN K. DELANEY	0	0%
JULIÁN CASTRO	0	0%
DEVAL PATRICK	0	0%
MARIANNE WILLIAMSON	0	0%
MICHAEL BENNET	0	0%
MICHAEL R. BLOOMBERG	0	0%
STEVE BURKE	0	0%
ROBBY WELLS	0	0%
WILLIAM C. (BILL) HAAS (UNCOMMITTED)	0	0%

UNITED STATES PRESIDENT (REPUBLICAN PARTY)		
Vote For 1		
Total Votes	193	
DONALD J TRUMP	186	96.37%
BOB ELY	1	0.52%
BILL WELD	0	0%
JOE WALSH	3	1.55%
MATTHEW JOHN MATERN	1	0.52%
(UNCOMMITTED)	2	1.04%

Lois Russell 
Casey Creek 

Precinct Summary Report
 PRESIDENTIAL PREFERENCE PRIMARY
 MARCH 10, 2020 - CHRISTIAN COUNTY, MISSOURI
 152_Presidential_Primary_Mar_10_2020
 27. UNION CHAPEL #2
 OFFICIAL RESULTS

Date: 3/13/2020
 Time: 12:56:36 PM
 Page 1/1

Registered Voters 3,451 - Total Ballots 636 : 18.43%

Party Distribution		
Total Ballots	636	
CONSTITUTION PARTY	0	0%
GREEN PARTY	0	0%
LIBERTARIAN PARTY	0	0%
DEMOCRATIC PARTY	329	51.73%
REPUBLICAN PARTY	307	48.27%

UNITED STATES PRESIDENT (CONSTITUTION PARTY)		
Vote For 1		
Total Votes	0	
DON J. GRUNDMANN	0	0%
DON BLANKENSHIP	0	0%
(UNCOMMITTED)	0	0%

UNITED STATES PRESIDENT (GREEN PARTY)		
Vote For 1		
Total Votes	0	
HOWIE HAWKINS	0	0%
DARIO HUNTER	0	0%
DAVID ROLDE	0	0%
(UNCOMMITTED)	0	0%

UNITED STATES PRESIDENT (LIBERTARIAN PARTY)		
Vote For 1		
Total Votes	0	
JACOB HORNBERGER	0	0%
(UNCOMMITTED)	0	0%

UNITED STATES PRESIDENT (DEMOCRATIC PARTY)		
Vote For 1		
Total Votes	329	
AMY KLOBUCHAR	4	1.22%
TOM STEYER	1	0.30%
TULSI GABBARD	1	0.30%
LEONARD J. STEINMAN II	0	0%
CORY BOOKER	0	0%
JOSEPH R. BIDEN	194	58.97%
ELIZABETH WARREN	4	1.22%
PETE BUTTIGIEG	0	0%
BERNIE SANDERS	123	37.39%
VELMA STEINMAN	0	0%
HENRY HEWES	0	0%
ANDREW YANG	1	0.30%
ROQUE DE LA FUENTE	0	0%
JOHN K. DELANEY	0	0%
JULIÁN CASTRO	0	0%
DEVAL PATRICK	0	0%
MARIANNE WILLIAMSON	0	0%
MICHAEL BENNET	0	0%
MICHAEL R. BLOOMBERG	1	0.30%
STEVE BURKE	0	0%
ROBBY WELLS	0	0%
WILLIAM C. (BILL) HAAS	0	0%
(UNCOMMITTED)	0	0%

UNITED STATES PRESIDENT (REPUBLICAN PARTY)		
Vote For 1		
Total Votes	307	
DONALD J TRUMP	299	97.39%
BOB ELY	1	0.33%
BILL WELD	2	0.65%
JOE WALSH	3	0.98%
MATTHEW JOHN MATERN	1	0.33%
(UNCOMMITTED)	1	0.33%

Don Lund
Carol Creek

Precinct Summary Report
 PRESIDENTIAL PREFERENCE PRIMARY
 MARCH 10, 2020 - CHRISTIAN COUNTY, MISSOURI
 152_Presidential_Primary_Mar_10_2020
 28. ROSEDALE #2
 OFFICIAL RESULTS

Date: 3/13/2020
 Time: 12:56:36 PM
 Page 1/1

Registered Voters 2,013 - Total Ballots 433 : 21.51%

Party Distribution		
Total Ballots	433	
CONSTITUTION PARTY	0	0%
GREEN PARTY	0	0%
LIBERTARIAN PARTY	0	0%
DEMOCRATIC PARTY	236	54.50%
REPUBLICAN PARTY	197	45.50%

UNITED STATES PRESIDENT (CONSTITUTION PARTY)		
Vote For 1		
Total Votes	0	
DON J. GRUNDMANN	0	0%
DON BLANKENSHIP	0	0%
(UNCOMMITTED)	0	0%

UNITED STATES PRESIDENT (GREEN PARTY)		
Vote For 1		
Total Votes	0	
HOWIE HAWKINS	0	0%
DARIO HUNTER	0	0%
DAVID ROLDE	0	0%
(UNCOMMITTED)	0	0%

UNITED STATES PRESIDENT (LIBERTARIAN PARTY)		
Vote For 1		
Total Votes	0	
JACOB HORNBERGER	0	0%
(UNCOMMITTED)	0	0%

UNITED STATES PRESIDENT (DEMOCRATIC PARTY)		
Vote For 1		
Total Votes	235	
AMY KLOBUCHAR	1	0.43%
TOM STEYER	0	0%
TULSI GABBARD	4	1.70%
LEONARD J. STEINMAN II	0	0%
CORY BOOKER	0	0%
JOSEPH R. BIDEN	141	60.00%
ELIZABETH WARREN	0	0%
PETE BUTTIGIEG	1	0.43%
BERNIE SANDERS	84	35.74%
VELMA STEINMAN	0	0%
HENRY HEWES	0	0%
ANDREW YANG	0	0%
ROQUE DE LA FUENTE	0	0%
JOHN K. DELANEY	0	0%
JULIÁN CASTRO	0	0%
DEVAL PATRICK	0	0%
MARIANNE WILLIAMSON	0	0%
MICHAEL BENNET	0	0%
MICHAEL R. BLOOMBERG	4	1.70%
STEVE BURKE	0	0%
ROBBY WELLS	0	0%
WILLIAM C. (BILL) HAAS	0	0%
(UNCOMMITTED)	0	0%

UNITED STATES PRESIDENT (REPUBLICAN PARTY)		
Vote For 1		
Total Votes	197	
DONALD J TRUMP	195	98.98%
BOB ELY	0	0%
BILL WELD	1	0.51%
JOE WALSH	1	0.51%
MATTHEW JOHN MATERN	0	0%
(UNCOMMITTED)	0	0%

Joe Kusser
Carl Creek

Registered Voters 2,117 - Total Ballots 369 : 17.43%

Party Distribution		
Total Ballots	369	
CONSTITUTION PARTY	1	0.27%
GREEN PARTY	0	0%
LIBERTARIAN PARTY	0	0%
DEMOCRATIC PARTY	225	60.98%
REPUBLICAN PARTY	143	38.75%

UNITED STATES PRESIDENT (CONSTITUTION PARTY)		
Vote For 1		
Total Votes	1	
DON J. GRUNDMANN	0	0%
DON BLANKENSHIP	0	0%
(UNCOMMITTED)	1	100.00%


UNITED STATES PRESIDENT (GREEN PARTY)		
Vote For 1		
Total Votes	0	
HOWIE HAWKINS	0	0%
DARIO HUNTER	0	0%
DAVID ROLDE	0	0%
(UNCOMMITTED)	0	0%

UNITED STATES PRESIDENT (LIBERTARIAN PARTY)		
Vote For 1		
Total Votes	0	
JACOB HORNBERGER	0	0%
(UNCOMMITTED)	0	0%

UNITED STATES PRESIDENT (DEMOCRATIC PARTY)		
Vote For 1		
Total Votes	225	
AMY KLOBUCHAR	0	0%
TOM STEYER	0	0%
TULSI GABBARD	6	2.67%
LEONARD J. STEINMAN II	0	0%
CORY BOOKER	0	0%
JOSEPH R. BIDEN	131	58.22%
ELIZABETH WARREN	1	0.44%
PETE BUTTIGIEG	1	0.44%
BERNIE SANDERS	84	37.33%
VELMA STEINMAN	0	0%
HENRY HEWES	0	0%
ANDREW YANG	0	0%
ROQUE DE LA FUENTE	0	0%
JOHN K. DELANEY	0	0%
JULIÁN CASTRO	0	0%
DEVAL PATRICK	0	0%
MARIANNE WILLIAMSON	0	0%
MICHAEL BENNET	1	0.44%
MICHAEL R. BLOOMBERG	1	0.44%
STEVE BURKE	0	0%
ROBBY WELLS	0	0%
WILLIAM C. (BILL) HAAS	0	0%
(UNCOMMITTED)	0	0%

UNITED STATES PRESIDENT (REPUBLICAN PARTY)		
Vote For 1		
Total Votes	143	
DONALD J TRUMP	142	99.30%
BOB ELY	0	0%
BILL WELD	0	0%
JOE WALSH	0	0%
MATTHEW JOHN MATERN	0	0%
(UNCOMMITTED)	1	0.70%

Joe Busch
Carl Cassin



Registered Voters 2,248 - Total Ballots 381 : 16.95%

Party Distribution		
Total Ballots	381	
CONSTITUTION PARTY	0	0%
GREEN PARTY	0	0%
LIBERTARIAN PARTY	0	0%
DEMOCRATIC PARTY	208	54.59%
REPUBLICAN PARTY	173	45.41%


UNITED STATES PRESIDENT (CONSTITUTION PARTY)		
Vote For 1		
Total Votes	0	
DON J. GRUNDMANN	0	0%
DON BLANKENSHIP	0	0%
(UNCOMMITTED)	0	0%

UNITED STATES PRESIDENT (GREEN PARTY)		
Vote For 1		
Total Votes	0	
HOWIE HAWKINS	0	0%
DARIO HUNTER	0	0%
DAVID ROLDE	0	0%
(UNCOMMITTED)	0	0%

UNITED STATES PRESIDENT (LIBERTARIAN PARTY)		
Vote For 1		
Total Votes	0	
JACOB HORNBERGER	0	0%
(UNCOMMITTED)	0	0%

UNITED STATES PRESIDENT (DEMOCRATIC PARTY)		
Vote For 1		
Total Votes	208	
AMY KLOBUCHAR	1	0.48%
TOM STEYER	0	0%
TULSI GABBARD	0	0%
LEONARD J. STEINMAN II	0	0%
CORY BOOKER	0	0%
JOSEPH R. BIDEN	110	52.88%
ELIZABETH WARREN	1	0.48%
PETE BUTTIGIEG	1	0.48%
BERNIE SANDERS	94	45.19%
VELMA STEINMAN	0	0%
HENRY HEWES	0	0%
ANDREW YANG	0	0%
ROQUE DE LA FUENTE	0	0%
JOHN K. DELANEY	0	0%
JULIÁN CASTRO	0	0%
DEVAL PATRICK	0	0%
MARIANNE WILLIAMSON	0	0%
MICHAEL BENNET	0	0%
MICHAEL R. BLOOMBERG	1	0.48%
STEVE BURKE	0	0%
ROBBY WELLS	0	0%
WILLIAM C. (BILL) HAAS	0	0%
(UNCOMMITTED)	0	0%

UNITED STATES PRESIDENT (REPUBLICAN PARTY)		
Vote For 1		
Total Votes	173	
DONALD J TRUMP	167	96.53%
BOB ELY	1	0.58%
BILL WELD	3	1.73%
JOE WALSH	0	0%
MATTHEW JOHN MATERN	1	0.58%
(UNCOMMITTED)	1	0.58%

Donna Russel
Carol Eppink


Precinct Summary Report
 PRESIDENTIAL PREFERENCE PRIMARY
 MARCH 10, 2020 - CHRISTIAN COUNTY, MISSOURI
 152_Presidential_Primary_Mar_10_2020
 32, CASSIDY #2
 OFFICIAL RESULTS

Date: 3/13/2020
 Time: 12:56:36 PM
 Page 1/1

Registered Voters 3,392 - Total Ballots 604 : 17.81%

Party Distribution		
Total Ballots	604	
CONSTITUTION PARTY	0	0%
GREEN PARTY	0	0%
LIBERTARIAN PARTY	1	0.17%
DEMOCRATIC PARTY	294	48.68%
REPUBLICAN PARTY	309	51.16%


UNITED STATES PRESIDENT (CONSTITUTION PARTY)		
Vote For 1		
Total Votes	0	
DON J. GRUNDMANN	0	0%
DON BLANKENSHIP	0	0%
(UNCOMMITTED)	0	0%

UNITED STATES PRESIDENT (GREEN PARTY)		
Vote For 1		
Total Votes	0	
HOWIE HAWKINS	0	0%
DARIO HUNTER	0	0%
DAVID ROLDE	0	0%
(UNCOMMITTED)	0	0%

UNITED STATES PRESIDENT (LIBERTARIAN PARTY)		
Vote For 1		
Total Votes	1	
JACOB HORNBERGER	1	100.00%
(UNCOMMITTED)	0	0%

UNITED STATES PRESIDENT (DEMOCRATIC PARTY)		
Vote For 1		
Total Votes	294	
AMY KLOBUCHAR	0	0%
TOM STEYER	0	0%
TULSI GABBARD	2	0.68%
LEONARD J. STEINMAN II	0	0%
CORY BOOKER	0	0%
JOSEPH R. BIDEN	192	65.31%
ELIZABETH WARREN	0	0%
PETE BUTTIGIEG	0	0%
BERNIE SANDERS	99	33.67%
VELMA STEINMAN	0	0%
HENRY HEWES	0	0%
ANDREW YANG	0	0%
ROQUE DE LA FUENTE	0	0%
JOHN K. DELANEY	0	0%
JULIÁN CASTRO	0	0%
DEVAL PATRICK	0	0%
MARIANNE WILLIAMSON	0	0%
MICHAEL BENNET	0	0%
MICHAEL R. BLOOMBERG	1	0.34%
STEVE BURKE	0	0%
ROBBY WELLS	0	0%
WILLIAM C. (BILL) HAAS	0	0%
(UNCOMMITTED)	0	0%

UNITED STATES PRESIDENT (REPUBLICAN PARTY)		
Vote For 1		
Total Votes	309	
DONALD J TRUMP	305	98.71%
BOB ELY	0	0%
BILL WELD	1	0.32%
JOE WALSH	2	0.65%
MATTHEW JOHN MATERN	0	0%
(UNCOMMITTED)	1	0.32%

Lisa Russell
Carol Essick


Precinct Summary Report
 PRESIDENTIAL PREFERENCE PRIMARY
 MARCH 10, 2020 - CHRISTIAN COUNTY, MISSOURI
 152_Presidential_Primary_Mar_10_2020
 33. LINCOLN #2
 OFFICIAL RESULTS

Date: 3/13/2020
 Time: 12:56:36 PM
 Page 1/1

Registered Voters 1,574 - Total Ballots 237 : 15.06%

Party Distribution		
Total Ballots	237	
CONSTITUTION PARTY	1	0.42%
GREEN PARTY	0	0%
LIBERTARIAN PARTY	0	0%
DEMOCRATIC PARTY	91	38.40%
REPUBLICAN PARTY	145	61.18%

UNITED STATES PRESIDENT (CONSTITUTION PARTY)		
Vote For 1		
Total Votes	1	
DON J. GRUNDMANN	1	100.00%
DON BLANKENSHIP	0	0%
(UNCOMMITTED)	0	0%

UNITED STATES PRESIDENT (GREEN PARTY)		
Vote For 1		
Total Votes	0	
HOWIE HAWKINS	0	0%
DARIO HUNTER	0	0%
DAVID ROLDE	0	0%
(UNCOMMITTED)	0	0%

UNITED STATES PRESIDENT (LIBERTARIAN PARTY)		
Vote For 1		
Total Votes	0	
JACOB HORNBERGER	0	0%
(UNCOMMITTED)	0	0%

UNITED STATES PRESIDENT (DEMOCRATIC PARTY)		
Vote For 1		
Total Votes	91	
AMY KLOBUCHAR	0	0%
TOM STEYER	0	0%
TULSI GABBARD	0	0%
LEONARD J. STEINMAN II	0	0%
CORY BOOKER	0	0%
JOSEPH R. BIDEN	59	64.84%
ELIZABETH WARREN	1	1.10%
PETE BUTTIGIEG	0	0%
BERNIE SANDERS	31	34.07%
VELMA STEINMAN	0	0%
HENRY HEWES	0	0%
ANDREW YANG	0	0%
ROQUE DE LA FUENTE	0	0%
JOHN K. DELANEY	0	0%
JULIÁN CASTRO	0	0%
DEVAL PATRICK	0	0%
MARIANNE WILLIAMSON	0	0%
MICHAEL BENNET	0	0%
MICHAEL R. BLOOMBERG	0	0%
STEVE BURKE	0	0%
ROBBY WELLS	0	0%
WILLIAM C. (BILL) HAAS	0	0%
(UNCOMMITTED)	0	0%

UNITED STATES PRESIDENT (REPUBLICAN PARTY)		
Vote For 1		
Total Votes	145	
DONALD J TRUMP	143	98.62%
BOB ELY	0	0%
BILL WELD	2	1.38%
JOE WALSH	0	0%
MATTHEW JOHN MATERN	0	0%
(UNCOMMITTED)	0	0%

Ann Bussey
Carol Bussey
[Signature]