

Precinct Summary Report
 PRIMARY ELECTION - TUESDAY, AUGUST 2, 2022
 CHRISTIAN COUNTY, MISSOURI
 Election Results
 ABSENTEE
 OFFICIAL

Date: 8/5/2022
 Time: 12:02:23 PM
 Page 1/5

Registered Voters 0 - Total Ballots 901 : N/A

Party Distribution

Total Ballots	901	
NON-PARTISAN	0	0%
REPUBLICAN PARTY	731	81.13%
DEMOCRATIC PARTY	169	18.76%
LIBERTARIAN PARTY	1	0.11%
CONSTITUTION PARTY	0	0%

US SENATOR
 (REPUBLICAN PARTY)

Vote For 1 Total Votes	722	
PATRICK A LEWIS	5	0.69%
ERIC SCHMITT	249	34.49%
BILLY LONG	131	18.14%
ERIC GREITENS	83	11.50%
BERNIE MOWINSKI	4	0.55%
C.W. GARDNER	4	0.55%
DESHON PORTER	0	0%
VICKY HARTZLER	183	25.35%
DAVE SIMS	4	0.55%
MARK McCLOSKEY	34	4.71%
ERIC McELROY	5	0.69%
DENNIS LEE CHILTON	2	0.28%
ROBERT ALLEN	4	0.55%
DAVE SCHATZ	9	1.25%
HARTFORD TUNNELL	0	0%
KEVIN C. SCHEPERS	1	0.14%
RICKEY JOINER	3	0.42%
ROBERT OLSON	0	0%
RUSSEL PEALER BREYFOGLE Jr	0	0%
DARRELL LEON McCLANAHAN III	0	0%
CURTIS D. VAUGHN	1	0.14%

STATE AUDITOR
 (REPUBLICAN PARTY)

Vote For 1 Total Votes	654	
DAVID GREGORY	242	37.00%
SCOTT FITZPATRICK	412	63.00%

US REPRESENTATIVE DISTRICT 7
 (REPUBLICAN PARTY)

Vote For 1 Total Votes	719	
JAY WASSON	219	30.46%
ERIC BURLISON	243	33.80%
AUDREY RICHARDS	16	2.23%
CAMILLE LOMBARDI-OLIVE	10	1.39%
SAM ALEXANDER	25	3.48%
ALEX BYRANT	157	21.84%
PAUL WALKER	5	0.70%
MIKE MOON	44	6.12%

STATE REPRESENTATIVE DISTRICT 138
 (REPUBLICAN PARTY)

Vote For 1 Total Votes	67	
BRAD HUDSON	67	100.00%

STATE REPRESENTATIVE DISTRICT 139
 (REPUBLICAN PARTY)

Vote For 1 Total Votes	249	
BOB TITUS	249	100.00%

STATE REPRESENTATIVE DISTRICT 140
 (REPUBLICAN PARTY)

Vote For 1 Total Votes	290	
JAMIE RAY GRAGG	176	60.69%
DANNY GARRISON	114	39.31%

Carlo Esch
Don Russell

Precinct Summary Report
 PRIMARY ELECTION - TUESDAY, AUGUST 2, 2022
 CHRISTIAN COUNTY, MISSOURI
 Election Results
 ABSENTEE
 OFFICIAL

Date: 8/5/2022
 Time: 12:02:23 PM
 Page 2/5

Registered Voters 0 - Total Ballots 901 : N/A

CIRCUIT JUDGE CIRCUIT 38 DIVISION 2
 (REPUBLICAN PARTY)

Vote For 1		
Total Votes	583	
JESSICA KRUSE	583	100.00%

RECORDER OF DEEDS
 (REPUBLICAN PARTY)

Vote For 1		
Total Votes	582	
KELLY BLUNT HALL	582	100.00%

ASSOCIATE CIRCUIT JUDGE DIVISION 3
 (REPUBLICAN PARTY)

Vote For 1		
Total Votes	577	
STEVEN WARD	577	100.00%

PROSECUTING ATTORNEY
 (REPUBLICAN PARTY)

Vote For 1		
Total Votes	563	
KRISTEN TUOHY AVILA	563	100.00%

ASSOCIATE CIRCUIT JUDGE DIVISION 4
 (REPUBLICAN PARTY)

Vote For 1		
Total Votes	587	
DOUG BACON	587	100.00%

COLLECTOR OF REVENUE
 (REPUBLICAN PARTY)

Vote For 1		
Total Votes	603	
TED NICHOLS	603	100.00%

PRESIDING COMMISSIONER
 (REPUBLICAN PARTY)

Vote For 1		
Total Votes	691	
RALPH PHILLIPS	253	36.61%
LYNN MORRIS	331	47.90%
TIMOTHY PEAK	107	15.48%

COUNTY AUDITOR
 (REPUBLICAN PARTY)

Vote For 1		
Total Votes	579	
AMY DENT	579	100.00%

COUNTY CLERK
 (REPUBLICAN PARTY)

Vote For 1		
Total Votes	582	
PAULA BRUMFIELD	582	100.00%

CASSIDY 2 TOWNSHIP COMMITTEEWOMAN
 (REPUBLICAN PARTY)

Vote For 1		
Total Votes	49	
CHRISTINA TONSING	18	36.73%
SUSAN G. (SAM) YARNELL	31	63.27%

CLERK OF THE CIRCUIT COURT
 (REPUBLICAN PARTY)

Vote For 1		
Total Votes	584	
BARBIE BARNETT-STILLINGS	584	100.00%

EAST FINLEY TOWNSHIP COMMITTEEWOMAN
 (REPUBLICAN PARTY)

Vote For 1		
Total Votes	37	
JULIA MAPLES	31	83.78%
DAPHNE BROWN	6	16.22%

Carla Cassie *John L. Ornduff*
Joe Russett *Tom*

Precinct Summary Report
 PRIMARY ELECTION - TUESDAY, AUGUST 2, 2022
 CHRISTIAN COUNTY, MISSOURI
 Election Results
 ABSENTEE
 OFFICIAL

Date: 8/5/2022
 Time: 12:02:23 PM
 Page 3/5

Registered Voters 0 - Total Ballots 901 : N/A

NORTH LINN TOWNSHIP COMMITTEEMAN (REPUBLICAN PARTY)			
Vote For 1			
Total Votes	5		
WALT MARTENS	4	80.00%	
CHRIS SCHAFFER	1	20.00%	

POLK TOWNSHIP COMMITTEEWOMAN (REPUBLICAN PARTY)			
Vote For 1			
Total Votes	21		
PAULETTE OVERALL	13	61.90%	
CAROLYN SIPES	8	38.10%	

NORTH LINN TOWNSHIP COMMITTEEWOMAN (REPUBLICAN PARTY)			
Vote For 1			
Total Votes	5		
WANDA MARTENS	3	60.00%	
ALEXIS SCHAFFER	2	40.00%	

RIVERSIDE TOWNSHIP COMMITTEEMAN (REPUBLICAN PARTY)			
Vote For 1			
Total Votes	68		
EDDIE CAMPBELL	34	50.00%	
LUKE SPANGLER	19	27.94%	
RON HALL	15	22.06%	

NORTHVIEW A TOWNSHIP COMMITTEEMAN (REPUBLICAN PARTY)			
Vote For 1			
Total Votes	23		
VICTOR SCALISE	13	56.52%	
JACK KARNES	10	43.48%	

RIVERSIDE TOWNSHIP COMMITTEEWOMAN (REPUBLICAN PARTY)			
Vote For 1			
Total Votes	59		
JULIE CHAPIN	36	61.02%	
JOAN BRYANT	23	38.98%	

NORTHVIEW A TOWNSHIP COMMITTEEWOMAN (REPUBLICAN PARTY)			
Vote For 1			
Total Votes	22		
SANDY KARNES	13	59.09%	
TAMRHA L. SCALISE	9	40.91%	

ROSEDALE 1B TOWNSHIP COMMITTEEMAN (REPUBLICAN PARTY)			
Vote For 1			
Total Votes	12		
C. HOWARD FLANAGAN	7	58.33%	
DAVID D. SMITH	5	41.67%	

POLK TOWNSHIP COMMITTEEMAN (REPUBLICAN PARTY)			
Vote For 1			
Total Votes	22		
STEVEN DARRYL SIPES	12	54.55%	
GARY BUSTER	10	45.45%	

UNION CHAPEL 1A TOWNSHIP COMMITTEEWOMAN (REPUBLICAN PARTY)			
Vote For 1			
Total Votes	29		
CONETTA TAYLOR	9	31.03%	
PAT HACKETT	20	68.97%	

Carla Smith
For Runoff
John L. Graham
For

Precinct Summary Report
 PRIMARY ELECTION - TUESDAY, AUGUST 2, 2022
 CHRISTIAN COUNTY, MISSOURI
 Election Results
 ABSENTEE
 OFFICIAL

Date: 8/5/2022
 Time: 12:02:23 PM
 Page 4/5

Registered Voters 0 - Total Ballots 901 : N/A

US SENATOR (DEMOCRATIC PARTY)		
Vote For 1		
Total Votes	167	
LEWIS ROLEN	5	2.99%
GENA ROSS	16	9.58%
CARLA COFFEE WRIGHT	8	4.79%
JOSH SHIPP	1	0.60%
SPENCER TODER	5	2.99%
LUCAS KUNCE	77	46.11%
JEWEL KELLY	7	4.19%
CLARENCE (CLAY) TAYLOR	3	1.80%
PAT KELLY	2	1.20%
TRUDY BUSCH VALENTINE	39	23.35%
RONALD (RON) WILLIAM HARRIS	4	2.40%

US SENATOR (LIBERTARIAN PARTY)		
Vote For 1		
Total Votes	1	
JONATHAN DINE	1	100.00%

STATE AUDITOR (LIBERTARIAN PARTY)		
Vote For 1		
Total Votes	1	
JOHN A. HARTWIG Jr.	1	100.00%

US REPRESENTATIVE DISTRICT 7 (LIBERTARIAN PARTY)		
Vote For 1		
Total Votes	1	
KEVIN CRAIG	1	100.00%

STATE AUDITOR (DEMOCRATIC PARTY)		
Vote For 1		
Total Votes	163	
ALAN GREEN	163	100.00%

US SENATOR (CONSTITUTION PARTY)		
Vote For 1		
Total Votes	0	
PAUL VENABLE	0	0%

US REPRESENTATIVE DISTRICT 7 (DEMOCRATIC PARTY)		
Vote For 1		
Total Votes	166	
JOHN M. WOODMAN	67	40.36%
KRISTEN RADAKER-SHEAFER	76	45.78%
BRYCE F. LOCKWOOD	23	13.86%

CITY OF CLEVER QUESTION		
Total Votes	8	
YES	8	100.00%
NO	0	0%

STATE REPRESENTATIVE DISTRICT 140 (DEMOCRATIC PARTY)		
Vote For 1		
Total Votes	74	
AMY FREELAND	74	100.00%

CITY OF REPUBLIC QUESTION 1		
Total Votes	6	
YES	4	66.67%
NO	2	33.33%

Carla Coffee Wright
John Shipp
Trudy Busch Valentine

Precinct Summary Report
PRIMARY ELECTION - TUESDAY, AUGUST 2, 2022
CHRISTIAN COUNTY, MISSOURI
Election Results
ABSENTEE
OFFICIAL

Date: 8/5/2022
Time: 12:02:23 PM
Page 5/5

Registered Voters 0 - Total Ballots 901 : N/A

CITY OF REPUBLIC QUESTION 2

Total Votes	6	
YES	5	83.33%
NO	1	16.67%

Carle E. Smith

Tom Rupp

Golden L. Bralver

[Signature]

Precinct Summary Report
 PRIMARY ELECTION - TUESDAY, AUGUST 2, 2022
 CHRISTIAN COUNTY, MISSOURI
 Election Results
 1. E. BENTON/3. BRUNER
 OFFICIAL

Date: 8/5/2022
 Time: 12:02:16 PM
 Page 1/3

Registered Voters 867 - Total Ballots 248 : 28.60%

Party Distribution

Total Ballots	248	
NON-PARTISAN	0	0%
REPUBLICAN PARTY	232	93.55%
DEMOCRATIC PARTY	14	5.65%
LIBERTARIAN PARTY	1	0.40%
CONSTITUTION PARTY	1	0.40%

US SENATOR
 (REPUBLICAN PARTY)

Vote For 1 Total Votes	231	
PATRICK A LEWIS	2	0.87%
ERIC SCHMITT	94	40.69%
BILLY LONG	42	18.18%
ERIC GREITENS	47	20.35%
BERNIE MOWINSKI	0	0%
C.W. GARDNER	1	0.43%
DESHON PORTER	0	0%
VICKY HARTZLER	39	16.88%
DAVE SIMS	0	0%
MARK McCLOSKEY	1	0.43%
ERIC McELROY	1	0.43%
DENNIS LEE CHILTON	0	0%
ROBERT ALLEN	0	0%
DAVE SCHATZ	3	1.30%
HARTFORD TUNNELL	0	0%
KEVIN C. SCHEPERS	0	0%
RICKEY JOINER	0	0%
ROBERT OLSON	0	0%
RUSSEL PEALER BREYFOGLE	0	0%
Jr		
DARRELL LEON McCLANAHAN	1	0.43%
III		
CURTIS D. VAUGHN	0	0%

STATE AUDITOR
 (REPUBLICAN PARTY)

Vote For 1 Total Votes	215	
DAVID GREGORY	76	35.35%
SCOTT FITZPATRICK	139	64.65%

US REPRESENTATIVE DISTRICT 7
 (REPUBLICAN PARTY)

Vote For 1 Total Votes	230	
JAY WASSON	44	19.13%
ERIC BURLISON	111	48.26%
AUDREY RICHARDS	2	0.87%
CAMILLE LOMBARDI-OLIVE	3	1.30%
SAM ALEXANDER	15	6.52%
ALEX BYRANT	43	18.70%
PAUL WALKER	3	1.30%
MIKE MOON	9	3.91%

STATE REPRESENTATIVE DISTRICT 138
 (REPUBLICAN PARTY)

Vote For 1 Total Votes	3	
BRAD HUDSON	3	100.00%

STATE REPRESENTATIVE DISTRICT 140
 (REPUBLICAN PARTY)

Vote For 1 Total Votes	206	
JAMIE RAY GRAGG	116	56.31%
DANNY GARRISON	90	43.69%

CIRCUIT JUDGE CIRCUIT 38 DIVISION 2
 (REPUBLICAN PARTY)

Vote For 1 Total Votes	178	
JESSICA KRUSE	178	100.00%

Carl Esch
Ann Russell
Robt Lord

Precinct Summary Report
 PRIMARY ELECTION - TUESDAY, AUGUST 2, 2022
 CHRISTIAN COUNTY, MISSOURI
 Election Results
 1. E. BENTON/3. BRUNER
 OFFICIAL

Date: 8/5/2022
 Time: 12:02:16 PM
 Page 2/3

Registered Voters 867 - Total Ballots 248 : 28.60%

ASSOCIATE CIRCUIT JUDGE DIVISION 3 (REPUBLICAN PARTY)		
Vote For 1		
Total Votes	177	
STEVEN WARD	177	100.00%

PROSECUTING ATTORNEY (REPUBLICAN PARTY)		
Vote For 1		
Total Votes	176	
KRISTEN TUOHY AVILA	176	100.00%

ASSOCIATE CIRCUIT JUDGE DIVISION 4 (REPUBLICAN PARTY)		
Vote For 1		
Total Votes	175	
DOUG BACON	175	100.00%

COLLECTOR OF REVENUE (REPUBLICAN PARTY)		
Vote For 1		
Total Votes	181	
TED NICHOLS	181	100.00%

PRESIDING COMMISSIONER (REPUBLICAN PARTY)		
Vote For 1		
Total Votes	225	
RALPH PHILLIPS	89	39.56%
LYNN MORRIS	106	47.11%
TIMOTHY PEAK	30	13.33%

COUNTY AUDITOR (REPUBLICAN PARTY)		
Vote For 1		
Total Votes	180	
AMY DENT	180	100.00%

COUNTY CLERK (REPUBLICAN PARTY)		
Vote For 1		
Total Votes	179	
PAULA BRUMFIELD	179	100.00%

US SENATOR (DEMOCRATIC PARTY)		
Vote For 1		
Total Votes	14	
LEWIS ROLEN	0	0%
GENA ROSS	0	0%
CARLA COFFEE WRIGHT	0	0%
JOSH SHIPP	0	0%
SPENCER TODER	0	0%
LUCAS KUNCE	4	28.57%
JEWEL KELLY	0	0%
CLARENCE (CLAY) TAYLOR	0	0%
PAT KELLY	0	0%
TRUDY BUSCH VALENTINE	10	71.43%
RONALD (RON) WILLIAM HARRIS	0	0%

CLERK OF THE CIRCUIT COURT (REPUBLICAN PARTY)		
Vote For 1		
Total Votes	177	
BARBIE BARNETT-STILLINGS	177	100.00%

RECORDER OF DEEDS (REPUBLICAN PARTY)		
Vote For 1		
Total Votes	179	
KELLY BLUNT HALL	179	100.00%

STATE AUDITOR (DEMOCRATIC PARTY)		
Vote For 1		
Total Votes	12	
ALAN GREEN	12	100.00%

Carla Cook *Robert Cook*
Don Quisenberry

Precinct Summary Report
PRIMARY ELECTION - TUESDAY, AUGUST 2, 2022
CHRISTIAN COUNTY, MISSOURI
Election Results
1. E. BENTON/3. BRUNER
OFFICIAL

Date: 8/5/2022
Time: 12:02:16 PM
Page 3/3

Registered Voters 867 - Total Ballots 248 : 28.60%

US REPRESENTATIVE DISTRICT 7
(DEMOCRATIC PARTY)

Vote For 1
Total Votes

14

JOHN M. WOODMAN	5	35.71%
KRISTEN RADAHER-SHEAFER	8	57.14%
BRYCE F. LOCKWOOD	1	7.14%

STATE REPRESENTATIVE DISTRICT 140
(DEMOCRATIC PARTY)

Vote For 1
Total Votes

13

AMY FREELAND	13	100.00%
--------------	----	---------

US SENATOR
(LIBERTARIAN PARTY)

Vote For 1
Total Votes

1

JONATHAN DINE	1	100.00%
---------------	---	---------

STATE AUDITOR
(LIBERTARIAN PARTY)

Vote For 1
Total Votes

1

JOHN A. HARTWIG Jr.	1	100.00%
---------------------	---	---------

US REPRESENTATIVE DISTRICT 7
(LIBERTARIAN PARTY)

Vote For 1
Total Votes

1

KEVIN CRAIG	1	100.00%
-------------	---	---------

US SENATOR
(CONSTITUTION PARTY)

Vote For 1
Total Votes

1

PAUL VENABLE	1	100.00%
--------------	---	---------

Carla Essink *Dale L. Gendron*
Ann Russell *[Signature]*

Precinct Summary Report
 PRIMARY ELECTION - TUESDAY, AUGUST 2, 2022
 CHRISTIAN COUNTY, MISSOURI
 Election Results
 2. W. BENTON/14. LINDEN
 OFFICIAL

Date: 8/5/2022
 Time: 12:02:16 PM
 Page 1/3

Registered Voters 1,764 - Total Ballots 597 : 33.84%

Party Distribution

Total Ballots	597	
NON-PARTISAN	0	0%
REPUBLICAN PARTY	523	87.60%
DEMOCRATIC PARTY	72	12.06%
LIBERTARIAN PARTY	2	0.34%
CONSTITUTION PARTY	0	0%

US SENATOR
 (REPUBLICAN PARTY)

Vote For 1 Total Votes	518	
PATRICK A LEWIS	4	0.77%
ERIC SCHMITT	262	50.58%
BILLY LONG	76	14.67%
ERIC GREITENS	46	8.88%
BERNIE MOWINSKI	0	0%
C.W. GARDNER	0	0%
DESHON PORTER	0	0%
VICKY HARTZLER	113	21.81%
DAVE SIMS	1	0.19%
MARK McCLOSKEY	4	0.77%
ERIC McELROY	0	0%
DENNIS LEE CHILTON	2	0.39%
ROBERT ALLEN	0	0%
DAVE SCHATZ	4	0.77%
HARTFORD TUNNELL	0	0%
KEVIN C. SCHEPERS	2	0.39%
RICKEY JOINER	1	0.19%
ROBERT OLSON	1	0.19%
RUSSEL PEALER BREYFOGLE Jr	0	0%
DARRELL LEON McCLANAHAN III	0	0%
CURTIS D. VAUGHN	2	0.39%

STATE AUDITOR
 (REPUBLICAN PARTY)

Vote For 1 Total Votes	480	
DAVID GREGORY	179	37.29%
SCOTT FITZPATRICK	301	62.71%

US REPRESENTATIVE DISTRICT 7
 (REPUBLICAN PARTY)

Vote For 1 Total Votes	515	
JAY WASSON	105	20.39%
ERIC BURLISON	233	45.24%
AUDREY RICHARDS	8	1.55%
CAMILLE LOMBARDI-OLIVE	3	0.58%
SAM ALEXANDER	21	4.08%
ALEX BYRANT	113	21.94%
PAUL WALKER	6	1.17%
MIKE MOON	26	5.05%

STATE REPRESENTATIVE DISTRICT 140
 (REPUBLICAN PARTY)

Vote For 1 Total Votes	460	
JAMIE RAY GRAGG	280	60.87%
DANNY GARRISON	180	39.13%

CIRCUIT JUDGE CIRCUIT 38 DIVISION 2
 (REPUBLICAN PARTY)

Vote For 1 Total Votes	409	
JESSICA KRUSE	409	100.00%

ASSOCIATE CIRCUIT JUDGE DIVISION 3
 (REPUBLICAN PARTY)

Vote For 1 Total Votes	398	
STEVEN WARD	398	100.00%

Carl Esenk
Eric Rusey
John Cochran

Precinct Summary Report
 PRIMARY ELECTION - TUESDAY, AUGUST 2, 2022
 CHRISTIAN COUNTY, MISSOURI
 Election Results
 2. W. BENTON/14. LINDEN
 OFFICIAL

Date: 8/5/2022
 Time: 12:02:16 PM
 Page 2/3

Registered Voters 1,764 - Total Ballots 597 : 33.84%

ASSOCIATE CIRCUIT JUDGE DIVISION 4 (REPUBLICAN PARTY)		
Vote For 1		
Total Votes	406	
DOUG BACON	406	100.00%

COLLECTOR OF REVENUE (REPUBLICAN PARTY)		
Vote For 1		
Total Votes	415	
TED NICHOLS	415	100.00%

PRESIDING COMMISSIONER (REPUBLICAN PARTY)		
Vote For 1		
Total Votes	503	
RALPH PHILLIPS	166	33.00%
LYNN MORRIS	223	44.33%
TIMOTHY PEAK	114	22.66%

COUNTY AUDITOR (REPUBLICAN PARTY)		
Vote For 1		
Total Votes	401	
AMY DENT	401	100.00%

COUNTY CLERK (REPUBLICAN PARTY)		
Vote For 1		
Total Votes	401	
PAULA BRUMFIELD	401	100.00%

US SENATOR (DEMOCRATIC PARTY)		
Vote For 1		
Total Votes	72	
LEWIS ROLEN	1	1.39%
GENA ROSS	2	2.78%
CARLA COFFEE WRIGHT	2	2.78%
JOSH SHIPP	0	0%
SPENCER TODER	3	4.17%
LUCAS KUNCE	26	36.11%
JEWEL KELLY	1	1.39%
CLARENCE (CLAY) TAYLOR	1	1.39%
PAT KELLY	1	1.39%
TRUDY BUSCH VALENTINE	33	45.83%
RONALD (RON) WILLIAM HARRIS	2	2.78%

CLERK OF THE CIRCUIT COURT (REPUBLICAN PARTY)		
Vote For 1		
Total Votes	402	
BARBIE BARNETT-STILLINGS	402	100.00%

STATE AUDITOR (DEMOCRATIC PARTY)		
Vote For 1		
Total Votes	65	
ALAN GREEN	65	100.00%

RECORDER OF DEEDS (REPUBLICAN PARTY)		
Vote For 1		
Total Votes	410	
KELLY BLUNT HALL	410	100.00%

PROSECUTING ATTORNEY (REPUBLICAN PARTY)		
Vote For 1		
Total Votes	396	
KRISTEN TUOHY AVILA	396	100.00%

Carli Edmond *Robert L. Grabe*
Jay Russell *[Signature]*

Precinct Summary Report
PRIMARY ELECTION - TUESDAY, AUGUST 2, 2022
CHRISTIAN COUNTY, MISSOURI
Election Results
2. W. BENTON/14. LINDEN
OFFICIAL

Date: 8/5/2022
Time: 12:02:16 PM
Page 3/3

Registered Voters 1,764 - Total Ballots 597 : 33.84%

US REPRESENTATIVE DISTRICT 7
(DEMOCRATIC PARTY)

Vote For 1		
Total Votes	71	
JOHN M. WOODMAN	22	30.99%
KRISTEN RADAHER-SHEAFER	43	60.56%
BRYCE F. LOCKWOOD	6	8.45%

STATE REPRESENTATIVE DISTRICT 140
(DEMOCRATIC PARTY)

Vote For 1		
Total Votes	69	
AMY FREELAND	69	100.00%

US SENATOR
(LIBERTARIAN PARTY)

Vote For 1		
Total Votes	2	
JONATHAN DINE	2	100.00%

STATE AUDITOR
(LIBERTARIAN PARTY)

Vote For 1		
Total Votes	2	
JOHN A. HARTWIG Jr.	2	100.00%

US REPRESENTATIVE DISTRICT 7
(LIBERTARIAN PARTY)

Vote For 1		
Total Votes	2	
KEVIN CRAIG	2	100.00%

US SENATOR
(CONSTITUTION PARTY)

Vote For 1		
Total Votes	0	
PAUL VENABLE	0	0%

Carla Essink *Robert Lewis*
Jay Russek *[Signature]*

Precinct Summary Report
 PRIMARY ELECTION - TUESDAY, AUGUST 2, 2022
 CHRISTIAN COUNTY, MISSOURI
 Election Results
 4. CHADWICK 11. GARR 12. LH 16. SL 18. OF 25.SEN
 OFFICIAL

Date: 8/5/2022
 Time: 12:02:17 PM
 Page 1/3

Registered Voters 1,061 - Total Ballots 405 : 38.17%

Party Distribution		
Total Ballots	405	
NON-PARTISAN	0	0%
REPUBLICAN PARTY	383	94.57%
DEMOCRATIC PARTY	19	4.69%
LIBERTARIAN PARTY	3	0.74%
CONSTITUTION PARTY	0	0%

US SENATOR (REPUBLICAN PARTY)		
Vote For 1		
Total Votes	379	
PATRICK A LEWIS	1	0.26%
ERIC SCHMITT	170	44.85%
BILLY LONG	85	22.43%
ERIC GREITENS	58	15.30%
BERNIE MOWINSKI	0	0%
C.W. GARDNER	0	0%
DESHON PORTER	0	0%
VICKY HARTZLER	46	12.14%
DAVE SIMS	0	0%
MARK McCLOSKEY	10	2.64%
ERIC McELROY	3	0.79%
DENNIS LEE CHILTON	1	0.26%
ROBERT ALLEN	0	0%
DAVE SCHATZ	4	1.06%
HARTFORD TUNNELL	0	0%
KEVIN C. SCHEPERS	0	0%
RICKEY JOINER	0	0%
ROBERT OLSON	1	0.26%
RUSSEL PEALER BREYFOGLE Jr	0	0%
DARRELL LEON McCLANAHAN III	0	0%
CURTIS D. VAUGHN	0	0%

STATE AUDITOR (REPUBLICAN PARTY)		
Vote For 1		
Total Votes	343	
DAVID GREGORY	97	28.28%
SCOTT FITZPATRICK	246	71.72%

US REPRESENTATIVE DISTRICT 7 (REPUBLICAN PARTY)		
Vote For 1		
Total Votes	381	
JAY WASSON	105	27.56%
ERIC BURLISON	167	43.83%
AUDREY RICHARDS	4	1.05%
CAMILLE LOMBARDI-OLIVE	2	0.52%
SAM ALEXANDER	14	3.67%
ALEX BYRANT	58	15.22%
PAUL WALKER	11	2.89%
MIKE MOON	20	5.25%

STATE REPRESENTATIVE DISTRICT 138 (REPUBLICAN PARTY)		
Vote For 1		
Total Votes	302	
BRAD HUDSON	302	100.00%

CIRCUIT JUDGE CIRCUIT 38 DIVISION 2 (REPUBLICAN PARTY)		
Vote For 1		
Total Votes	299	
JESSICA KRUSE	299	100.00%

ASSOCIATE CIRCUIT JUDGE DIVISION 3 (REPUBLICAN PARTY)		
Vote For 1		
Total Votes	299	
STEVEN WARD	299	100.00%

Carole E. ...
For Russel ...
Robert Olson
...

Registered Voters 1,061 - Total Ballots 405 : 38.17%

ASSOCIATE CIRCUIT JUDGE DIVISION 4 (REPUBLICAN PARTY)		
Vote For 1		
Total Votes	299	
DOUG BACON	299	100.00%

COLLECTOR OF REVENUE (REPUBLICAN PARTY)		
Vote For 1		
Total Votes	312	
TED NICHOLS	312	100.00%

PRESIDING COMMISSIONER (REPUBLICAN PARTY)		
Vote For 1		
Total Votes	379	
RALPH PHILLIPS	172	45.38%
LYNN MORRIS	146	38.52%
TIMOTHY PEAK	61	16.09%

COUNTY AUDITOR (REPUBLICAN PARTY)		
Vote For 1		
Total Votes	301	
AMY DENT	301	100.00%

COUNTY CLERK (REPUBLICAN PARTY)		
Vote For 1		
Total Votes	308	
PAULA BRUMFIELD	308	100.00%

US SENATOR (DEMOCRATIC PARTY)		
Vote For 1		
Total Votes	19	
LEWIS ROLEN	0	0%
GENA ROSS	0	0%
CARLA COFFEE WRIGHT	0	0%
JOSH SHIPP	0	0%
SPENCER TODER	2	10.53%
LUCAS KUNCE	9	47.37%
JEWEL KELLY	0	0%
CLARENCE (CLAY) TAYLOR	0	0%
PAT KELLY	0	0%
TRUDY BUSCH VALENTINE	8	42.11%
RONALD (RON) WILLIAM HARRIS	0	0%

CLERK OF THE CIRCUIT COURT (REPUBLICAN PARTY)		
Vote For 1		
Total Votes	302	
BARBIE BARNETT-STILLINGS	302	100.00%

STATE AUDITOR (DEMOCRATIC PARTY)		
Vote For 1		
Total Votes	17	
ALAN GREEN	17	100.00%

RECORDER OF DEEDS (REPUBLICAN PARTY)		
Vote For 1		
Total Votes	304	
KELLY BLUNT HALL	304	100.00%

PROSECUTING ATTORNEY (REPUBLICAN PARTY)		
Vote For 1		
Total Votes	297	
KRISTEN TUOHY AVILA	297	100.00%

Carl Cook *John Andrew*
Jana Pusney *John*

Precinct Summary Report
PRIMARY ELECTION - TUESDAY, AUGUST 2, 2022
CHRISTIAN COUNTY, MISSOURI
Election Results
4. CHADWICK 11. GARR 12. LH 16. SL 18. OF 25.SEN
OFFICIAL

Date: 8/5/2022
Time: 12:02:17 PM
Page 3/3

Registered Voters 1,061 - Total Ballots 405 : 38.17%

US REPRESENTATIVE DISTRICT 7
(DEMOCRATIC PARTY)

Vote For 1		
Total Votes	18	
JOHN M. WOODMAN	6	33.33%
KRISTEN RADAHER-SHEAFER	11	61.11%
BRYCE F. LOCKWOOD	1	5.56%

US SENATOR
(LIBERTARIAN PARTY)

Vote For 1		
Total Votes	3	
JONATHAN DINE	3	100.00%

STATE AUDITOR
(LIBERTARIAN PARTY)

Vote For 1		
Total Votes	3	
JOHN A. HARTWIG Jr.	3	100.00%

US REPRESENTATIVE DISTRICT 7
(LIBERTARIAN PARTY)

Vote For 1		
Total Votes	3	
KEVIN CRAIG	3	100.00%

US SENATOR
(CONSTITUTION PARTY)

Vote For 1		
Total Votes	0	
PAUL VENABLE	0	0%

Carl Esch
Tom Russey
Don Carver
[Signature]

Precinct Summary Report
 PRIMARY ELECTION - TUESDAY, AUGUST 2, 2022
 CHRISTIAN COUNTY, MISSOURI
 Election Results
 5. RIVERSIDE
 OFFICIAL

Date: 8/5/2022
 Time: 12:02:17 PM
 Page 1/3

Registered Voters 5,251 - Total Ballots 1,381 : 26.30%

Party Distribution

Total Ballots	1,381	
NON-PARTISAN	0	0%
REPUBLICAN PARTY	1,193	86.39%
DEMOCRATIC PARTY	186	13.47%
LIBERTARIAN PARTY	1	0.07%
CONSTITUTION PARTY	1	0.07%

US SENATOR
 (REPUBLICAN PARTY)

Vote For 1		
Total Votes	1,183	
PATRICK A LEWIS	5	0.42%
ERIC SCHMITT	570	48.18%
BILLY LONG	142	12.00%
ERIC GREITENS	168	14.20%
BERNIE MOWINSKI	4	0.34%
C.W. GARDNER	3	0.25%
DESHON PORTER	0	0%
VICKY HARTZLER	236	19.95%
DAVE SIMS	6	0.51%
MARK McCLOSKEY	20	1.69%
ERIC McELROY	6	0.51%
DENNIS LEE CHILTON	0	0%
ROBERT ALLEN	4	0.34%
DAVE SCHATZ	7	0.59%
HARTFORD TUNNELL	1	0.08%
KEVIN C. SCHEPERS	2	0.17%
RICKEY JOINER	2	0.17%
ROBERT OLSON	1	0.08%
RUSSEL PEALER BREYFOGLE Jr	0	0%
DARRELL LEON McCLANAHAN III	1	0.08%
CURTIS D. VAUGHN	5	0.42%

STATE AUDITOR
 (REPUBLICAN PARTY)

Vote For 1		
Total Votes	1,064	
DAVID GREGORY	371	34.87%
SCOTT FITZPATRICK	693	65.13%

US REPRESENTATIVE DISTRICT 7
 (REPUBLICAN PARTY)

Vote For 1		
Total Votes	1,188	
JAY WASSON	198	16.67%
ERIC BURLISON	460	38.72%
AUDREY RICHARDS	17	1.43%
CAMILLE LOMBARDI-OLIVE	3	0.25%
SAM ALEXANDER	50	4.21%
ALEX BYRANT	414	34.85%
PAUL WALKER	10	0.84%
MIKE MOON	36	3.03%

STATE REPRESENTATIVE DISTRICT 140
 (REPUBLICAN PARTY)

Vote For 1		
Total Votes	1,025	
JAMIE RAY GRAGG	621	60.59%
DANNY GARRISON	404	39.41%

CIRCUIT JUDGE CIRCUIT 38 DIVISION 2
 (REPUBLICAN PARTY)

Vote For 1		
Total Votes	900	
JESSICA KRUSE	900	100.00%

ASSOCIATE CIRCUIT JUDGE DIVISION 3
 (REPUBLICAN PARTY)

Vote For 1		
Total Votes	879	
STEVEN WARD	879	100.00%

Carla E. Cook
Jean Russett
Robert L. Gruba
MS

Precinct Summary Report
 PRIMARY ELECTION - TUESDAY, AUGUST 2, 2022
 CHRISTIAN COUNTY, MISSOURI
 Election Results
 5. RIVERSIDE
 OFFICIAL

Date: 8/5/2022
 Time: 12:02:17 PM
 Page 2/3

Registered Voters 5,251 - Total Ballots 1,381 : 26.30%

ASSOCIATE CIRCUIT JUDGE DIVISION 4 (REPUBLICAN PARTY)		
Vote For 1		
Total Votes	893	
DOUG BACON	893	100.00%

COLLECTOR OF REVENUE (REPUBLICAN PARTY)		
Vote For 1		
Total Votes	922	
TED NICHOLS	922	100.00%

PRESIDING COMMISSIONER (REPUBLICAN PARTY)		
Vote For 1		
Total Votes	1,118	
RALPH PHILLIPS	450	40.25%
LYNN MORRIS	548	49.02%
TIMOTHY PEAK	120	10.73%

COUNTY AUDITOR (REPUBLICAN PARTY)		
Vote For 1		
Total Votes	878	
AMY DENT	878	100.00%

COUNTY CLERK (REPUBLICAN PARTY)		
Vote For 1		
Total Votes	885	
PAULA BRUMFIELD	885	100.00%

RIVERSIDE TOWNSHIP COMMITTEEMAN (REPUBLICAN PARTY)		
Vote For 1		
Total Votes	931	
EDDIE CAMPBELL	449	48.23%
LUKE SPANGLER	284	30.50%
RON HALL	198	21.27%

CLERK OF THE CIRCUIT COURT (REPUBLICAN PARTY)		
Vote For 1		
Total Votes	885	
BARBIE BARNETT-STILLINGS	885	100.00%

RIVERSIDE TOWNSHIP COMMITTEEWOMAN (REPUBLICAN PARTY)		
Vote For 1		
Total Votes	888	
JULIE CHAPIN	510	57.43%
JOAN BRYANT	378	42.57%

RECORDER OF DEEDS (REPUBLICAN PARTY)		
Vote For 1		
Total Votes	890	
KELLY BLUNT HALL	890	100.00%

PROSECUTING ATTORNEY (REPUBLICAN PARTY)		
Vote For 1		
Total Votes	872	
KRISTEN TUOHY AVILA	872	100.00%

Carla Esreich
Aron Russell
Debra L. Coakley
Tom

Precinct Summary Report
 PRIMARY ELECTION - TUESDAY, AUGUST 2, 2022
 CHRISTIAN COUNTY, MISSOURI
 Election Results
 5. RIVERSIDE
 OFFICIAL

Date: 8/5/2022
 Time: 12:02:17 PM
 Page 3/3

Registered Voters 5,251 - Total Ballots 1,381 : 26.30%

US SENATOR
 (DEMOCRATIC PARTY)

Vote For 1		
Total Votes	186	
LEWIS ROLEN	0	0%
GENA ROSS	5	2.69%
CARLA COFFEE WRIGHT	7	3.76%
JOSH SHIPP	1	0.54%
SPENCER TODER	13	6.99%
LUCAS KUNCE	79	42.47%
JEWEL KELLY	4	2.15%
CLARENCE (CLAY) TAYLOR	1	0.54%
PAT KELLY	1	0.54%
TRUDY BUSCH VALENTINE	75	40.32%
RONALD (RON) WILLIAM HARRIS	0	0%

STATE AUDITOR
 (DEMOCRATIC PARTY)

Vote For 1		
Total Votes	177	
ALAN GREEN	177	100.00%

US REPRESENTATIVE DISTRICT 7
 (DEMOCRATIC PARTY)

Vote For 1		
Total Votes	177	
JOHN M. WOODMAN	46	25.99%
KRISTEN RADAKER-SHEAFER	109	61.58%
BRYCE F. LOCKWOOD	22	12.43%

STATE REPRESENTATIVE DISTRICT 140
 (DEMOCRATIC PARTY)

Vote For 1		
Total Votes	178	
AMY FREELAND	178	100.00%

US SENATOR
 (LIBERTARIAN PARTY)

Vote For 1		
Total Votes	1	
JONATHAN DINE	1	100.00%

STATE AUDITOR
 (LIBERTARIAN PARTY)

Vote For 1		
Total Votes	1	
JOHN A. HARTWIG Jr.	1	100.00%

US REPRESENTATIVE DISTRICT 7
 (LIBERTARIAN PARTY)

Vote For 1		
Total Votes	1	
KEVIN CRAIG	1	100.00%

US SENATOR
 (CONSTITUTION PARTY)

Vote For 1		
Total Votes	1	
PAUL VENABLE	1	100.00%

Carl Esch *John C. Cozma*
Jim Russey *[Signature]*

Precinct Summary Report
 PRIMARY ELECTION - TUESDAY, AUGUST 2, 2022
 CHRISTIAN COUNTY, MISSOURI
 Election Results
 6. CASSIDY 1
 OFFICIAL

Date: 8/5/2022
 Time: 12:02:17 PM
 Page 1/3

Registered Voters 2,488 - Total Ballots 550 : 22.11%

Party Distribution

Total Ballots	550	
NON-PARTISAN	0	0%
REPUBLICAN PARTY	480	87.27%
DEMOCRATIC PARTY	69	12.55%
LIBERTARIAN PARTY	1	0.18%
CONSTITUTION PARTY	0	0%

US SENATOR
 (REPUBLICAN PARTY)

Vote For 1 Total Votes	475	
PATRICK A LEWIS	2	0.42%
ERIC SCHMITT	191	40.21%
BILLY LONG	83	17.47%
ERIC GREITENS	67	14.11%
BERNIE MOWINSKI	1	0.21%
C.W. GARDNER	1	0.21%
DESHON PORTER	1	0.21%
VICKY HARTZLER	104	21.89%
DAVE SIMS	0	0%
MARK McCLOSKEY	11	2.32%
ERIC McELROY	3	0.63%
DENNIS LEE CHILTON	1	0.21%
ROBERT ALLEN	2	0.42%
DAVE SCHATZ	4	0.84%
HARTFORD TUNNELL	0	0%
KEVIN C. SCHEPERS	0	0%
RICKEY JOINER	0	0%
ROBERT OLSON	4	0.84%
RUSSEL PEALER BREYFOGLE Jr	0	0%
DARRELL LEON McCLANAHAN III	0	0%
CURTIS D. VAUGHN	0	0%

STATE AUDITOR
 (REPUBLICAN PARTY)

Vote For 1 Total Votes	417	
DAVID GREGORY	132	31.65%
SCOTT FITZPATRICK	285	68.35%

US REPRESENTATIVE DISTRICT 7
 (REPUBLICAN PARTY)

Vote For 1 Total Votes	474	
JAY WASSON	68	14.35%
ERIC BURLISON	179	37.76%
AUDREY RICHARDS	6	1.27%
CAMILLE LOMBARDI-OLIVE	0	0%
SAM ALEXANDER	22	4.64%
ALEX BYRANT	172	36.29%
PAUL WALKER	5	1.05%
MIKE MOON	22	4.64%

STATE REPRESENTATIVE DISTRICT 140
 (REPUBLICAN PARTY)

Vote For 1 Total Votes	417	
JAMIE RAY GRAGG	243	58.27%
DANNY GARRISON	174	41.73%

CIRCUIT JUDGE CIRCUIT 38 DIVISION 2
 (REPUBLICAN PARTY)

Vote For 1 Total Votes	383	
JESSICA KRUSE	383	100.00%

ASSOCIATE CIRCUIT JUDGE DIVISION 3
 (REPUBLICAN PARTY)

Vote For 1 Total Votes	380	
STEVEN WARD	380	100.00%

Carl Essick
Ann Russey
Debra Louisa
[Signature]

Registered Voters 2,488 - Total Ballots 550 : 22.11%

ASSOCIATE CIRCUIT JUDGE DIVISION 4 (REPUBLICAN PARTY)		
Vote For 1		
Total Votes	381	
DOUG BACON	381	100.00%

COLLECTOR OF REVENUE (REPUBLICAN PARTY)		
Vote For 1		
Total Votes	387	
TED NICHOLS	387	100.00%

PRESIDING COMMISSIONER (REPUBLICAN PARTY)		
Vote For 1		
Total Votes	452	
RALPH PHILLIPS	175	38.72%
LYNN MORRIS	189	41.81%
TIMOTHY PEAK	88	19.47%

COUNTY AUDITOR (REPUBLICAN PARTY)		
Vote For 1		
Total Votes	376	
AMY DENT	376	100.00%

COUNTY CLERK (REPUBLICAN PARTY)		
Vote For 1		
Total Votes	375	
PAULA BRUMFIELD	375	100.00%

US SENATOR (DEMOCRATIC PARTY)		
Vote For 1		
Total Votes	69	
LEWIS ROLEN	1	1.45%
GENA ROSS	2	2.90%
CARLA COFFEE WRIGHT	1	1.45%
JOSH SHIPP	0	0%
SPENCER TODER	6	8.70%
LUCAS KUNCE	35	50.72%
JEWEL KELLY	0	0%
CLARENCE (CLAY) TAYLOR	0	0%
PAT KELLY	0	0%
TRUDY BUSCH VALENTINE	24	34.78%
RONALD (RON) WILLIAM HARRIS	0	0%

CLERK OF THE CIRCUIT COURT (REPUBLICAN PARTY)		
Vote For 1		
Total Votes	375	
BARBIE BARNETT-STILLINGS	375	100.00%

STATE AUDITOR (DEMOCRATIC PARTY)		
Vote For 1		
Total Votes	64	
ALAN GREEN	64	100.00%

RECORDER OF DEEDS (REPUBLICAN PARTY)		
Vote For 1		
Total Votes	380	
KELLY BLUNT HALL	380	100.00%

PROSECUTING ATTORNEY (REPUBLICAN PARTY)		
Vote For 1		
Total Votes	377	
KRISTEN TUOHY AVILA	377	100.00%

Carole Smith
Tom Russell

Registered Voters 2,488 - Total Ballots 550 : 22.11%

US REPRESENTATIVE DISTRICT 7
(DEMOCRATIC PARTY)

Vote For 1
Total Votes

66

JOHN M. WOODMAN	14	21.21%
KRISTEN RADAHER-SHEAFER	50	75.76%
BRYCE F. LOCKWOOD	2	3.03%

STATE REPRESENTATIVE DISTRICT 140
(DEMOCRATIC PARTY)

Vote For 1
Total Votes

65

AMY FREELAND	65	100.00%
--------------	----	---------

US SENATOR
(LIBERTARIAN PARTY)

Vote For 1
Total Votes

1

JONATHAN DINE	1	100.00%
---------------	---	---------

STATE AUDITOR
(LIBERTARIAN PARTY)

Vote For 1
Total Votes

1

JOHN A. HARTWIG Jr.	1	100.00%
---------------------	---	---------

US REPRESENTATIVE DISTRICT 7
(LIBERTARIAN PARTY)

Vote For 1
Total Votes

1

KEVIN CRAIG	1	100.00%
-------------	---	---------

US SENATOR
(CONSTITUTION PARTY)

Vote For 1
Total Votes

0

PAUL VENABLE	0	0%
--------------	---	----

Carol Coe *Robert Coe*
Don Purcell *W*

Precinct Summary Report
 PRIMARY ELECTION - TUESDAY, AUGUST 2, 2022
 CHRISTIAN COUNTY, MISSOURI
 Election Results
 7. WEST FINELY 1
 OFFICIAL

Date: 8/5/2022
 Time: 12:02:18 PM
 Page 1/3

Registered Voters 1,524 - Total Ballots 296 : 19.42%

Party Distribution

Total Ballots	296	
NON-PARTISAN	0	0%
REPUBLICAN PARTY	251	84.80%
DEMOCRATIC PARTY	44	14.86%
LIBERTARIAN PARTY	1	0.34%
CONSTITUTION PARTY	0	0%

US SENATOR
 (REPUBLICAN PARTY)

Vote For 1 Total Votes	246	
PATRICK A LEWIS	4	1.63%
ERIC SCHMITT	95	38.62%
BILLY LONG	51	20.73%
ERIC GREITENS	44	17.89%
BERNIE MOWINSKI	0	0%
C.W. GARDNER	1	0.41%
DESHON PORTER	1	0.41%
VICKY HARTZLER	37	15.04%
DAVE SIMS	0	0%
MARK McCLOSKEY	7	2.85%
ERIC McELROY	0	0%
DENNIS LEE CHILTON	0	0%
ROBERT ALLEN	0	0%
DAVE SCHATZ	3	1.22%
HARTFORD TUNNELL	1	0.41%
KEVIN C. SCHEPERS	0	0%
RICKEY JOINER	1	0.41%
ROBERT OLSON	0	0%
RUSSEL PEALER BREYFOGLE Jr	0	0%
DARRELL LEON McCLANAHAN III	0	0%
CURTIS D. VAUGHN	1	0.41%

STATE AUDITOR
 (REPUBLICAN PARTY)

Vote For 1 Total Votes	227	
DAVID GREGORY	73	32.16%
SCOTT FITZPATRICK	154	67.84%

US REPRESENTATIVE DISTRICT 7
 (REPUBLICAN PARTY)

Vote For 1 Total Votes	249	
JAY WASSON	51	20.48%
ERIC BURLISON	99	39.76%
AUDREY RICHARDS	6	2.41%
CAMILLE LOMBARDI-OLIVE	1	0.40%
SAM ALEXANDER	13	5.22%
ALEX BYRANT	67	26.91%
PAUL WALKER	4	1.61%
MIKE MOON	8	3.21%

STATE REPRESENTATIVE DISTRICT 140
 (REPUBLICAN PARTY)

Vote For 1 Total Votes	236	
JAMIE RAY GRAGG	151	63.98%
DANNY GARRISON	85	36.02%

CIRCUIT JUDGE CIRCUIT 38 DIVISION 2
 (REPUBLICAN PARTY)

Vote For 1 Total Votes	196	
JESSICA KRUSE	196	100.00%

ASSOCIATE CIRCUIT JUDGE DIVISION 3
 (REPUBLICAN PARTY)

Vote For 1 Total Votes	198	
STEVEN WARD	198	100.00%

Carole Smith
By Russel
By [Signature]
[Signature]

Precinct Summary Report
 PRIMARY ELECTION - TUESDAY, AUGUST 2, 2022
 CHRISTIAN COUNTY, MISSOURI
 Election Results
 7. WEST FINELY 1
 OFFICIAL

Date: 8/5/2022
 Time: 12:02:18 PM
 Page 2/3

Registered Voters 1,524 - Total Ballots 296 : 19.42%

ASSOCIATE CIRCUIT JUDGE DIVISION 4 (REPUBLICAN PARTY)		
Vote For 1		
Total Votes	196	
DOUG BACON	196	100.00%

COLLECTOR OF REVENUE (REPUBLICAN PARTY)		
Vote For 1		
Total Votes	203	
TED NICHOLS	203	100.00%

PRESIDING COMMISSIONER (REPUBLICAN PARTY)		
Vote For 1		
Total Votes	242	
RALPH PHILLIPS	82	33.88%
LYNN MORRIS	108	44.63%
TIMOTHY PEAK	52	21.49%

COUNTY AUDITOR (REPUBLICAN PARTY)		
Vote For 1		
Total Votes	195	
AMY DENT	195	100.00%

COUNTY CLERK (REPUBLICAN PARTY)		
Vote For 1		
Total Votes	195	
PAULA BRUMFIELD	195	100.00%

US SENATOR (DEMOCRATIC PARTY)		
Vote For 1		
Total Votes	44	
LEWIS ROLEN	0	0%
GENA ROSS	1	2.27%
CARLA COFFEE WRIGHT	2	4.55%
JOSH SHIPP	0	0%
SPENCER TODER	2	4.55%
LUCAS KUNCE	19	43.18%
JEWEL KELLY	3	6.82%
CLARENCE (CLAY) TAYLOR	2	4.55%
PAT KELLY	2	4.55%
TRUDY BUSCH VALENTINE	13	29.55%
RONALD (RON) WILLIAM HARRIS	0	0%

CLERK OF THE CIRCUIT COURT (REPUBLICAN PARTY)		
Vote For 1		
Total Votes	192	
BARBIE BARNETT-STILLINGS	192	100.00%

STATE AUDITOR (DEMOCRATIC PARTY)		
Vote For 1		
Total Votes	42	
ALAN GREEN	42	100.00%

RECORDER OF DEEDS (REPUBLICAN PARTY)		
Vote For 1		
Total Votes	192	
KELLY BLUNT HALL	192	100.00%

PROSECUTING ATTORNEY (REPUBLICAN PARTY)		
Vote For 1		
Total Votes	190	
KRISTEN TUOHY AVILA	190	100.00%

Carla Cook
Ann Pusser
James Bond
[Signature]

Precinct Summary Report
PRIMARY ELECTION - TUESDAY, AUGUST 2, 2022
CHRISTIAN COUNTY, MISSOURI
Election Results
7. WEST FINELY 1
OFFICIAL

Date: 8/5/2022
Time: 12:02:18 PM
Page 3/3

Registered Voters 1,524 - Total Ballots 296 : 19.42%

US REPRESENTATIVE DISTRICT 7
(DEMOCRATIC PARTY)

Vote For 1		
Total Votes	40	
JOHN M. WOODMAN	8	20.00%
KRISTEN RADAKER-SHEAFER	30	75.00%
BRYCE F. LOCKWOOD	2	5.00%

STATE REPRESENTATIVE DISTRICT 140
(DEMOCRATIC PARTY)

Vote For 1		
Total Votes	41	
AMY FREELAND	41	100.00%

US SENATOR
(LIBERTARIAN PARTY)

Vote For 1		
Total Votes	1	
JONATHAN DINE	1	100.00%

STATE AUDITOR
(LIBERTARIAN PARTY)

Vote For 1		
Total Votes	1	
JOHN A. HARTWIG Jr.	1	100.00%

US REPRESENTATIVE DISTRICT 7
(LIBERTARIAN PARTY)

Vote For 1		
Total Votes	1	
KEVIN CRAIG	1	100.00%

US SENATOR
(CONSTITUTION PARTY)

Vote For 1		
Total Votes	0	
PAUL VENABLE	0	0%

Charles Crink
Benjamin Russell

John L. O'Connell
Tom [Signature]

Precinct Summary Report
 PRIMARY ELECTION - TUESDAY, AUGUST 2, 2022
 CHRISTIAN COUNTY, MISSOURI
 Election Results
 8. EAST FINLEY
 OFFICIAL

Date: 8/5/2022
 Time: 12:02:18 PM
 Page 1/3

Registered Voters 4,066 - Total Ballots 1,031 : 25.36%

Party Distribution

Total Ballots	1,031	
NON-PARTISAN	0	0%
REPUBLICAN PARTY	929	90.11%
DEMOCRATIC PARTY	101	9.80%
LIBERTARIAN PARTY	0	0%
CONSTITUTION PARTY	1	0.10%

US SENATOR
 (REPUBLICAN PARTY)

Vote For 1 Total Votes	920	
PATRICK A LEWIS	6	0.65%
ERIC SCHMITT	434	47.17%
BILLY LONG	152	16.52%
ERIC GREITENS	138	15.00%
BERNIE MOWINSKI	4	0.43%
C.W. GARDNER	1	0.11%
DESHON PORTER	5	0.54%
VICKY HARTZLER	137	14.89%
DAVE SIMS	0	0%
MARK McCLOSKEY	19	2.07%
ERIC McELROY	3	0.33%
DENNIS LEE CHILTON	1	0.11%
ROBERT ALLEN	0	0%
DAVE SCHATZ	8	0.87%
HARTFORD TUNNELL	0	0%
KEVIN C. SCHEPERS	2	0.22%
RICKEY JOINER	3	0.33%
ROBERT OLSON	1	0.11%
RUSSEL PEALER BREYFOGLE Jr	0	0%
DARRELL LEON McCLANAHAN III	1	0.11%
CURTIS D. VAUGHN	5	0.54%

STATE AUDITOR
 (REPUBLICAN PARTY)

Vote For 1 Total Votes	839	
DAVID GREGORY	330	39.33%
SCOTT FITZPATRICK	509	60.67%

US REPRESENTATIVE DISTRICT 7
 (REPUBLICAN PARTY)

Vote For 1 Total Votes	922	
JAY WASSON	181	19.63%
ERIC BURLISON	355	38.50%
AUDREY RICHARDS	18	1.95%
CAMILLE LOMBARDI-OLIVE	6	0.65%
SAM ALEXANDER	36	3.90%
ALEX BYRANT	271	29.39%
PAUL WALKER	12	1.30%
MIKE MOON	43	4.66%

STATE REPRESENTATIVE DISTRICT 140
 (REPUBLICAN PARTY)

Vote For 1 Total Votes	840	
JAMIE RAY GRAGG	556	66.19%
DANNY GARRISON	284	33.81%

CIRCUIT JUDGE CIRCUIT 38 DIVISION 2
 (REPUBLICAN PARTY)

Vote For 1 Total Votes	732	
JESSICA KRUSE	732	100.00%

ASSOCIATE CIRCUIT JUDGE DIVISION 3
 (REPUBLICAN PARTY)

Vote For 1 Total Votes	721	
STEVEN WARD	721	100.00%

Carla Smith
Don Russell
Robert Walker
Tom [unclear]

Precinct Summary Report
 PRIMARY ELECTION - TUESDAY, AUGUST 2, 2022
 CHRISTIAN COUNTY, MISSOURI
 Election Results
 8. EAST FINLEY
 OFFICIAL

Date: 8/5/2022
 Time: 12:02:18 PM
 Page 2/3

Registered Voters 4,066 - Total Ballots 1,031 : 25.36%

ASSOCIATE CIRCUIT JUDGE DIVISION 4 (REPUBLICAN PARTY)		
Vote For 1		
Total Votes	733	
DOUG BACON	733	100.00%

COLLECTOR OF REVENUE (REPUBLICAN PARTY)		
Vote For 1		
Total Votes	739	
TED NICHOLS	739	100.00%

PRESIDING COMMISSIONER (REPUBLICAN PARTY)		
Vote For 1		
Total Votes	896	
RALPH PHILLIPS	365	40.74%
LYNN MORRIS	356	39.73%
TIMOTHY PEAK	175	19.53%

COUNTY AUDITOR (REPUBLICAN PARTY)		
Vote For 1		
Total Votes	719	
AMY DENT	719	100.00%

COUNTY CLERK (REPUBLICAN PARTY)		
Vote For 1		
Total Votes	719	
PAULA BRUMFIELD	719	100.00%

EAST FINLEY TOWNSHIP COMMITTEEWOMAN (REPUBLICAN PARTY)		
Vote For 1		
Total Votes	731	
JULIA MAPLES	538	73.60%
DAPHNE BROWN	193	26.40%

CLERK OF THE CIRCUIT COURT (REPUBLICAN PARTY)		
Vote For 1		
Total Votes	712	
BARBIE BARNETT-STILLINGS	712	100.00%

US SENATOR (DEMOCRATIC PARTY)		
Vote For 1		
Total Votes	100	
LEWIS ROLEN	2	2.00%
GENA ROSS	3	3.00%
CARLA COFFEE WRIGHT	3	3.00%
JOSH SHIPP	2	2.00%
SPENCER TODER	2	2.00%
LUCAS KUNCE	50	50.00%
JEWEL KELLY	4	4.00%
CLARENCE (CLAY) TAYLOR	3	3.00%
PAT KELLY	2	2.00%
TRUDY BUSCH VALENTINE	26	26.00%
RONALD (RON) WILLIAM HARRIS	3	3.00%

RECORDER OF DEEDS (REPUBLICAN PARTY)		
Vote For 1		
Total Votes	725	
KELLY BLUNT HALL	725	100.00%

PROSECUTING ATTORNEY (REPUBLICAN PARTY)		
Vote For 1		
Total Votes	704	
KRISTEN TUOHY AVILA	704	100.00%

Carla Coffee
Tom Russell
[Signature]

Precinct Summary Report
PRIMARY ELECTION - TUESDAY, AUGUST 2, 2022
CHRISTIAN COUNTY, MISSOURI
Election Results
8. EAST FINLEY
OFFICIAL

Date: 8/5/2022
Time: 12:02:18 PM
Page 3/3

Registered Voters 4,066 - Total Ballots 1,031 : 25.36%

STATE AUDITOR
(DEMOCRATIC PARTY)

Vote For 1		
Total Votes	92	
ALAN GREEN	92	100.00%

US SENATOR
(CONSTITUTION PARTY)

Vote For 1		
Total Votes	1	
PAUL VENABLE	1	100.00%

US REPRESENTATIVE DISTRICT 7
(DEMOCRATIC PARTY)

Vote For 1		
Total Votes	100	
JOHN M. WOODMAN	36	36.00%
KRISTEN RADAHER-SHEAFER	52	52.00%
BRYCE F. LOCKWOOD	12	12.00%

STATE REPRESENTATIVE DISTRICT 140
(DEMOCRATIC PARTY)

Vote For 1		
Total Votes	96	
AMY FREELAND	96	100.00%

US SENATOR
(LIBERTARIAN PARTY)

Vote For 1		
Total Votes	0	
JONATHAN DINE	0	0%

STATE AUDITOR
(LIBERTARIAN PARTY)

Vote For 1		
Total Votes	0	
JOHN A. HARTWIG Jr.	0	0%

US REPRESENTATIVE DISTRICT 7
(LIBERTARIAN PARTY)

Vote For 1		
Total Votes	0	
KEVIN CRAIG	0	0%

Carla Esent *Bob Loman*
Don Russell *[Signature]*

Precinct Summary Report
 PRIMARY ELECTION - TUESDAY, AUGUST 2, 2022
 CHRISTIAN COUNTY, MISSOURI
 Election Results
 9. NORTH GALLOWAY
 OFFICIAL

Date: 8/5/2022
 Time: 12:02:18 PM
 Page 1/3

Registered Voters 2,750 - Total Ballots 766 : 27.85%

Party Distribution

Total Ballots	766	
NON-PARTISAN	0	0%
REPUBLICAN PARTY	692	90.34%
DEMOCRATIC PARTY	73	9.53%
LIBERTARIAN PARTY	1	0.13%
CONSTITUTION PARTY	0	0%

US SENATOR
 (REPUBLICAN PARTY)

Vote For 1 Total Votes	687	
PATRICK A LEWIS	2	0.29%
ERIC SCHMITT	298	43.38%
BILLY LONG	109	15.87%
ERIC GREITENS	120	17.47%
BERNIE MOWINSKI	0	0%
C.W. GARDNER	3	0.44%
DESHON PORTER	0	0%
VICKY HARTZLER	118	17.18%
DAVE SIMS	3	0.44%
MARK McCLOSKEY	19	2.77%
ERIC McELROY	1	0.15%
DENNIS LEE CHILTON	1	0.15%
ROBERT ALLEN	0	0%
DAVE SCHATZ	9	1.31%
HARTFORD TUNNELL	0	0%
KEVIN C. SCHEPERS	0	0%
RICKEY JOINER	1	0.15%
ROBERT OLSON	1	0.15%
RUSSEL PEALER BREYFOGLE Jr	0	0%
DARRELL LEON McCLANAHAN III	0	0%
CURTIS D. VAUGHN	2	0.29%

STATE AUDITOR
 (REPUBLICAN PARTY)

Vote For 1 Total Votes	629	
DAVID GREGORY	236	37.52%
SCOTT FITZPATRICK	393	62.48%

US REPRESENTATIVE DISTRICT 7
 (REPUBLICAN PARTY)

Vote For 1 Total Votes	683	
JAY WASSON	131	19.18%
ERIC BURLISON	306	44.80%
AUDREY RICHARDS	11	1.61%
CAMILLE LOMBARDI-OLIVE	3	0.44%
SAM ALEXANDER	32	4.69%
ALEX BYRANT	153	22.40%
PAUL WALKER	5	0.73%
MIKE MOON	42	6.15%

STATE REPRESENTATIVE DISTRICT 138
 (REPUBLICAN PARTY)


Vote For 1 Total Votes	545	
BRAD HUDSON	545	100.00%

CIRCUIT JUDGE CIRCUIT 38 DIVISION 2
 (REPUBLICAN PARTY)

Vote For 1 Total Votes	541	
JESSICA KRUSE	541	100.00%

ASSOCIATE CIRCUIT JUDGE DIVISION 3
 (REPUBLICAN PARTY)

Vote For 1 Total Votes	536	
STEVEN WARD	536	100.00%

Carl Esch
Russell
Bob McClanahan


Precinct Summary Report
 PRIMARY ELECTION - TUESDAY, AUGUST 2, 2022
 CHRISTIAN COUNTY, MISSOURI
 Election Results
 9. NORTH GALLOWAY
 OFFICIAL

Date: 8/5/2022
 Time: 12:02:18 PM
 Page 2/3

Registered Voters 2,750 - Total Ballots 766 : 27.85%

ASSOCIATE CIRCUIT JUDGE DIVISION 4 (REPUBLICAN PARTY)		
Vote For 1		
Total Votes	540	
DOUG BACON	540	100.00%

COLLECTOR OF REVENUE (REPUBLICAN PARTY)		
Vote For 1		
Total Votes	549	
TED NICHOLS	549	100.00%

PRESIDING COMMISSIONER (REPUBLICAN PARTY)		
Vote For 1		
Total Votes	640	
RALPH PHILLIPS	234	36.56%
LYNN MORRIS	291	45.47%
TIMOTHY PEAK	115	17.97%

COUNTY AUDITOR (REPUBLICAN PARTY)		
Vote For 1		
Total Votes	531	
AMY DENT	531	100.00%

COUNTY CLERK (REPUBLICAN PARTY)		
Vote For 1		
Total Votes	535	
PAULA BRUMFIELD	535	100.00%

US SENATOR (DEMOCRATIC PARTY)		
Vote For 1		
Total Votes	73	
LEWIS ROLEN	1	1.37%
GENA ROSS	2	2.74%
CARLA COFFEE WRIGHT	2	2.74%
JOSH SHIPP	0	0%
SPENCER TODER	0	0%
LUCAS KUNCE	29	39.73%
JEWEL KELLY	2	2.74%
CLARENCE (CLAY) TAYLOR	0	0%
PAT KELLY	2	2.74%
TRUDY BUSCH VALENTINE	34	46.58%
RONALD (RON) WILLIAM HARRIS	1	1.37%

CLERK OF THE CIRCUIT COURT (REPUBLICAN PARTY)		
Vote For 1		
Total Votes	540	
BARBIE BARNETT-STILLINGS	540	100.00%

STATE AUDITOR (DEMOCRATIC PARTY)		
Vote For 1		
Total Votes	65	
ALAN GREEN	65	100.00%

RECORDER OF DEEDS (REPUBLICAN PARTY)		
Vote For 1		
Total Votes	538	
KELLY BLUNT HALL	538	100.00%

PROSECUTING ATTORNEY. (REPUBLICAN PARTY)		
Vote For 1		
Total Votes	533	
KRISTEN TUOHY AVILA	533	100.00%

Carl Esch
Ann Russell
John W. L. ...

Precinct Summary Report
PRIMARY ELECTION - TUESDAY, AUGUST 2, 2022
CHRISTIAN COUNTY, MISSOURI
Election Results
9. NORTH GALLOWAY
OFFICIAL

Date: 8/5/2022
Time: 12:02:18 PM
Page 3/3

Registered Voters 2,750 - Total Ballots 766 : 27.85%

US REPRESENTATIVE DISTRICT 7
(DEMOCRATIC PARTY)

Vote For 1
Total Votes

73

JOHN M. WOODMAN	24	32.88%
KRISTEN RADAHER-SHEAFER	39	53.42%
BRYCE F. LOCKWOOD	10	13.70%

US SENATOR
(LIBERTARIAN PARTY)

Vote For 1
Total Votes

1

JONATHAN DINE	1	100.00%
---------------	---	---------

STATE AUDITOR
(LIBERTARIAN PARTY)

Vote For 1
Total Votes

1

JOHN A. HARTWIG Jr.	1	100.00%
---------------------	---	---------

US REPRESENTATIVE DISTRICT 7
(LIBERTARIAN PARTY)

Vote For 1
Total Votes

1

KEVIN CRAIG	1	100.00%
-------------	---	---------

US SENATOR
(CONSTITUTION PARTY)

Vote For 1
Total Votes

0

PAUL VENABLE	0	0%
--------------	---	----

Carle Essick

Tom Russeff

Orville Gordon

[Signature]

Precinct Summary Report
 PRIMARY ELECTION - TUESDAY, AUGUST 2, 2022
 CHRISTIAN COUNTY, MISSOURI
 Election Results
 10. SOUTH GALLOWAY
 OFFICIAL

Date: 8/5/2022
 Time: 12:02:19 PM
 Page 1/3

Registered Voters 1,615 - Total Ballots 500 : 30.96%

Party Distribution

Total Ballots	500	
NON-PARTISAN	0	0%
REPUBLICAN PARTY	458	91.60%
DEMOCRATIC PARTY	42	8.40%
LIBERTARIAN PARTY	0	0%
CONSTITUTION PARTY	0	0%

US SENATOR
 (REPUBLICAN PARTY)

Vote For 1		
Total Votes	455	
PATRICK A LEWIS	4	0.88%
ERIC SCHMITT	201	44.18%
BILLY LONG	61	13.41%
ERIC GREITENS	91	20.00%
BERNIE MOWINSKI	0	0%
C.W. GARDNER	3	0.66%
DESHON PORTER	0	0%
VICKY HARTZLER	78	17.14%
DAVE SIMS	0	0%
MARK McCLOSKEY	8	1.76%
ERIC McELROY	3	0.66%
DENNIS LEE CHILTON	0	0%
ROBERT ALLEN	3	0.66%
DAVE SCHATZ	1	0.22%
HARTFORD TUNNELL	0	0%
KEVIN C. SCHEPERS	0	0%
RICKEY JOINER	0	0%
ROBERT OLSON	2	0.44%
RUSSEL PEALER BREYFOGLE	0	0%
Jr		
DARRELL LEON McCLANAHAN	0	0%
III		
CURTIS D. VAUGHN	0	0%

STATE AUDITOR
 (REPUBLICAN PARTY)

Vote For 1		
Total Votes	421	
DAVID GREGORY	158	37.53%
SCOTT FITZPATRICK	263	62.47%

US REPRESENTATIVE DISTRICT 7
 (REPUBLICAN PARTY)

Vote For 1		
Total Votes	453	
JAY WASSON	96	21.19%
ERIC BURLISON	168	37.09%
AUDREY RICHARDS	8	1.77%
CAMILLE LOMBARDI-OLIVE	2	0.44%
SAM ALEXANDER	27	5.96%
ALEX BYRANT	121	26.71%
PAUL WALKER	3	0.66%
MIKE MOON	28	6.18%

STATE REPRESENTATIVE DISTRICT 138
 (REPUBLICAN PARTY)


Vote For 1		
Total Votes	375	
BRAD HUDSON	375	100.00%

CIRCUIT JUDGE CIRCUIT 38 DIVISION 2
 (REPUBLICAN PARTY)

Vote For 1		
Total Votes	373	
JESSICA KRUSE	373	100.00%

ASSOCIATE CIRCUIT JUDGE DIVISION 3
 (REPUBLICAN PARTY)

Vote For 1		
Total Votes	366	
STEVEN WARD	366	100.00%

Carla E. Smith
Ann P. Pusey
Patricia L. Conner


Precinct Summary Report
 PRIMARY ELECTION - TUESDAY, AUGUST 2, 2022
 CHRISTIAN COUNTY, MISSOURI
 Election Results
 10. SOUTH GALLOWAY
 OFFICIAL

Date: 8/5/2022
 Time: 12:02:19 PM
 Page 2/3

Registered Voters 1,615 - Total Ballots 500 : 30.96%

ASSOCIATE CIRCUIT JUDGE DIVISION 4 (REPUBLICAN PARTY)		
Vote For 1		
Total Votes	367	
DOUG BACON	367	100.00%

COLLECTOR OF REVENUE (REPUBLICAN PARTY)		
Vote For 1		
Total Votes	381	
TED NICHOLS	381	100.00%

PRESIDING COMMISSIONER (REPUBLICAN PARTY)		
Vote For 1		
Total Votes	410	
RALPH PHILLIPS	123	30.00%
LYNN MORRIS	210	51.22%
TIMOTHY PEAK	77	18.78%

COUNTY AUDITOR (REPUBLICAN PARTY)		
Vote For 1		
Total Votes	375	
AMY DENT	375	100.00%

COUNTY CLERK (REPUBLICAN PARTY)		
Vote For 1		
Total Votes	369	
PAULA BRUMFIELD	369	100.00%

US SENATOR (DEMOCRATIC PARTY)		
Vote For 1		
Total Votes	42	
LEWIS ROLEN	0	0%
GENA ROSS	1	2.38%
CARLA COFFEE WRIGHT	1	2.38%
JOSH SHIPP	0	0%
SPENCER TODER	0	0%
LUCAS KUNCE	16	38.10%
JEWEL KELLY	0	0%
CLARENCE (CLAY) TAYLOR	0	0%
PAT KELLY	1	2.38%
TRUDY BUSCH VALENTINE	22	52.38%
RONALD (RON) WILLIAM HARRIS	1	2.38%

CLERK OF THE CIRCUIT COURT (REPUBLICAN PARTY)		
Vote For 1		
Total Votes	375	
BARBIE BARNETT-STILLINGS	375	100.00%

RECORDER OF DEEDS (REPUBLICAN PARTY)		
Vote For 1		
Total Votes	370	
KELLY BLUNT HALL	370	100.00%

STATE AUDITOR (DEMOCRATIC PARTY)		
Vote For 1		
Total Votes	37	
ALAN GREEN	37	100.00%

PROSECUTING ATTORNEY (REPUBLICAN PARTY)		
Vote For 1		
Total Votes	363	
KRISTEN TUOHY AVILA	363	100.00%

Carl Esch *John Conche*
Ann Russell *W. W.*

Precinct Summary Report
PRIMARY ELECTION - TUESDAY, AUGUST 2, 2022
CHRISTIAN COUNTY, MISSOURI
Election Results
10. SOUTH GALLOWAY
OFFICIAL

Date: 8/5/2022
Time: 12:02:19 PM
Page 3/3

Registered Voters 1,615 - Total Ballots 500 : 30.96%

US REPRESENTATIVE DISTRICT 7
(DEMOCRATIC PARTY)

Vote For 1		
Total Votes	39	
JOHN M. WOODMAN	6	15.38%
KRISTEN RADAKER-SHEAFER	31	79.49%
BRYCE F. LOCKWOOD	2	5.13%

US SENATOR
(LIBERTARIAN PARTY)

Vote For 1		
Total Votes	0	
JONATHAN DINE	0	0%

STATE AUDITOR
(LIBERTARIAN PARTY)

Vote For 1		
Total Votes	0	
JOHN A. HARTWIG Jr.	0	0%

US REPRESENTATIVE DISTRICT 7
(LIBERTARIAN PARTY)

Vote For 1		
Total Votes	0	
KEVIN CRAIG	0	0%

US SENATOR
(CONSTITUTION PARTY)

Vote For 1		
Total Votes	0	
PAUL VENABLE	0	0%

Carle Esch
Jim Russell
Robert L. Galloway
[Signature]

Precinct Summary Report
 PRIMARY ELECTION - TUESDAY, AUGUST 2, 2022
 CHRISTIAN COUNTY, MISSOURI
 Election Results
 13. LINCOLN #1
 OFFICIAL

Date: 8/5/2022
 Time: 12:02:19 PM
 Page 1/3

Registered Voters 2,263 - Total Ballots 608 : 26.87%

Party Distribution

Total Ballots	608	
NON-PARTISAN	0	0%
REPUBLICAN PARTY	510	83.88%
DEMOCRATIC PARTY	98	16.12%
LIBERTARIAN PARTY	0	0%
CONSTITUTION PARTY	0	0%

US SENATOR
 (REPUBLICAN PARTY)

Vote For 1 Total Votes	504	
PATRICK A LEWIS	1	0.20%
ERIC SCHMITT	228	45.24%
BILLY LONG	83	16.47%
ERIC GREITENS	74	14.68%
BERNIE MOWINSKI	3	0.60%
C.W. GARDNER	1	0.20%
DESHON PORTER	2	0.40%
VICKY HARTZLER	86	17.06%
DAVE SIMS	1	0.20%
MARK McCLOSKEY	17	3.37%
ERIC McELROY	4	0.79%
DENNIS LEE CHILTON	0	0%
ROBERT ALLEN	0	0%
DAVE SCHATZ	1	0.20%
HARTFORD TUNNELL	0	0%
KEVIN C. SCHEPERS	0	0%
RICKEY JOINER	0	0%
ROBERT OLSON	0	0%
RUSSEL PEALER BREYFOGLE Jr	1	0.20%
DARRELL LEON McCLANAHAN III	0	0%
CURTIS D. VAUGHN	2	0.40%

STATE AUDITOR
 (REPUBLICAN PARTY)

Vote For 1 Total Votes	471	
DAVID GREGORY	167	35.46%
SCOTT FITZPATRICK	304	64.54%

US REPRESENTATIVE DISTRICT 7
 (REPUBLICAN PARTY)

Vote For 1 Total Votes	508	
JAY WASSON	128	25.20%
ERIC BURLISON	220	43.31%
AUDREY RICHARDS	12	2.36%
CAMILLE LOMBARDI-OLIVE	4	0.79%
SAM ALEXANDER	18	3.54%
ALEX BYRANT	100	19.69%
PAUL WALKER	3	0.59%
MIKE MOON	23	4.53%

STATE REPRESENTATIVE DISTRICT 139
 (REPUBLICAN PARTY)


Vote For 1 Total Votes	406	
BOB TITUS	406	100.00%

CIRCUIT JUDGE CIRCUIT 38 DIVISION 2
 (REPUBLICAN PARTY)

Vote For 1 Total Votes	395	
JESSICA KRUSE	395	100.00%

ASSOCIATE CIRCUIT JUDGE DIVISION 3
 (REPUBLICAN PARTY)

Vote For 1 Total Votes	394	
STEVEN WARD	394	100.00%

Carle Esch
Tom Russell
Ralph Cochran


Registered Voters 2,263 - Total Ballots 608 : 26.87%

ASSOCIATE CIRCUIT JUDGE DIVISION 4 (REPUBLICAN PARTY)		
Vote For 1		
Total Votes	401	
DOUG BACON	401	100.00%

COLLECTOR OF REVENUE (REPUBLICAN PARTY)		
Vote For 1		
Total Votes	400	
TED NICHOLS	400	100.00%

PRESIDING COMMISSIONER (REPUBLICAN PARTY)		
Vote For 1		
Total Votes	469	
RALPH PHILLIPS	177	37.74%
LYNN MORRIS	195	41.58%
TIMOTHY PEAK	97	20.68%

COUNTY AUDITOR (REPUBLICAN PARTY)		
Vote For 1		
Total Votes	399	
AMY DENT	399	100.00%

COUNTY CLERK (REPUBLICAN PARTY)		
Vote For 1		
Total Votes	394	
PAULA BRUMFIELD	394	100.00%

US SENATOR (DEMOCRATIC PARTY)		
Vote For 1		
Total Votes	98	
LEWIS ROLEN	0	0%
GENA ROSS	1	1.02%
CARLA COFFEE WRIGHT	5	5.10%
JOSH SHIPP	0	0%
SPENCER TODER	5	5.10%
LUCAS KUNCE	34	34.69%
JEWEL KELLY	0	0%
CLARENCE (CLAY) TAYLOR	3	3.06%
PAT KELLY	1	1.02%
TRUDY BUSCH VALENTINE	47	47.96%
RONALD (RON) WILLIAM HARRIS	2	2.04%

CLERK OF THE CIRCUIT COURT (REPUBLICAN PARTY)		
Vote For 1		
Total Votes	393	
BARBIE BARNETT-STILLINGS	393	100.00%

STATE AUDITOR (DEMOCRATIC PARTY)		
Vote For 1		
Total Votes	78	
ALAN GREEN	78	100.00%

RECORDER OF DEEDS (REPUBLICAN PARTY)		
Vote For 1		
Total Votes	386	
KELLY BLUNT HALL	386	100.00%

PROSECUTING ATTORNEY (REPUBLICAN PARTY)		
Vote For 1		
Total Votes	391	
KRISTEN TUOHY AVILA	391	100.00%

Carle Cook *Barry L. Cochran*
Ann Russell *[Signature]*

Precinct Summary Report
PRIMARY ELECTION - TUESDAY, AUGUST 2, 2022
CHRISTIAN COUNTY, MISSOURI
Election Results
13. LINCOLN #1
OFFICIAL

Date: 8/5/2022
Time: 12:02:19 PM
Page 3/3

Registered Voters 2,263 - Total Ballots 608 : 26.87%

US REPRESENTATIVE DISTRICT 7
(DEMOCRATIC PARTY)

Vote For 1		
Total Votes	93	
JOHN M. WOODMAN	23	24.73%
KRISTEN RADAHER-SHEAFER	54	58.06%
BRYCE F. LOCKWOOD	16	17.20%

US SENATOR
(LIBERTARIAN PARTY)

Vote For 1		
Total Votes	0	
JONATHAN DINE	0	0%

STATE AUDITOR
(LIBERTARIAN PARTY)

Vote For 1		
Total Votes	0	
JOHN A. HARTWIG Jr.	0	0%

US REPRESENTATIVE DISTRICT 7
(LIBERTARIAN PARTY)

Vote For 1		
Total Votes	0	
KEVIN CRAIG	0	0%

US SENATOR
(CONSTITUTION PARTY)

Vote For 1		
Total Votes	0	
PAUL VENABLE	0	0%

CITY OF CLEVER QUESTION

Total Votes	152	
YES	110	72.37%
NO	42	27.63%

Carl Erwin *Sam Graham*
Ann Russell

Precinct Summary Report
 PRIMARY ELECTION - TUESDAY, AUGUST 2, 2022
 CHRISTIAN COUNTY, MISSOURI
 Election Results
 15. NORTH LINN
 OFFICIAL

Date: 8/5/2022
 Time: 12:02:19 PM
 Page 1/3

Registered Voters 739 - Total Ballots 276 : 37.35%

Party Distribution

Total Ballots	276	
NON-PARTISAN	0	0%
REPUBLICAN PARTY	249	90.22%
DEMOCRATIC PARTY	27	9.78%
LIBERTARIAN PARTY	0	0%
CONSTITUTION PARTY	0	0%

US SENATOR
 (REPUBLICAN PARTY)

Vote For 1 Total Votes	247	
PATRICK A LEWIS	2	0.81%
ERIC SCHMITT	114	46.15%
BILLY LONG	32	12.96%
ERIC GREITENS	43	17.41%
BERNIE MOWINSKI	0	0%
C.W. GARDNER	0	0%
DESHON PORTER	0	0%
VICKY HARTZLER	41	16.60%
DAVE SIMS	0	0%
MARK McCLOSKEY	5	2.02%
ERIC McELROY	0	0%
DENNIS LEE CHILTON	0	0%
ROBERT ALLEN	0	0%
DAVE SCHATZ	6	2.43%
HARTFORD TUNNELL	0	0%
KEVIN C. SCHEPERS	0	0%
RICKEY JOINER	4	1.62%
ROBERT OLSON	0	0%
RUSSEL PEALER BREYFOGLE Jr	0	0%
DARRELL LEON McCLANAHAN III	0	0%
CURTIS D. VAUGHN	0	0%

STATE AUDITOR
 (REPUBLICAN PARTY)

Vote For 1 Total Votes	232	
DAVID GREGORY	78	33.62%
SCOTT FITZPATRICK	154	66.38%

US REPRESENTATIVE DISTRICT 7
 (REPUBLICAN PARTY)

Vote For 1 Total Votes	246	
JAY WASSON	62	25.20%
ERIC BURLISON	103	41.87%
AUDREY RICHARDS	5	2.03%
CAMILLE LOMBARDI-OLIVE	1	0.41%
SAM ALEXANDER	23	9.35%
ALEX BYRANT	41	16.67%
PAUL WALKER	2	0.81%
MIKE MOON	9	3.66%

STATE REPRESENTATIVE DISTRICT 138
 (REPUBLICAN PARTY)

Vote For 1 Total Votes	194	
BRAD HUDSON	194	100.00%

CIRCUIT JUDGE CIRCUIT 38 DIVISION 2
 (REPUBLICAN PARTY)

Vote For 1 Total Votes	193	
JESSICA KRUSE	193	100.00%

ASSOCIATE CIRCUIT JUDGE DIVISION 3
 (REPUBLICAN PARTY)

Vote For 1 Total Votes	195	
STEVEN WARD	195	100.00%

Carla Esch
Tom Russer
Robin L. Graham
[Signature]

Precinct Summary Report
 PRIMARY ELECTION - TUESDAY, AUGUST 2, 2022
 CHRISTIAN COUNTY, MISSOURI
 Election Results
 15. NORTH LINN
 OFFICIAL

Date: 8/5/2022
 Time: 12:02:19 PM
 Page 2/3

Registered Voters 739 - Total Ballots 276 : 37.35%

ASSOCIATE CIRCUIT JUDGE DIVISION 4 (REPUBLICAN PARTY)		
Vote For 1		
Total Votes	190	
DOUG BACON	190	100.00%

COLLECTOR OF REVENUE (REPUBLICAN PARTY)		
Vote For 1		
Total Votes	203	
TED NICHOLS	203	100.00%

PRESIDING COMMISSIONER (REPUBLICAN PARTY)		
Vote For 1		
Total Votes	245	
RALPH PHILLIPS	134	54.69%
LYNN MORRIS	48	19.59%
TIMOTHY PEAK	63	25.71%

COUNTY AUDITOR (REPUBLICAN PARTY)		
Vote For 1		
Total Votes	196	
AMY DENT	196	100.00%

COUNTY CLERK (REPUBLICAN PARTY)		
Vote For 1		
Total Votes	197	
PAULA BRUMFIELD	197	100.00%

NORTH LINN TOWNSHIP COMMITTEEMAN (REPUBLICAN PARTY)		
Vote For 1		
Total Votes	240	
WALT MARTENS	87	36.25%
CHRIS SCHAFER	153	63.75%

CLERK OF THE CIRCUIT COURT (REPUBLICAN PARTY)		
Vote For 1		
Total Votes	193	
BARBIE BARNETT-STILLINGS	193	100.00%

NORTH LINN TOWNSHIP COMMITTEEWOMAN (REPUBLICAN PARTY)		
Vote For 1		
Total Votes	240	
WANDA MARTENS	81	33.75%
ALEXIS SCHAFER	159	66.25%

RECORDER OF DEEDS (REPUBLICAN PARTY)		
Vote For 1		
Total Votes	200	
KELLY BLUNT HALL	200	100.00%

PROSECUTING ATTORNEY (REPUBLICAN PARTY)		
Vote For 1		
Total Votes	191	
KRISTEN TUOHY AVILA	191	100.00%

Carl Esch *Dawn L. Gaska*
Hi-Rosee *[Signature]*

Precinct Summary Report
 PRIMARY ELECTION - TUESDAY, AUGUST 2, 2022
 CHRISTIAN COUNTY, MISSOURI
 Election Results
 15. NORTH LINN
 OFFICIAL

Date: 8/5/2022
 Time: 12:02:19 PM
 Page 3/3

Registered Voters 739 - Total Ballots 276 : 37.35%

US SENATOR (DEMOCRATIC PARTY)		
Vote For 1		
Total Votes	27	
LEWIS ROLEN	0	0%
GENA ROSS	1	3.70%
CARLA COFFEE WRIGHT	0	0%
JOSH SHIPP	0	0%
SPENCER TODER	0	0%
LUCAS KUNCE	7	25.93%
JEWEL KELLY	0	0%
CLARENCE (CLAY) TAYLOR	0	0%
PAT KELLY	0	0%
TRUDY BUSCH VALENTINE	18	66.67%
RONALD (RON) WILLIAM HARRIS	1	3.70%

STATE AUDITOR (LIBERTARIAN PARTY)		
Vote For 1		
Total Votes	0	
JOHN A. HARTWIG Jr.	0	0%

US REPRESENTATIVE DISTRICT 7 (LIBERTARIAN PARTY)		
Vote For 1		
Total Votes	0	
KEVIN CRAIG	0	0%

US SENATOR (CONSTITUTION PARTY)		
Vote For 1		
Total Votes	0	
PAUL VENABLE	0	0%

STATE AUDITOR (DEMOCRATIC PARTY)		
Vote For 1		
Total Votes	22	
ALAN GREEN	22	100.00%

US REPRESENTATIVE DISTRICT 7 (DEMOCRATIC PARTY)		
Vote For 1		
Total Votes	26	
JOHN M. WOODMAN	7	26.92%
KRISTEN RADAHER-SHEAFER	16	61.54%
BRYCE F. LOCKWOOD	3	11.54%

US SENATOR (LIBERTARIAN PARTY)		
Vote For 1		
Total Votes	0	
JONATHAN DINE	0	0%

Carl Esch *Donna Ozaka*
Ann Bender *[Signature]*

Precinct Summary Report
 PRIMARY ELECTION - TUESDAY, AUGUST 2, 2022
 CHRISTIAN COUNTY, MISSOURI
 Election Results
 17. McCRAKEN
 OFFICIAL

Date: 8/5/2022
 Time: 12:02:19 PM
 Page 1/3

Registered Voters 1,751 - Total Ballots 528 : 30.15%

Party Distribution		
Total Ballots	528	
NON-PARTISAN	0	0%
REPUBLICAN PARTY	491	92.99%
DEMOCRATIC PARTY	37	7.01%
LIBERTARIAN PARTY	0	0%
CONSTITUTION PARTY	0	0%

US SENATOR (REPUBLICAN PARTY)		
Vote For 1		
Total Votes	488	
PATRICK A LEWIS	1	0.20%
ERIC SCHMITT	207	42.42%
BILLY LONG	85	17.42%
ERIC GREITENS	66	13.52%
BERNIE MOWINSKI	0	0%
C.W. GARDNER	0	0%
DESHON PORTER	2	0.41%
VICKY HARTZLER	87	17.83%
DAVE SIMS	2	0.41%
MARK McCLOSKEY	25	5.12%
ERIC McELROY	3	0.61%
DENNIS LEE CHILTON	0	0%
ROBERT ALLEN	1	0.20%
DAVE SCHATZ	3	0.61%
HARTFORD TUNNELL	0	0%
KEVIN C. SCHEPERS	0	0%
RICKEY JOINER	1	0.20%
ROBERT OLSON	0	0%
RUSSEL PEALER BREYFOGLE	0	0%
Jr		
DARRELL LEON McCLANAHAN	2	0.41%
III		
CURTIS D. VAUGHN	3	0.61%

STATE AUDITOR (REPUBLICAN PARTY)		
Vote For 1		
Total Votes	456	
DAVID GREGORY	162	35.53%
SCOTT FITZPATRICK	294	64.47%

US REPRESENTATIVE DISTRICT 7 (REPUBLICAN PARTY)		
Vote For 1		
Total Votes	485	
JAY WASSON	106	21.86%
ERIC BURLISON	208	42.89%
AUDREY RICHARDS	4	0.82%
CAMILLE LOMBARDI-OLIVE	8	1.65%
SAM ALEXANDER	22	4.54%
ALEX BYRANT	100	20.62%
PAUL WALKER	7	1.44%
MIKE MOON	30	6.19%

STATE REPRESENTATIVE DISTRICT 140 (REPUBLICAN PARTY)		
Vote For 1		
Total Votes	450	
JAMIE RAY GRAGG	239	53.11%
DANNY GARRISON	211	46.89%

CIRCUIT JUDGE CIRCUIT 38 DIVISION 2 (REPUBLICAN PARTY)		
Vote For 1		
Total Votes	379	
JESSICA KRUSE	379	100.00%

ASSOCIATE CIRCUIT JUDGE DIVISION 3 (REPUBLICAN PARTY)		
Vote For 1		
Total Votes	380	
STEVEN WARD	380	100.00%

Carl E. Smith
Joe R. Smith
David L. Smith
John L. Smith

Precinct Summary Report
 PRIMARY ELECTION - TUESDAY, AUGUST 2, 2022
 CHRISTIAN COUNTY, MISSOURI
 Election Results
 17. McCRAKEN
 OFFICIAL

Date: 8/5/2022
 Time: 12:02:19 PM
 Page 2/3

Registered Voters 1,751 - Total Ballots 528 : 30.15%

ASSOCIATE CIRCUIT JUDGE DIVISION 4 (REPUBLICAN PARTY)		
Vote For 1		
Total Votes	380	
DOUG BACON	380	100.00%

COLLECTOR OF REVENUE (REPUBLICAN PARTY)		
Vote For 1		
Total Votes	386	
TED NICHOLS	386	100.00%

PRESIDING COMMISSIONER (REPUBLICAN PARTY)		
Vote For 1		
Total Votes	482	
RALPH PHILLIPS	221	45.85%
LYNN MORRIS	158	32.78%
TIMOTHY PEAK	103	21.37%

COUNTY AUDITOR (REPUBLICAN PARTY)		
Vote For 1		
Total Votes	382	
AMY DENT	382	100.00%

COUNTY CLERK (REPUBLICAN PARTY)		
Vote For 1		
Total Votes	376	
PAULA BRUMFIELD	376	100.00%

US SENATOR (DEMOCRATIC PARTY)		
Vote For 1		
Total Votes	37	
LEWIS ROLEN	0	0%
GENA ROSS	0	0%
CARLA COFFEE WRIGHT	1	2.70%
JOSH SHIPP	0	0%
SPENCER TODER	2	5.41%
LUCAS KUNCE	22	59.46%
JEWEL KELLY	1	2.70%
CLARENCE (CLAY) TAYLOR	0	0%
PAT KELLY	0	0%
TRUDY BUSCH VALENTINE	11	29.73%
RONALD (RON) WILLIAM HARRIS	0	0%

CLERK OF THE CIRCUIT COURT (REPUBLICAN PARTY)		
Vote For 1		
Total Votes	380	
BARBIE BARNETT-STILLINGS	380	100.00%

STATE AUDITOR (DEMOCRATIC PARTY)		
Vote For 1		
Total Votes	34	
ALAN GREEN	34	100.00%

RECORDER OF DEEDS (REPUBLICAN PARTY)		
Vote For 1		
Total Votes	381	
KELLY BLUNT HALL	381	100.00%

PROSECUTING ATTORNEY (REPUBLICAN PARTY)		
Vote For 1		
Total Votes	377	
KRISTEN TUOHY AVILA	377	100.00%

Carla Esch *Robert Crider*
Jane Russell *[Signature]*

Precinct Summary Report
PRIMARY ELECTION - TUESDAY, AUGUST 2, 2022
CHRISTIAN COUNTY, MISSOURI
Election Results
17. McCRAKEN
OFFICIAL

Date: 8/5/2022
Time: 12:02:19 PM
Page 3/3

Registered Voters 1,751 - Total Ballots 528 : 30.15%

US REPRESENTATIVE DISTRICT 7
(DEMOCRATIC PARTY)

Vote For 1

Total Votes 36

JOHN M. WOODMAN	9	25.00%
KRISTEN RADAHER-SHEAFER	26	72.22%
BRYCE F. LOCKWOOD	1	2.78%

STATE REPRESENTATIVE DISTRICT 140
(DEMOCRATIC PARTY)

Vote For 1

Total Votes 36

AMY FREELAND	36	100.00%
--------------	----	---------

US SENATOR
(LIBERTARIAN PARTY)

Vote For 1

Total Votes 0

JONATHAN DINE	0	0%
---------------	---	----

STATE AUDITOR
(LIBERTARIAN PARTY)

Vote For 1

Total Votes 0

JOHN A. HARTWIG Jr.	0	0%
---------------------	---	----

US REPRESENTATIVE DISTRICT 7
(LIBERTARIAN PARTY)

Vote For 1

Total Votes 0

KEVIN CRAIG	0	0%
-------------	---	----

US SENATOR
(CONSTITUTION PARTY)

Vote For 1

Total Votes 0

PAUL VENABLE	0	0%
--------------	---	----

Carla Esch *Robin L. Gardner*
For Russell *[Signature]*

Precinct Summary Report
 PRIMARY ELECTION - TUESDAY, AUGUST 2, 2022
 CHRISTIAN COUNTY, MISSOURI
 Election Results
 19. UNION CHAPEL 1B
 OFFICIAL

Date: 8/5/2022
 Time: 12:02:20 PM
 Page 1/3

Registered Voters 1,025 - Total Ballots 255 : 24.88%

Party Distribution

Total Ballots	255	
NON-PARTISAN	0	0%
REPUBLICAN PARTY	213	83.53%
DEMOCRATIC PARTY	41	16.08%
LIBERTARIAN PARTY	1	0.39%
CONSTITUTION PARTY	0	0%

US SENATOR
 (REPUBLICAN PARTY)

Vote For 1 Total Votes	211	
PATRICK A LEWIS	2	0.95%
ERIC SCHMITT	93	44.08%
BILLY LONG	25	11.85%
ERIC GREITENS	34	16.11%
BERNIE MOWINSKI	0	0%
C.W. GARDNER	0	0%
DESHON PORTER	0	0%
VICKY HARTZLER	39	18.48%
DAVE SIMS	3	1.42%
MARK McCLOSKEY	7	3.32%
ERIC McELROY	1	0.47%
DENNIS LEE CHILTON	0	0%
ROBERT ALLEN	0	0%
DAVE SCHATZ	0	0%
HARTFORD TUNNELL	3	1.42%
KEVIN C. SCHEPERS	0	0%
RICKEY JOINER	1	0.47%
ROBERT OLSON	0	0%
RUSSEL PEALER BREYFOGLE	0	0%
Jr		
DARRELL LEON McCLANAHAN	0	0%
III		
CURTIS D. VAUGHN	3	1.42%

STATE AUDITOR
 (REPUBLICAN PARTY)

Vote For 1 Total Votes	191	
DAVID GREGORY	72	37.70%
SCOTT FITZPATRICK	119	62.30%

US REPRESENTATIVE DISTRICT 7
 (REPUBLICAN PARTY)

Vote For 1 Total Votes	210	
JAY WASSON	48	22.86%
ERIC BURLISON	80	38.10%
AUDREY RICHARDS	4	1.90%
CAMILLE LOMBARDI-OLIVE	1	0.48%
SAM ALEXANDER	4	1.90%
ALEX BYRANT	68	32.38%
PAUL WALKER	1	0.48%
MIKE MOON	4	1.90%

STATE REPRESENTATIVE DISTRICT 139
 (REPUBLICAN PARTY)

Vote For 1 Total Votes	169	
BOB TITUS	169	100.00%

CIRCUIT JUDGE CIRCUIT 38 DIVISION 2
 (REPUBLICAN PARTY)

Vote For 1 Total Votes	162	
JESSICA KRUSE	162	100.00%

ASSOCIATE CIRCUIT JUDGE DIVISION 3
 (REPUBLICAN PARTY)

Vote For 1 Total Votes	163	
STEVEN WARD	163	100.00%

Carla Essick
[Signature]
[Signature]
[Signature]

Precinct Summary Report
 PRIMARY ELECTION - TUESDAY, AUGUST 2, 2022
 CHRISTIAN COUNTY, MISSOURI
 Election Results
 19. UNION CHAPEL 1B
 OFFICIAL

Date: 8/5/2022
 Time: 12:02:20 PM
 Page 2/3

Registered Voters 1,025 - Total Ballots 255 : 24.88%

ASSOCIATE CIRCUIT JUDGE DIVISION 4 (REPUBLICAN PARTY)		
Vote For 1		
Total Votes	166	
DOUG BACON	166	100.00%

COLLECTOR OF REVENUE (REPUBLICAN PARTY)		
Vote For 1		
Total Votes	165	
TED NICHOLS	165	100.00%

PRESIDING COMMISSIONER (REPUBLICAN PARTY)		
Vote For 1		
Total Votes	194	
RALPH PHILLIPS	76	39.18%
LYNN MORRIS	66	34.02%
TIMOTHY PEAK	52	26.80%

COUNTY AUDITOR (REPUBLICAN PARTY)		
Vote For 1		
Total Votes	166	
AMY DENT	166	100.00%

COUNTY CLERK (REPUBLICAN PARTY)		
Vote For 1		
Total Votes	166	
PAULA BRUMFIELD	166	100.00%

US SENATOR (DEMOCRATIC PARTY)		
Vote For 1		
Total Votes	41	
LEWIS ROLEN	1	2.44%
GENA ROSS	2	4.88%
CARLA COFFEE WRIGHT	1	2.44%
JOSH SHIPP	0	0%
SPENCER TODER	3	7.32%
LUCAS KUNCE	15	36.59%
JEWEL KELLY	0	0%
CLARENCE (CLAY) TAYLOR	1	2.44%
PAT KELLY	1	2.44%
TRUDY BUSCH VALENTINE	17	41.46%
RONALD (RON) WILLIAM HARRIS	0	0%

CLERK OF THE CIRCUIT COURT (REPUBLICAN PARTY)		
Vote For 1		
Total Votes	164	
BARBIE BARNETT-STILLINGS	164	100.00%

RECORDER OF DEEDS (REPUBLICAN PARTY)		
Vote For 1		
Total Votes	164	
KELLY BLUNT HALL	164	100.00%

STATE AUDITOR (DEMOCRATIC PARTY)		
Vote For 1		
Total Votes	37	
ALAN GREEN	37	100.00%

PROSECUTING ATTORNEY (REPUBLICAN PARTY)		
Vote For 1		
Total Votes	165	
KRISTEN TUOHY AVILA	165	100.00%

Carla Esch
John P. ...
Robert ...

Precinct Summary Report
 PRIMARY ELECTION - TUESDAY, AUGUST 2, 2022
 CHRISTIAN COUNTY, MISSOURI
 Election Results
 20. POLK
 OFFICIAL

Date: 8/5/2022
 Time: 12:02:20 PM
 Page 1/3

Registered Voters 2,367 - Total Ballots 629 : 26.57%

Party Distribution		
Total Ballots	629	
NON-PARTISAN	0	0%
REPUBLICAN PARTY	563	89.51%
DEMOCRATIC PARTY	66	10.49%
LIBERTARIAN PARTY	0	0%
CONSTITUTION PARTY	0	0%

US SENATOR (REPUBLICAN PARTY)		
Vote For 1		
Total Votes	561	
PATRICK A LEWIS	3	0.53%
ERIC SCHMITT	272	48.48%
BILLY LONG	61	10.87%
ERIC GREITENS	96	17.11%
BERNIE MOWINSKI	0	0%
C.W. GARDNER	1	0.18%
DESHON PORTER	0	0%
VICKY HARTZLER	98	17.47%
DAVE SIMS	3	0.53%
MARK McCLOSKEY	13	2.32%
ERIC McELROY	2	0.36%
DENNIS LEE CHILTON	0	0%
ROBERT ALLEN	0	0%
DAVE SCHATZ	7	1.25%
HARTFORD TUNNELL	1	0.18%
KEVIN C. SCHEPERS	1	0.18%
RICKEY JOINER	1	0.18%
ROBERT OLSON	1	0.18%
RUSSEL PEALER BREYFOGLE Jr	0	0%
DARRELL LEON McCLANAHAN III	0	0%
CURTIS D. VAUGHN	1	0.18%


STATE AUDITOR (REPUBLICAN PARTY)		
Vote For 1		
Total Votes	515	
DAVID GREGORY	178	34.56%
SCOTT FITZPATRICK	337	65.44%

US REPRESENTATIVE DISTRICT 7 (REPUBLICAN PARTY)		
Vote For 1		
Total Votes	554	
JAY WASSON	118	21.30%
ERIC BURLISON	272	49.10%
AUDREY RICHARDS	12	2.17%
CAMILLE LOMBARDI-OLIVE	3	0.54%
SAM ALEXANDER	32	5.78%
ALEX BYRANT	85	15.34%
PAUL WALKER	2	0.36%
MIKE MOON	30	5.42%

STATE REPRESENTATIVE DISTRICT 139 (REPUBLICAN PARTY)		
Vote For 1		
Total Votes	489	
BOB TITUS	489	100.00%

CIRCUIT JUDGE CIRCUIT 38 DIVISION 2 (REPUBLICAN PARTY)		
Vote For 1		
Total Votes	470	
JESSICA KRUSE	470	100.00%

ASSOCIATE CIRCUIT JUDGE DIVISION 3 (REPUBLICAN PARTY)		
Vote For 1		
Total Votes	465	
STEVEN WARD	465	100.00%

Carla Erick
For Justice
Robert Cochran


Precinct Summary Report
PRIMARY ELECTION - TUESDAY, AUGUST 2, 2022
CHRISTIAN COUNTY, MISSOURI
Election Results
19. UNION CHAPEL 1B
OFFICIAL

Date: 8/5/2022
Time: 12:02:20 PM
Page 3/3

Registered Voters 1,025 - Total Ballots 255 : 24.88%

US REPRESENTATIVE DISTRICT 7
(DEMOCRATIC PARTY)

Vote For 1		
Total Votes	41	
JOHN M. WOODMAN	15	36.59%
KRISTEN RADAKER-SHEAFER	22	53.66%
BRYCE F. LOCKWOOD	4	9.76%

US SENATOR
(LIBERTARIAN PARTY)

Vote For 1		
Total Votes	1	
JONATHAN DINE	1	100.00%

STATE AUDITOR
(LIBERTARIAN PARTY)

Vote For 1		
Total Votes	1	
JOHN A. HARTWIG Jr.	1	100.00%

US REPRESENTATIVE DISTRICT 7
(LIBERTARIAN PARTY)

Vote For 1		
Total Votes	1	
KEVIN CRAIG	1	100.00%

US SENATOR
(CONSTITUTION PARTY)

Vote For 1		
Total Votes	0	
PAUL VENABLE	0	0%

Carla Esch
Ann Russell
Robin Graham
[Signature]

Precinct Summary Report
 PRIMARY ELECTION - TUESDAY, AUGUST 2, 2022
 CHRISTIAN COUNTY, MISSOURI
 Election Results
 20. POLK
 OFFICIAL

Date: 8/5/2022
 Time: 12:02:20 PM
 Page 2/3

Registered Voters 2,367 - Total Ballots 629 : 26.57%

ASSOCIATE CIRCUIT JUDGE DIVISION 4
 (REPUBLICAN PARTY)

Vote For 1			
Total Votes	466		
DOUG BACON	466	100.00%	

COLLECTOR OF REVENUE
 (REPUBLICAN PARTY)

Vote For 1			
Total Votes	475		
TED NICHOLS	475	100.00%	

PRESIDING COMMISSIONER
 (REPUBLICAN PARTY)

Vote For 1			
Total Votes	513		
RALPH PHILLIPS	159	30.99%	
LYNN MORRIS	241	46.98%	
TIMOTHY PEAK	113	22.03%	

COUNTY AUDITOR
 (REPUBLICAN PARTY)

Vote For 1			
Total Votes	467		
AMY DENT	467	100.00%	

COUNTY CLERK
 (REPUBLICAN PARTY)

Vote For 1			
Total Votes	464		
PAULA BRUMFIELD	464	100.00%	

POLK TOWNSHIP COMMITTEEMAN
 (REPUBLICAN PARTY)

Vote For 1			
Total Votes	454		
STEVEN DARRYL SIPES	152	33.48%	
GARY BUSTER	302	66.52%	

CLERK OF THE CIRCUIT COURT
 (REPUBLICAN PARTY)

Vote For 1			
Total Votes	461		
BARBIE BARNETT-STILLINGS	461	100.00%	

POLK TOWNSHIP COMMITTEEWOMAN
 (REPUBLICAN PARTY)

Vote For 1			
Total Votes	452		
PAULETTE OVERALL	270	59.73%	
CAROLYN SIPES	182	40.27%	

RECORDER OF DEEDS
 (REPUBLICAN PARTY)

Vote For 1			
Total Votes	470		
KELLY BLUNT HALL	470	100.00%	

PROSECUTING ATTORNEY
 (REPUBLICAN PARTY)

Vote For 1			
Total Votes	459		
KRISTEN TUOHY AVILA	459	100.00%	

Carla Esquiv *Abbe L. Oschman*
Joe Russell *[Signature]*

Precinct Summary Report
 PRIMARY ELECTION - TUESDAY, AUGUST 2, 2022
 CHRISTIAN COUNTY, MISSOURI
 Election Results
 20. POLK
 OFFICIAL

Date: 8/5/2022
 Time: 12:02:20 PM
 Page 3/3

Registered Voters 2,367 - Total Ballots 629 : 26.57%

US SENATOR
 (DEMOCRATIC PARTY)

Vote For 1		
Total Votes	66	
LEWIS ROLEN	0	0%
GENA ROSS	5	7.58%
CARLA COFFEE WRIGHT	4	6.06%
JOSH SHIPP	1	1.52%
SPENCER TODER	4	6.06%
LUCAS KUNCE	27	40.91%
JEWEL KELLY	1	1.52%
CLARENCE (CLAY) TAYLOR	0	0%
PAT KELLY	0	0%
TRUDY BUSCH VALENTINE	24	36.36%
RONALD (RON) WILLIAM HARRIS	0	0%

STATE AUDITOR
 (LIBERTARIAN PARTY)

Vote For 1		
Total Votes	0	
JOHN A. HARTWIG Jr.	0	0%

US REPRESENTATIVE DISTRICT 7
 (LIBERTARIAN PARTY)

Vote For 1		
Total Votes	0	
KEVIN CRAIG	0	0%

US SENATOR
 (CONSTITUTION PARTY)

Vote For 1		
Total Votes	0	
PAUL VENABLE	0	0%

STATE AUDITOR
 (DEMOCRATIC PARTY)

Vote For 1		
Total Votes	61	
ALAN GREEN	61	100.00%

CITY OF CLEVER QUESTION

Total Votes	1	
YES	0	0%
NO	1	100.00%

US REPRESENTATIVE DISTRICT 7
 (DEMOCRATIC PARTY)

Vote For 1		
Total Votes	64	
JOHN M. WOODMAN	18	28.12%
KRISTEN RADAKER-SHEAFER	44	68.75%
BRYCE F. LOCKWOOD	2	3.12%

CITY OF REPUBLIC QUESTION 1

Total Votes	25	
YES	17	68.00%
NO	8	32.00%

US SENATOR
 (LIBERTARIAN PARTY)

Vote For 1		
Total Votes	0	
JONATHAN DINE	0	0%

CITY OF REPUBLIC QUESTION 2

Total Votes	26	
YES	19	73.08%
NO	7	26.92%

Carla Coffee Wright
John M. Woodman
Trudy Busch Valentine
Alan Green

Precinct Summary Report
 PRIMARY ELECTION - TUESDAY, AUGUST 2, 2022
 CHRISTIAN COUNTY, MISSOURI
 Election Results
 21. UNION CHAPEL 1A
 OFFICIAL

Date: 8/5/2022
 Time: 12:02:20 PM
 Page 1/3

Registered Voters 1,835 - Total Ballots 578 : 31.50%

Party Distribution		
Total Ballots	578	
NON-PARTISAN	0	0%
REPUBLICAN PARTY	501	86.68%
DEMOCRATIC PARTY	77	13.32%
LIBERTARIAN PARTY	0	0%
CONSTITUTION PARTY	0	0%

US SENATOR (REPUBLICAN PARTY)		
Vote For 1		
Total Votes	493	
PATRICK A LEWIS	5	1.01%
ERIC SCHMITT	199	40.37%
BILLY LONG	62	12.58%
ERIC GREITENS	66	13.39%
BERNIE MOWINSKI	1	0.20%
C.W. GARDNER	0	0%
DESHON PORTER	1	0.20%
VICKY HARTZLER	129	26.17%
DAVE SIMS	3	0.61%
MARK McCLOSKEY	18	3.65%
ERIC McELROY	3	0.61%
DENNIS LEE CHILTON	1	0.20%
ROBERT ALLEN	1	0.20%
DAVE SCHATZ	2	0.41%
HARTFORD TUNNELL	0	0%
KEVIN C. SCHEPERS	0	0%
RICKEY JOINER	1	0.20%
ROBERT OLSON	1	0.20%
RUSSEL PEALER BREYFOGLE Jr	0	0%
DARRELL LEON McCLANAHAN III	0	0%
CURTIS D. VAUGHN	0	0%


STATE AUDITOR (REPUBLICAN PARTY)		
Vote For 1		
Total Votes	445	
DAVID GREGORY	153	34.38%
SCOTT FITZPATRICK	292	65.62%

US REPRESENTATIVE DISTRICT 7 (REPUBLICAN PARTY)		
Vote For 1		
Total Votes	499	
JAY WASSON	182	36.47%
ERIC BURLISON	180	36.07%
AUDREY RICHARDS	11	2.20%
CAMILLE LOMBARDI-OLIVE	1	0.20%
SAM ALEXANDER	10	2.00%
ALEX BYRANT	101	20.24%
PAUL WALKER	3	0.60%
MIKE MOON	11	2.20%

STATE REPRESENTATIVE DISTRICT 139 (REPUBLICAN PARTY)		
Vote For 1		
Total Votes	411	
BOB TITUS	411	100.00%

CIRCUIT JUDGE CIRCUIT 38 DIVISION 2 (REPUBLICAN PARTY)		
Vote For 1		
Total Votes	404	
JESSICA KRUSE	404	100.00%

ASSOCIATE CIRCUIT JUDGE DIVISION 3 (REPUBLICAN PARTY)		
Vote For 1		
Total Votes	402	
STEVEN WARD	402	100.00%

Charles E. Smith
App. P. Russell
Robert L. Braden


Precinct Summary Report
 PRIMARY ELECTION - TUESDAY, AUGUST 2, 2022
 CHRISTIAN COUNTY, MISSOURI
 Election Results
 21. UNION CHAPEL 1A
 OFFICIAL

Date: 8/5/2022
 Time: 12:02:20 PM
 Page 2/3

Registered Voters 1,835 - Total Ballots 578 : 31.50%

ASSOCIATE CIRCUIT JUDGE DIVISION 4
 (REPUBLICAN PARTY)

Vote For 1			
Total Votes	411		
DOUG BACON	411	100.00%	

COLLECTOR OF REVENUE
 (REPUBLICAN PARTY)

Vote For 1			
Total Votes	420		
TED NICHOLS	420	100.00%	

PRESIDING COMMISSIONER
 (REPUBLICAN PARTY)

Vote For 1			
Total Votes	460		
RALPH PHILLIPS	146	31.74%	
LYNN MORRIS	207	45.00%	
TIMOTHY PEAK	107	23.26%	

COUNTY AUDITOR
 (REPUBLICAN PARTY)

Vote For 1			
Total Votes	404		
AMY DENT	404	100.00%	

COUNTY CLERK
 (REPUBLICAN PARTY)

Vote For 1			
Total Votes	404		
PAULA BRUMFIELD	404	100.00%	

UNION CHAPEL 1A TOWNSHIP COMMITTEEWOMAN
 (REPUBLICAN PARTY)

Vote For 1			
Total Votes	387		
CONETTA TAYLOR	191	49.35%	
PAT HACKETT	196	50.65%	

CLERK OF THE CIRCUIT COURT
 (REPUBLICAN PARTY)

Vote For 1			
Total Votes	399		
BARBIE BARNETT-STILLINGS	399	100.00%	

US SENATOR
 (DEMOCRATIC PARTY)

Vote For 1			
Total Votes	77		
LEWIS ROLAN	2	2.60%	
GENA ROSS	2	2.60%	
CARLA COFFEE WRIGHT	1	1.30%	
JOSH SHIPP	1	1.30%	
SPENCER TODER	0	0%	
LUCAS KUNCE	26	33.77%	
JEWEL KELLY	0	0%	
CLARENCE (CLAY) TAYLOR	0	0%	
PAT KELLY	1	1.30%	
TRUDY BUSCH VALENTINE	43	55.84%	
RONALD (RON) WILLIAM HARRIS	1	1.30%	

RECORDER OF DEEDS
 (REPUBLICAN PARTY)

Vote For 1			
Total Votes	400		
KELLY BLUNT HALL	400	100.00%	

PROSECUTING ATTORNEY
 (REPUBLICAN PARTY)

Vote For 1			
Total Votes	392		
KRISTEN TUOHY AVILA	392	100.00%	

Carla Coffee Wright
Pat Kelly
Trudy Busch Valentine
Ronald William Harris

Precinct Summary Report
PRIMARY ELECTION - TUESDAY, AUGUST 2, 2022
CHRISTIAN COUNTY, MISSOURI
Election Results
21. UNION CHAPEL 1A
OFFICIAL

Date: 8/5/2022
Time: 12:02:20 PM
Page 3/3

Registered Voters 1,835 - Total Ballots 578 : 31.50%

STATE AUDITOR
(DEMOCRATIC PARTY)

Vote For 1		
Total Votes	71	
ALAN GREEN	71	100.00%

US REPRESENTATIVE DISTRICT 7
(DEMOCRATIC PARTY)

Vote For 1		
Total Votes	77	
JOHN M. WOODMAN	19	24.68%
KRISTEN RADAHER-SHEAFER	47	61.04%
BRYCE F. LOCKWOOD	11	14.29%

US SENATOR
(LIBERTARIAN PARTY)

Vote For 1		
Total Votes	0	
JONATHAN DINE	0	0%

STATE AUDITOR
(LIBERTARIAN PARTY)

Vote For 1		
Total Votes	0	
JOHN A. HARTWIG Jr.	0	0%

US REPRESENTATIVE DISTRICT 7
(LIBERTARIAN PARTY)

Vote For 1		
Total Votes	0	
KEVIN CRAIG	0	0%

US SENATOR
(CONSTITUTION PARTY)

Vote For 1		
Total Votes	0	
PAUL VENABLE	0	0%

Carle Essick *Robin Cochran*
Ann Russell *[Signature]*

Precinct Summary Report
 PRIMARY ELECTION - TUESDAY, AUGUST 2, 2022
 CHRISTIAN COUNTY, MISSOURI
 Election Results
 22. ROSEDALE 1A
 OFFICIAL

Date: 8/5/2022
 Time: 12:02:20 PM
 Page 1/3

Registered Voters 2,241 - Total Ballots 535 : 23.87%

Party Distribution		
Total Ballots	535	
NON-PARTISAN	0	0%
REPUBLICAN PARTY	433	80.93%
DEMOCRATIC PARTY	102	19.07%
LIBERTARIAN PARTY	0	0%
CONSTITUTION PARTY	0	0%

US SENATOR (REPUBLICAN PARTY)		
Vote For 1		
Total Votes	428	
PATRICK A LEWIS	3	0.70%
ERIC SCHMITT	231	53.97%
BILLY LONG	55	12.85%
ERIC GREITENS	52	12.15%
BERNIE MOWINSKI	2	0.47%
C.W. GARDNER	1	0.23%
DESHON PORTER	1	0.23%
VICKY HARTZLER	64	14.95%
DAVE SIMS	0	0%
MARK McCLOSKEY	13	3.04%
ERIC McELROY	0	0%
DENNIS LEE CHILTON	0	0%
ROBERT ALLEN	1	0.23%
DAVE SCHATZ	3	0.70%
HARTFORD TUNNELL	0	0%
KEVIN C. SCHEPERS	0	0%
RICKEY JOINER	1	0.23%
ROBERT OLSON	0	0%
RUSSEL PEALER BREYFOGLE Jr	0	0%
DARRELL LEON McCLANAHAN III	0	0%
CURTIS D. VAUGHN	1	0.23%


STATE AUDITOR (REPUBLICAN PARTY)		
Vote For 1		
Total Votes	392	
DAVID GREGORY	148	37.76%
SCOTT FITZPATRICK	244	62.24%

US REPRESENTATIVE DISTRICT 7 (REPUBLICAN PARTY)		
Vote For 1		
Total Votes	431	
JAY WASSON	79	18.33%
ERIC BURLISON	194	45.01%
AUDREY RICHARDS	11	2.55%
CAMILLE LOMBARDI-OLIVE	8	1.86%
SAM ALEXANDER	13	3.02%
ALEX BYRANT	117	27.15%
PAUL WALKER	2	0.46%
MIKE MOON	7	1.62%

STATE REPRESENTATIVE DISTRICT 139 (REPUBLICAN PARTY)		
Vote For 1		
Total Votes	351	
BOB TITUS	351	100.00%

CIRCUIT JUDGE CIRCUIT 38 DIVISION 2 (REPUBLICAN PARTY)		
Vote For 1		
Total Votes	339	
JESSICA KRUSE	339	100.00%

ASSOCIATE CIRCUIT JUDGE DIVISION 3 (REPUBLICAN PARTY)		
Vote For 1		
Total Votes	333	
STEVEN WARD	333	100.00%

Carla Essick
Ann Russell
Dustin C. Graham


Precinct Summary Report
 PRIMARY ELECTION - TUESDAY, AUGUST 2, 2022
 CHRISTIAN COUNTY, MISSOURI
 Election Results
 22. ROSEDALE 1A
 OFFICIAL

Date: 8/5/2022
 Time: 12:02:20 PM
 Page 2/3

Registered Voters 2,241 - Total Ballots 535 : 23.87%

ASSOCIATE CIRCUIT JUDGE DIVISION 4 (REPUBLICAN PARTY)		
Vote For 1		
Total Votes	335	
DOUG BACON	335	100.00%

COLLECTOR OF REVENUE (REPUBLICAN PARTY)		
Vote For 1		
Total Votes	341	
TED NICHOLS	341	100.00%

PRESIDING COMMISSIONER (REPUBLICAN PARTY)		
Vote For 1		
Total Votes	393	
RALPH PHILLIPS	131	33.33%
LYNN MORRIS	180	45.80%
TIMOTHY PEAK	82	20.87%

COUNTY AUDITOR (REPUBLICAN PARTY)		
Vote For 1		
Total Votes	337	
AMY DENT	337	100.00%

COUNTY CLERK (REPUBLICAN PARTY)		
Vote For 1		
Total Votes	333	
PAULA BRUMFIELD	333	100.00%

US SENATOR (DEMOCRATIC PARTY)		
Vote For 1		
Total Votes	101	
LEWIS ROLEN	2	1.98%
GENA ROSS	8	7.92%
CARLA COFFEE WRIGHT	2	1.98%
JOSH SHIPP	1	0.99%
SPENCER TODER	4	3.96%
LUCAS KUNCE	51	50.50%
JEWEL KELLY	6	5.94%
CLARENCE (CLAY) TAYLOR	1	0.99%
PAT KELLY	1	0.99%
TRUDY BUSCH VALENTINE	23	22.77%
RONALD (RON) WILLIAM HARRIS	2	1.98%

CLERK OF THE CIRCUIT COURT (REPUBLICAN PARTY)		
Vote For 1		
Total Votes	333	
BARBIE BARNETT-STILLINGS	333	100.00%

RECORDER OF DEEDS (REPUBLICAN PARTY)		
Vote For 1		
Total Votes	335	
KELLY BLUNT HALL	335	100.00%

STATE AUDITOR (DEMOCRATIC PARTY)		
Vote For 1		
Total Votes	90	
ALAN GREEN	90	100.00%

PROSECUTING ATTORNEY (REPUBLICAN PARTY)		
Vote For 1		
Total Votes	334	
KRISTEN TUOHY AVILA	334	100.00%

Carla Smith *Timothy Peak*
Jim Russell *John Baker*

Precinct Summary Report
PRIMARY ELECTION - TUESDAY, AUGUST 2, 2022
CHRISTIAN COUNTY, MISSOURI
Election Results
22. ROSEDALE 1A
OFFICIAL

Date: 8/5/2022
Time: 12:02:20 PM
Page 3/3

Registered Voters 2,241 - Total Ballots 535 : 23.87%

US REPRESENTATIVE DISTRICT 7 (DEMOCRATIC PARTY)		
Vote For 1		
Total Votes	94	
JOHN M. WOODMAN	38	40.43%
KRISTEN RADAKER-SHEAFER	46	48.94%
BRYCE F. LOCKWOOD	10	10.64%

US SENATOR (LIBERTARIAN PARTY)		
Vote For 1		
Total Votes	0	
JONATHAN DINE	0	0%

STATE AUDITOR (LIBERTARIAN PARTY)		
Vote For 1		
Total Votes	0	
JOHN A. HARTWIG Jr.	0	0%

US REPRESENTATIVE DISTRICT 7 (LIBERTARIAN PARTY)		
Vote For 1		
Total Votes	0	
KEVIN CRAIG	0	0%

US SENATOR (CONSTITUTION PARTY)		
Vote For 1		
Total Votes	0	
PAUL VENABLE	0	0%

Carla Essick
Zoe Russell
Robert Graham
[Signature]

Precinct Summary Report
 PRIMARY ELECTION - TUESDAY, AUGUST 2, 2022
 CHRISTIAN COUNTY, MISSOURI
 Election Results
 23. GARDEN GROVE
 OFFICIAL

Date: 8/5/2022
 Time: 12:02:21 PM
 Page 1/3

Registered Voters 2,209 - Total Ballots 541 : 24.49%

Party Distribution

Total Ballots	541	
NON-PARTISAN	0	0%
REPUBLICAN PARTY	445	82.26%
DEMOCRATIC PARTY	93	17.19%
LIBERTARIAN PARTY	3	0.55%
CONSTITUTION PARTY	0	0%

US SENATOR
 (REPUBLICAN PARTY)

Vote For 1		
Total Votes	437	
PATRICK A LEWIS	4	0.92%
ERIC SCHMITT	223	51.03%
BILLY LONG	57	13.04%
ERIC GREITENS	62	14.19%
BERNIE MOWINSKI	3	0.69%
C.W. GARDNER	0	0%
DESHON PORTER	0	0%
VICKY HARTZLER	56	12.81%
DAVE SIMS	1	0.23%
MARK McCLOSKEY	12	2.75%
ERIC McELROY	4	0.92%
DENNIS LEE CHILTON	1	0.23%
ROBERT ALLEN	0	0%
DAVE SCHATZ	1	0.23%
HARTFORD TUNNELL	0	0%
KEVIN C. SCHEPERS	1	0.23%
RICKEY JOINER	0	0%
ROBERT OLSON	1	0.23%
RUSSEL PEALER BREYFOGLE Jr	3	0.69%
DARRELL LEON McCLANAHAN III	3	0.69%
CURTIS D. VAUGHN	5	1.14%

STATE AUDITOR
 (REPUBLICAN PARTY)

Vote For 1		
Total Votes	400	
DAVID GREGORY	119	29.75%
SCOTT FITZPATRICK	281	70.25%

US REPRESENTATIVE DISTRICT 7
 (REPUBLICAN PARTY)

Vote For 1		
Total Votes	442	
JAY WASSON	86	19.46%
ERIC BURLISON	138	31.22%
AUDREY RICHARDS	8	1.81%
CAMILLE LOMBARDI-OLIVE	0	0%
SAM ALEXANDER	8	1.81%
ALEX BYRANT	190	42.99%
PAUL WALKER	5	1.13%
MIKE MOON	7	1.58%

STATE REPRESENTATIVE DISTRICT 139
 (REPUBLICAN PARTY)

Vote For 1		
Total Votes	358	
BOB TITUS	358	100.00%

CIRCUIT JUDGE CIRCUIT 38 DIVISION 2
 (REPUBLICAN PARTY)

Vote For 1		
Total Votes	356	
JESSICA KRUSE	356	100.00%

ASSOCIATE CIRCUIT JUDGE DIVISION 3
 (REPUBLICAN PARTY)

Vote For 1		
Total Votes	354	
STEVEN WARD	354	100.00%

Carla Essich
Jim Russell
Debi E. Graham
[Signature]

Precinct Summary Report
 PRIMARY ELECTION - TUESDAY, AUGUST 2, 2022
 CHRISTIAN COUNTY, MISSOURI
 Election Results
 23. GARDEN GROVE
 OFFICIAL

Date: 8/5/2022
 Time: 12:02:21 PM
 Page 2/3

Registered Voters 2,209 - Total Ballots 541 : 24.49%

ASSOCIATE CIRCUIT JUDGE DIVISION 4 (REPUBLICAN PARTY)		
Vote For 1		
Total Votes	354	
DOUG BACON	354	100.00%

COLLECTOR OF REVENUE (REPUBLICAN PARTY)		
Vote For 1		
Total Votes	369	
TED NICHOLS	369	100.00%

PRESIDING COMMISSIONER (REPUBLICAN PARTY)		
Vote For 1		
Total Votes	408	
RALPH PHILLIPS	143	35.05%
LYNN MORRIS	166	40.69%
TIMOTHY PEAK	99	24.26%

COUNTY AUDITOR (REPUBLICAN PARTY)		
Vote For 1		
Total Votes	360	
AMY DENT	360	100.00%

COUNTY CLERK (REPUBLICAN PARTY)		
Vote For 1		
Total Votes	352	
PAULA BRUMFIELD	352	100.00%

US SENATOR (DEMOCRATIC PARTY)		
Vote For 1		
Total Votes	93	
LEWIS ROLEN	4	4.30%
GENA ROSS	2	2.15%
CARLA COFFEE WRIGHT	2	2.15%
JOSH SHIPP	1	1.08%
SPENCER TODER	6	6.45%
LUCAS KUNCE	47	50.54%
JEWEL KELLY	1	1.08%
CLARENCE (CLAY) TAYLOR	0	0%
PAT KELLY	2	2.15%
TRUDY BUSCH VALENTINE	27	29.03%
RONALD (RON) WILLIAM HARRIS	1	1.08%

CLERK OF THE CIRCUIT COURT (REPUBLICAN PARTY)		
Vote For 1		
Total Votes	359	
BARBIE BARNETT-STILLINGS	359	100.00%

STATE AUDITOR (DEMOCRATIC PARTY)		
Vote For 1		
Total Votes	89	
ALAN GREEN	89	100.00%

RECORDER OF DEEDS (REPUBLICAN PARTY)		
Vote For 1		
Total Votes	348	
KELLY BLUNT HALL	348	100.00%

PROSECUTING ATTORNEY (REPUBLICAN PARTY)		
Vote For 1		
Total Votes	351	
KRISTEN TUOHY AVILA	351	100.00%

Carle Cassin *Debra L Graham*
Ann Russell *[Signature]*

Precinct Summary Report
PRIMARY ELECTION - TUESDAY, AUGUST 2, 2022
CHRISTIAN COUNTY, MISSOURI
Election Results
23. GARDEN GROVE
OFFICIAL

Date: 8/5/2022
Time: 12:02:21 PM
Page 3/3

Registered Voters 2,209 - Total Ballots 541 : 24.49%

US REPRESENTATIVE DISTRICT 7
(DEMOCRATIC PARTY)

Vote For 1

Total Votes 93

JOHN M. WOODMAN	22	23.66%
KRISTEN RADAHER-SHEAFER	60	64.52%
BRYCE F. LOCKWOOD	11	11.83%

US SENATOR
(LIBERTARIAN PARTY)

Vote For 1

Total Votes 3

JONATHAN DINE	3	100.00%
---------------	---	---------

STATE AUDITOR
(LIBERTARIAN PARTY)

Vote For 1

Total Votes 3

JOHN A. HARTWIG Jr.	3	100.00%
---------------------	---	---------

US REPRESENTATIVE DISTRICT 7
(LIBERTARIAN PARTY)

Vote For 1

Total Votes 3

KEVIN CRAIG	3	100.00%
-------------	---	---------

US SENATOR
(CONSTITUTION PARTY)

Vote For 1

Total Votes 0

PAUL VENABLE	0	0%
--------------	---	----

Carla Essick
Tom Russell
Robbin Craker
[Signature]

Precinct Summary Report
 PRIMARY ELECTION - TUESDAY, AUGUST 2, 2022
 CHRISTIAN COUNTY, MISSOURI
 Election Results
 24. NORTHVIEW A
 OFFICIAL

Date: 8/5/2022
 Time: 12:02:21 PM
 Page 1/3

Registered Voters 2,408 - Total Ballots 601 : 24.96%

Party Distribution

Total Ballots	601	
NON-PARTISAN	0	0%
REPUBLICAN PARTY	498	82.86%
DEMOCRATIC PARTY	102	16.97%
LIBERTARIAN PARTY	0	0%
CONSTITUTION PARTY	1	0.17%

US SENATOR
 (REPUBLICAN PARTY)

Vote For 1 Total Votes	493	
PATRICK A LEWIS	5	1.01%
ERIC SCHMITT	231	46.86%
BILLY LONG	55	11.16%
ERIC GREITENS	58	11.76%
BERNIE MOWINSKI	2	0.41%
C.W. GARDNER	1	0.20%
DESHON PORTER	0	0%
VICKY HARTZLER	107	21.70%
DAVE SIMS	1	0.20%
MARK McCLOSKEY	13	2.64%
ERIC McELROY	1	0.20%
DENNIS LEE CHILTON	2	0.41%
ROBERT ALLEN	3	0.61%
DAVE SCHATZ	5	1.01%
HARTFORD TUNNELL	1	0.20%
KEVIN C. SCHEPERS	1	0.20%
RICKEY JOINER	2	0.41%
ROBERT OLSON	0	0%
RUSSEL PEALER BREYFOGLE Jr	0	0%
DARRELL LEON McCLANAHAN III	1	0.20%
CURTIS D. VAUGHN	4	0.81%

STATE AUDITOR
 (REPUBLICAN PARTY)

Vote For 1 Total Votes	457	
DAVID GREGORY	160	35.01%
SCOTT FITZPATRICK	297	64.99%

US REPRESENTATIVE DISTRICT 7
 (REPUBLICAN PARTY)

Vote For 1 Total Votes	495	
JAY WASSON	102	20.61%
ERIC BURLISON	205	41.41%
AUDREY RICHARDS	8	1.62%
CAMILLE LOMBARDI-OLIVE	1	0.20%
SAM ALEXANDER	7	1.41%
ALEX BYRANT	161	32.53%
PAUL WALKER	3	0.61%
MIKE MOON	8	1.62%

STATE REPRESENTATIVE DISTRICT 139
 (REPUBLICAN PARTY)

Vote For 1 Total Votes	413	
BOB TITUS	413	100.00%

STATE REPRESENTATIVE DISTRICT 140
 (REPUBLICAN PARTY)

Vote For 1 Total Votes	1	
JAMIE RAY GRAGG	1	100.00%
DANNY GARRISON	0	0%

CIRCUIT JUDGE CIRCUIT 38 DIVISION 2
 (REPUBLICAN PARTY)

Vote For 1 Total Votes	405	
JESSICA KRUSE	405	100.00%

Charles E. Smith
Don Russell
Robert L. Gordon
Tommy

Precinct Summary Report
 PRIMARY ELECTION - TUESDAY, AUGUST 2, 2022
 CHRISTIAN COUNTY, MISSOURI
 Election Results
 24. NORTHVIEW A
 OFFICIAL

Date: 8/5/2022
 Time: 12:02:21 PM
 Page 2/3

Registered Voters 2,408 - Total Ballots 601 : 24.96%

ASSOCIATE CIRCUIT JUDGE DIVISION 3 (REPUBLICAN PARTY)		
Vote For 1		
Total Votes	403	
STEVEN WARD	403	100.00%

PROSECUTING ATTORNEY (REPUBLICAN PARTY)		
Vote For 1		
Total Votes	403	
KRISTEN TUOHY AVILA	403	100.00%

ASSOCIATE CIRCUIT JUDGE DIVISION 4 (REPUBLICAN PARTY)		
Vote For 1		
Total Votes	404	
DOUG BACON	404	100.00%

COLLECTOR OF REVENUE (REPUBLICAN PARTY)		
Vote For 1		
Total Votes	420	
TED NICHOLS	420	100.00%

PRESIDING COMMISSIONER (REPUBLICAN PARTY)		
Vote For 1		
Total Votes	450	
RALPH PHILLIPS	127	28.22%
LYNN MORRIS	196	43.56%
TIMOTHY PEAK	127	28.22%

COUNTY AUDITOR (REPUBLICAN PARTY)		
Vote For 1		
Total Votes	407	
AMY DENT	407	100.00%

COUNTY CLERK (REPUBLICAN PARTY)		
Vote For 1		
Total Votes	405	
PAULA BRUMFIELD	405	100.00%

NORTHVIEW A TOWNSHIP COMMITTEEMAN (REPUBLICAN PARTY)		
Vote For 1		
Total Votes	388	
VICTOR SCALISE	155	39.95%
JACK KARNES	233	60.05%

CLERK OF THE CIRCUIT COURT (REPUBLICAN PARTY)		
Vote For 1		
Total Votes	407	
BARBIE BARNETT-STILLINGS	407	100.00%

NORTHVIEW A TOWNSHIP COMMITTEEWOMAN (REPUBLICAN PARTY)		
Vote For 1		
Total Votes	393	
SANDY KARNES	271	68.96%
TAMRHA L. SCALISE	122	31.04%

RECORDER OF DEEDS (REPUBLICAN PARTY)		
Vote For 1		
Total Votes	407	
KELLY BLUNT HALL	407	100.00%

Carla Cassin
Jean Russell

Robert L. Graham
[Signature]

Registered Voters 2,408 - Total Ballots 601 : 24.96%

US SENATOR (DEMOCRATIC PARTY)		
Vote For 1		
Total Votes	102	
LEWIS ROLEN	2	1.96%
GENA ROSS	3	2.94%
CARLA COFFEE WRIGHT	4	3.92%
JOSH SHIPP	1	0.98%
SPENCER TODER	3	2.94%
LUCAS KUNCE	39	38.24%
JEWEL KELLY	1	0.98%
CLARENCE (CLAY) TAYLOR	1	0.98%
PAT KELLY	2	1.96%
TRUDY BUSCH VALENTINE	46	45.10%
RONALD (RON) WILLIAM HARRIS	0	0%

US SENATOR (LIBERTARIAN PARTY)		
Vote For 1		
Total Votes	0	
JONATHAN DINE	0	0%

STATE AUDITOR (LIBERTARIAN PARTY)		
Vote For 1		
Total Votes	0	
JOHN A. HARTWIG Jr.	0	0%

US REPRESENTATIVE DISTRICT 7 (LIBERTARIAN PARTY)		
Vote For 1		
Total Votes	0	
KEVIN CRAIG	0	0%

STATE AUDITOR (DEMOCRATIC PARTY)		
Vote For 1		
Total Votes	96	
ALAN GREEN	96	100.00%

US SENATOR (CONSTITUTION PARTY)		
Vote For 1		
Total Votes	1	
PAUL VENABLE	1	100.00%

US REPRESENTATIVE DISTRICT 7 (DEMOCRATIC PARTY)		
Vote For 1		
Total Votes	97	
JOHN M. WOODMAN	22	22.68%
KRISTEN RADAKER-SHEAFER	64	65.98%
BRYCE F. LOCKWOOD	11	11.34%

STATE REPRESENTATIVE DISTRICT 140 (DEMOCRATIC PARTY)		
Vote For 1		
Total Votes	2	
AMY FREELAND	2	100.00%

Carla Cassin *Bob Baker*
Jim Busse *Tom Goff*

Precinct Summary Report
 PRIMARY ELECTION - TUESDAY, AUGUST 2, 2022
 CHRISTIAN COUNTY, MISSOURI
 Election Results
 26. SPARTA
 OFFICIAL

Date: 8/5/2022
 Time: 12:02:21 PM
 Page 1/3

Registered Voters 1,669 - Total Ballots 475 : 28.46%

Party Distribution		
Total Ballots	475	
NON-PARTISAN	0	0%
REPUBLICAN PARTY	429	90.32%
DEMOCRATIC PARTY	45	9.47%
LIBERTARIAN PARTY	1	0.21%
CONSTITUTION PARTY	0	0%

US SENATOR (REPUBLICAN PARTY)		
Vote For 1		
Total Votes	424	
PATRICK A LEWIS	5	1.18%
ERIC SCHMITT	152	35.85%
BILLY LONG	61	14.39%
ERIC GREITENS	102	24.06%
BERNIE MOWINSKI	0	0%
C.W. GARDNER	2	0.47%
DESHON PORTER	1	0.24%
VICKY HARTZLER	70	16.51%
DAVE SIMS	2	0.47%
MARK McCLOSKEY	14	3.30%
ERIC McELROY	2	0.47%
DENNIS LEE CHILTON	0	0%
ROBERT ALLEN	1	0.24%
DAVE SCHATZ	5	1.18%
HARTFORD TUNNELL	1	0.24%
KEVIN C. SCHEPERS	1	0.24%
RICKEY JOINER	1	0.24%
ROBERT OLSON	0	0%
RUSSEL PEALER BREYFOGLE Jr	0	0%
DARRELL LEON McCLANAHAN III	0	0%
CURTIS D. VAUGHN	4	0.94%


STATE AUDITOR (REPUBLICAN PARTY)		
Vote For 1		
Total Votes	388	
DAVID GREGORY	146	37.63%
SCOTT FITZPATRICK	242	62.37%

US REPRESENTATIVE DISTRICT 7 (REPUBLICAN PARTY)		
Vote For 1		
Total Votes	424	
JAY WASSON	92	21.70%
ERIC BURLISON	175	41.27%
AUDREY RICHARDS	4	0.94%
CAMILLE LOMBARDI-OLIVE	2	0.47%
SAM ALEXANDER	24	5.66%
ALEX BYRANT	96	22.64%
PAUL WALKER	5	1.18%
MIKE MOON	26	6.13%

STATE REPRESENTATIVE DISTRICT 138 (REPUBLICAN PARTY)		
Vote For 1		
Total Votes	343	
BRAD HUDSON	343	100.00%

CIRCUIT JUDGE CIRCUIT 38 DIVISION 2 (REPUBLICAN PARTY)		
Vote For 1		
Total Votes	337	
JESSICA KRUSE	337	100.00%

ASSOCIATE CIRCUIT JUDGE DIVISION 3 (REPUBLICAN PARTY)		
Vote For 1		
Total Votes	331	
STEVEN WARD	331	100.00%

Carl Esch
Tom Pussell
John L. Orndorff


Precinct Summary Report
 PRIMARY ELECTION - TUESDAY, AUGUST 2, 2022
 CHRISTIAN COUNTY, MISSOURI
 Election Results
 26. SPARTA
 OFFICIAL

Date: 8/5/2022
 Time: 12:02:21 PM
 Page 2/3

Registered Voters 1,669 - Total Ballots 475 : 28.46%

ASSOCIATE CIRCUIT JUDGE DIVISION 4 (REPUBLICAN PARTY)		
Vote For 1		
Total Votes	343	
DOUG BACON	343	100.00%

COLLECTOR OF REVENUE (REPUBLICAN PARTY)		
Vote For 1		
Total Votes	349	
TED NICHOLS	349	100.00%

PRESIDING COMMISSIONER (REPUBLICAN PARTY)		
Vote For 1		
Total Votes	417	
RALPH PHILLIPS	186	44.60%
LYNN MORRIS	157	37.65%
TIMOTHY PEAK	74	17.75%

COUNTY AUDITOR (REPUBLICAN PARTY)		
Vote For 1		
Total Votes	334	
AMY DENT	334	100.00%

COUNTY CLERK (REPUBLICAN PARTY)		
Vote For 1		
Total Votes	332	
PAULA BRUMFIELD	332	100.00%

US SENATOR (DEMOCRATIC PARTY)		
Vote For 1		
Total Votes	45	
LEWIS ROLEN	0	0%
GENA ROSS	1	2.22%
CARLA COFFEE WRIGHT	0	0%
JOSH SHIPP	1	2.22%
SPENCER TODER	0	0%
LUCAS KUNCE	17	37.78%
JEWEL KELLY	0	0%
CLARENCE (CLAY) TAYLOR	0	0%
PAT KELLY	0	0%
TRUDY BUSCH VALENTINE	26	57.78%
RONALD (RON) WILLIAM HARRIS	0	0%

CLERK OF THE CIRCUIT COURT (REPUBLICAN PARTY)		
Vote For 1		
Total Votes	339	
BARBIE BARNETT-STILLINGS	339	100.00%

STATE AUDITOR (DEMOCRATIC PARTY)		
Vote For 1		
Total Votes	39	
ALAN GREEN	39	100.00%

RECORDER OF DEEDS (REPUBLICAN PARTY)		
Vote For 1		
Total Votes	342	
KELLY BLUNT HALL	342	100.00%

PROSECUTING ATTORNEY (REPUBLICAN PARTY)		
Vote For 1		
Total Votes	330	
KRISTEN TUOHY AVILA	330	100.00%

Carl Cook *John L. Tucker*
Anna Russell *Tom*

Precinct Summary Report
PRIMARY ELECTION - TUESDAY, AUGUST 2, 2022
CHRISTIAN COUNTY, MISSOURI
Election Results
26. SPARTA
OFFICIAL

Date: 8/5/2022
Time: 12:02:21 PM
Page 3/3

Registered Voters 1,669 - Total Ballots 475 : 28.46%

US REPRESENTATIVE DISTRICT 7
(DEMOCRATIC PARTY)

Vote For 1		
Total Votes	42	
JOHN M. WOODMAN	18	42.86%
KRISTEN RADAHER-SHEAFER	12	28.57%
BRYCE F. LOCKWOOD	12	28.57%

US SENATOR
(LIBERTARIAN PARTY)

Vote For 1		
Total Votes	1	
JONATHAN DINE	1	100.00%

STATE AUDITOR
(LIBERTARIAN PARTY)

Vote For 1		
Total Votes	1	
JOHN A. HARTWIG Jr.	1	100.00%

US REPRESENTATIVE DISTRICT 7
(LIBERTARIAN PARTY)

Vote For 1		
Total Votes	1	
KEVIN CRAIG	1	100.00%

US SENATOR
(CONSTITUTION PARTY)

Vote For 1		
Total Votes	0	
PAUL VENABLE	0	0%

Carla Esch
Tom Russo
John L. Brennan
Tom Russo

Precinct Summary Report
 PRIMARY ELECTION - TUESDAY, AUGUST 2, 2022
 CHRISTIAN COUNTY, MISSOURI
 Election Results
 27. UNION CHAPEL 2A
 OFFICIAL

Date: 8/5/2022
 Time: 12:02:21 PM
 Page 1/3

Registered Voters 2,150 - Total Ballots 560 : 26.05%

Party Distribution

Total Ballots	560	
NON-PARTISAN	0	0%
REPUBLICAN PARTY	485	86.61%
DEMOCRATIC PARTY	74	13.21%
LIBERTARIAN PARTY	0	0%
CONSTITUTION PARTY	1	0.18%

US SENATOR
 (REPUBLICAN PARTY)

Vote For 1 Total Votes	480	
PATRICK A LEWIS	2	0.42%
ERIC SCHMITT	231	48.12%
BILLY LONG	68	14.17%
ERIC GREITENS	61	12.71%
BERNIE MOWINSKI	0	0%
C.W. GARDNER	3	0.62%
DESHON PORTER	0	0%
VICKY HARTZLER	87	18.12%
DAVE SIMS	1	0.21%
MARK McCLOSKEY	12	2.50%
ERIC McELROY	5	1.04%
DENNIS LEE CHILTON	0	0%
ROBERT ALLEN	0	0%
DAVE SCHATZ	6	1.25%
HARTFORD TUNNELL	0	0%
KEVIN C. SCHEPERS	0	0%
RICKEY JOINER	3	0.62%
ROBERT OLSON	0	0%
RUSSEL PEALER BREYFOGLE Jr	1	0.21%
DARRELL LEON McCLANAHAN III	0	0%
CURTIS D. VAUGHN	0	0%

STATE AUDITOR
 (REPUBLICAN PARTY)

Vote For 1 Total Votes	439	
DAVID GREGORY	161	36.67%
SCOTT FITZPATRICK	278	63.33%

US REPRESENTATIVE DISTRICT 7
 (REPUBLICAN PARTY)

Vote For 1 Total Votes	484	
JAY WASSON	124	25.62%
ERIC BURLISON	202	41.74%
AUDREY RICHARDS	3	0.62%
CAMILLE LOMBARDI-OLIVE	5	1.03%
SAM ALEXANDER	22	4.55%
ALEX BYRANT	107	22.11%
PAUL WALKER	4	0.83%
MIKE MOON	17	3.51%

STATE REPRESENTATIVE DISTRICT 139
 (REPUBLICAN PARTY)

Vote For 1 Total Votes	23	
BOB TITUS	23	100.00%

STATE REPRESENTATIVE DISTRICT 140
 (REPUBLICAN PARTY)

Vote For 1 Total Votes	397	
JAMIE RAY GRAGG	237	59.70%
DANNY GARRISON	160	40.30%

CIRCUIT JUDGE CIRCUIT 38 DIVISION 2
 (REPUBLICAN PARTY)

Vote For 1 Total Votes	388	
JESSICA KRUSE	388	100.00%

Carl Smith
For Russel
Robert L. Bretha
For [Signature]

Precinct Summary Report
 PRIMARY ELECTION - TUESDAY, AUGUST 2, 2022
 CHRISTIAN COUNTY, MISSOURI
 Election Results
 27. UNION CHAPEL 2A
 OFFICIAL

Date: 8/5/2022
 Time: 12:02:21 PM
 Page 2/3

Registered Voters 2,150 - Total Ballots 560 : 26.05%

ASSOCIATE CIRCUIT JUDGE DIVISION 3 (REPUBLICAN PARTY)		
Vote For 1		
Total Votes	384	
STEVEN WARD	384	100.00%

PROSECUTING ATTORNEY (REPUBLICAN PARTY)		
Vote For 1		
Total Votes	380	
KRISTEN TUOHY AVILA	380	100.00%

ASSOCIATE CIRCUIT JUDGE DIVISION 4 (REPUBLICAN PARTY)		
Vote For 1		
Total Votes	387	
DOUG BACON	387	100.00%

COLLECTOR OF REVENUE (REPUBLICAN PARTY)		
Vote For 1		
Total Votes	396	
TED NICHOLS	396	100.00%

PRESIDING COMMISSIONER (REPUBLICAN PARTY)		
Vote For 1		
Total Votes	452	
RALPH PHILLIPS	125	27.65%
LYNN MORRIS	199	44.03%
TIMOTHY PEAK	128	28.32%

COUNTY AUDITOR (REPUBLICAN PARTY)		
Vote For 1		
Total Votes	387	
AMY DENT	387	100.00%

COUNTY CLERK (REPUBLICAN PARTY)		
Vote For 1		
Total Votes	385	
PAULA BRUMFIELD	385	100.00%

US SENATOR (DEMOCRATIC PARTY)		
Vote For 1		
Total Votes	74	
LEWIS ROLEN	1	1.35%
GENA ROSS	1	1.35%
CARLA COFFEE WRIGHT	2	2.70%
JOSH SHIPP	0	0%
SPENCER TODER	3	4.05%
LUCAS KUNCE	26	35.14%
JEWEL KELLY	3	4.05%
CLARENCE (CLAY) TAYLOR	1	1.35%
PAT KELLY	1	1.35%
TRUDY BUSCH VALENTINE	35	47.30%
RONALD (RON) WILLIAM HARRIS	1	1.35%

CLERK OF THE CIRCUIT COURT (REPUBLICAN PARTY)		
Vote For 1		
Total Votes	389	
BARBIE BARNETT-STILLINGS	389	100.00%

RECORDER OF DEEDS (REPUBLICAN PARTY)		
Vote For 1		
Total Votes	386	
KELLY BLUNT HALL	386	100.00%

STATE AUDITOR (DEMOCRATIC PARTY)		
Vote For 1		
Total Votes	70	
ALAN GREEN	70	100.00%

Carla Coffee Wright
For District 5

Registered Voters 2,150 - Total Ballots 560 : 26.05%

US REPRESENTATIVE DISTRICT 7
(DEMOCRATIC PARTY)

Vote For 1

Total Votes 71

JOHN M. WOODMAN	25	35.21%
KRISTEN RADAHER-SHEAFER	35	49.30%
BRYCE F. LOCKWOOD	11	15.49%

STATE REPRESENTATIVE DISTRICT 140
(DEMOCRATIC PARTY)

Vote For 1

Total Votes 67

AMY FREELAND	67	100.00%
--------------	----	---------

US SENATOR
(LIBERTARIAN PARTY)

Vote For 1

Total Votes 0

JONATHAN DINE	0	0%
---------------	---	----

STATE AUDITOR
(LIBERTARIAN PARTY)

Vote For 1

Total Votes 0

JOHN A. HARTWIG Jr.	0	0%
---------------------	---	----

US REPRESENTATIVE DISTRICT 7
(LIBERTARIAN PARTY)

Vote For 1

Total Votes 0

KEVIN CRAIG	0	0%
-------------	---	----

US SENATOR
(CONSTITUTION PARTY)

Vote For 1

Total Votes 1

PAUL VENABLE	1	100.00%
--------------	---	---------

Carl Edwin *Debra Graham*
For Russell *For*

Precinct Summary Report
 PRIMARY ELECTION - TUESDAY, AUGUST 2, 2022
 CHRISTIAN COUNTY, MISSOURI
 Election Results
 28. ROSEDALE #2
 OFFICIAL

Date: 8/5/2022
 Time: 12:02:22 PM
 Page 1/3

Registered Voters 1,905 - Total Ballots 552 : 28.98%

Party Distribution

Total Ballots	552	
NON-PARTISAN	0	0%
REPUBLICAN PARTY	467	84.60%
DEMOCRATIC PARTY	84	15.22%
LIBERTARIAN PARTY	1	0.18%
CONSTITUTION PARTY	0	0%

US SENATOR
 (REPUBLICAN PARTY)

Vote For 1 Total Votes	465	
PATRICK A LEWIS	2	0.43%
ERIC SCHMITT	234	50.32%
BILLY LONG	52	11.18%
ERIC GREITENS	51	10.97%
BERNIE MOWINSKI	0	0%
C.W. GARDNER	2	0.43%
DESHON PORTER	1	0.22%
VICKY HARTZLER	105	22.58%
DAVE SIMS	0	0%
MARK McCLOSKEY	11	2.37%
ERIC McELROY	1	0.22%
DENNIS LEE CHILTON	0	0%
ROBERT ALLEN	1	0.22%
DAVE SCHATZ	3	0.65%
HARTFORD TUNNELL	0	0%
KEVIN C. SCHEPERS	0	0%
RICKEY JOINER	0	0%
ROBERT OLSON	0	0%
RUSSEL PEALER BREYFOGLE Jr	0	0%
DARRELL LEON McCLANAHAN III	1	0.22%
CURTIS D. VAUGHN	1	0.22%

STATE AUDITOR
 (REPUBLICAN PARTY)

Vote For 1 Total Votes	421	
DAVID GREGORY	144	34.20%
SCOTT FITZPATRICK	277	65.80%

US REPRESENTATIVE DISTRICT 7
 (REPUBLICAN PARTY)

Vote For 1 Total Votes	462	
JAY WASSON	124	26.84%
ERIC BURLISON	183	39.61%
AUDREY RICHARDS	10	2.16%
CAMILLE LOMBARDI-OLIVE	1	0.22%
SAM ALEXANDER	15	3.25%
ALEX BYRANT	102	22.08%
PAUL WALKER	2	0.43%
MIKE MOON	25	5.41%

STATE REPRESENTATIVE DISTRICT 139
 (REPUBLICAN PARTY)

Vote For 1 Total Votes	367	
BOB TITUS	367	100.00%

CIRCUIT JUDGE CIRCUIT 38 DIVISION 2
 (REPUBLICAN PARTY)

Vote For 1 Total Votes	358	
JESSICA KRUSE	358	100.00%

ASSOCIATE CIRCUIT JUDGE DIVISION 3
 (REPUBLICAN PARTY)

Vote For 1 Total Votes	348	
STEVEN WARD	348	100.00%

Carle Essitt
Jim Dwyer
Robert Cochran

Precinct Summary Report
 PRIMARY ELECTION - TUESDAY, AUGUST 2, 2022
 CHRISTIAN COUNTY, MISSOURI
 Election Results
 28. ROSEDALE #2
 OFFICIAL

Date: 8/5/2022
 Time: 12:02:22 PM
 Page 2/3

Registered Voters 1,905 - Total Ballots 552 : 28.98%

ASSOCIATE CIRCUIT JUDGE DIVISION 4 (REPUBLICAN PARTY)		
Vote For 1		
Total Votes	356	
DOUG BACON	356	100.00%

COLLECTOR OF REVENUE (REPUBLICAN PARTY)		
Vote For 1		
Total Votes	372	
TED NICHOLS	372	100.00%

PRESIDING COMMISSIONER (REPUBLICAN PARTY)		
Vote For 1		
Total Votes	440	
RALPH PHILLIPS	157	35.68%
LYNN MORRIS	192	43.64%
TIMOTHY PEAK	91	20.68%

COUNTY AUDITOR (REPUBLICAN PARTY)		
Vote For 1		
Total Votes	359	
AMY DENT	359	100.00%

COUNTY CLERK (REPUBLICAN PARTY)		
Vote For 1		
Total Votes	354	
PAULA BRUMFIELD	354	100.00%

US SENATOR (DEMOCRATIC PARTY)		
Vote For 1		
Total Votes	84	
LEWIS ROLEN	1	1.19%
GENA ROSS	2	2.38%
CARLA COFFEE WRIGHT	2	2.38%
JOSH SHIPP	1	1.19%
SPENCER TODER	5	5.95%
LUCAS KUNCE	25	29.76%
JEWEL KELLY	2	2.38%
CLARENCE (CLAY) TAYLOR	1	1.19%
PAT KELLY	1	1.19%
TRUDY BUSCH VALENTINE	44	52.38%
RONALD (RON) WILLIAM HARRIS	0	0%

CLERK OF THE CIRCUIT COURT (REPUBLICAN PARTY)		
Vote For 1		
Total Votes	361	
BARBIE BARNETT-STILLINGS	361	100.00%

STATE AUDITOR (DEMOCRATIC PARTY)		
Vote For 1		
Total Votes	75	
ALAN GREEN	75	100.00%

RECORDER OF DEEDS (REPUBLICAN PARTY)		
Vote For 1		
Total Votes	356	
KELLY BLUNT HALL	356	100.00%

PROSECUTING ATTORNEY (REPUBLICAN PARTY)		
Vote For 1		
Total Votes	347	
KRISTEN TUOHY AVILA	347	100.00%

Carlo E. Smith
For District
John L. Gorman
For District

Precinct Summary Report
PRIMARY ELECTION - TUESDAY, AUGUST 2, 2022
CHRISTIAN COUNTY, MISSOURI
Election Results
28. ROSEDALE #2
OFFICIAL

Date: 8/5/2022
Time: 12:02:22 PM
Page 3/3

Registered Voters 1,905 - Total Ballots 552 : 28.98%

US REPRESENTATIVE DISTRICT 7
(DEMOCRATIC PARTY)

Vote For 1

Total Votes 83

JOHN M. WOODMAN	25	30.12%
KRISTEN RADAHER-SHEAFER	44	53.01%
BRYCE F. LOCKWOOD	14	16.87%

US SENATOR
(LIBERTARIAN PARTY)

Vote For 1

Total Votes 1

JONATHAN DINE	1	100.00%
---------------	---	---------

STATE AUDITOR
(LIBERTARIAN PARTY)

Vote For 1

Total Votes 1

JOHN A. HARTWIG Jr.	1	100.00%
---------------------	---	---------

US REPRESENTATIVE DISTRICT 7
(LIBERTARIAN PARTY)

Vote For 1

Total Votes 1

KEVIN CRAIG	1	100.00%
-------------	---	---------

US SENATOR
(CONSTITUTION PARTY)

Vote For 1

Total Votes 0

PAUL VENABLE	0	0%
--------------	---	----

Carla Cook
For Puse
John Woodman
For Cook

Precinct Summary Report
 PRIMARY ELECTION - TUESDAY, AUGUST 2, 2022
 CHRISTIAN COUNTY, MISSOURI
 Election Results
 29. NORTHVIEW B
 OFFICIAL

Date: 8/5/2022
 Time: 12:02:22 PM
 Page 1/3

Registered Voters 2,259 - Total Ballots 641 : 28.38%

Party Distribution

Total Ballots	641	
NON-PARTISAN	0	0%
REPUBLICAN PARTY	569	88.77%
DEMOCRATIC PARTY	71	11.08%
LIBERTARIAN PARTY	1	0.16%
CONSTITUTION PARTY	0	0%

US SENATOR
 (REPUBLICAN PARTY)

Vote For 1 Total Votes	562	
PATRICK A LEWIS	4	0.71%
ERIC SCHMITT	251	44.66%
BILLY LONG	84	14.95%
ERIC GREITENS	68	12.10%
BERNIE MOWINSKI	0	0%
C.W. GARDNER	3	0.53%
DESHON PORTER	0	0%
VICKY HARTZLER	121	21.53%
DAVE SIMS	1	0.18%
MARK McCLOSKEY	13	2.31%
ERIC McELROY	1	0.18%
DENNIS LEE CHILTON	2	0.36%
ROBERT ALLEN	2	0.36%
DAVE SCHATZ	7	1.25%
HARTFORD TUNNELL	0	0%
KEVIN C. SCHEPERS	0	0%
RICKEY JOINER	4	0.71%
ROBERT OLSON	1	0.18%
RUSSEL PEALER BREYFOGLE Jr	0	0%
DARRELL LEON McCLANAHAN III	0	0%
CURTIS D. VAUGHN	0	0%

STATE AUDITOR
 (REPUBLICAN PARTY)

Vote For 1 Total Votes	515	
DAVID GREGORY	197	38.25%
SCOTT FITZPATRICK	318	61.75%

US REPRESENTATIVE DISTRICT 7
 (REPUBLICAN PARTY)

Vote For 1 Total Votes	566	
JAY WASSON	130	22.97%
ERIC BURLISON	211	37.28%
AUDREY RICHARDS	7	1.24%
CAMILLE LOMBARDI-OLIVE	2	0.35%
SAM ALEXANDER	17	3.00%
ALEX BYRANT	182	32.16%
PAUL WALKER	5	0.88%
MIKE MOON	12	2.12%

STATE REPRESENTATIVE DISTRICT 139
 (REPUBLICAN PARTY)


Vote For 1 Total Votes	359	
BOB TITUS	359	100.00%

STATE REPRESENTATIVE DISTRICT 140
 (REPUBLICAN PARTY)

Vote For 1 Total Votes	107	
JAMIE RAY GRAGG	56	52.34%
DANNY GARRISON	51	47.66%

CIRCUIT JUDGE CIRCUIT 38 DIVISION 2
 (REPUBLICAN PARTY)

Vote For 1 Total Votes	450	
JESSICA KRUSE	450	100.00%

Carle Esch
Ann Russell
Debra L. Orphan


Precinct Summary Report
 PRIMARY ELECTION - TUESDAY, AUGUST 2, 2022
 CHRISTIAN COUNTY, MISSOURI
 Election Results
 29. NORTHVIEW B
 OFFICIAL

Date: 8/5/2022
 Time: 12:02:22 PM
 Page 2/3

Registered Voters 2,259 - Total Ballots 641 : 28.38%

ASSOCIATE CIRCUIT JUDGE DIVISION 3 (REPUBLICAN PARTY)		
Vote For 1		
Total Votes	445	
STEVEN WARD	445	100.00%

PROSECUTING ATTORNEY (REPUBLICAN PARTY)		
Vote For 1		
Total Votes	441	
KRISTEN TUOHY AVILA	441	100.00%

ASSOCIATE CIRCUIT JUDGE DIVISION 4 (REPUBLICAN PARTY)		
Vote For 1		
Total Votes	446	
DOUG BACON	446	100.00%

COLLECTOR OF REVENUE (REPUBLICAN PARTY)		
Vote For 1		
Total Votes	459	
TED NICHOLS	459	100.00%

PRESIDING COMMISSIONER (REPUBLICAN PARTY)		
Vote For 1		
Total Votes	518	
RALPH PHILLIPS	161	31.08%
LYNN MORRIS	234	45.17%
TIMOTHY PEAK	123	23.75%

COUNTY AUDITOR (REPUBLICAN PARTY)		
Vote For 1		
Total Votes	451	
AMY DENT	451	100.00%

COUNTY CLERK (REPUBLICAN PARTY)		
Vote For 1		
Total Votes	443	
PAULA BRUMFIELD	443	100.00%

US SENATOR (DEMOCRATIC PARTY)		
Vote For 1		
Total Votes	71	
LEWIS ROLEN	2	2.82%
GENA ROSS	1	1.41%
CARLA COFFEE WRIGHT	2	2.82%
JOSH SHIPP	0	0%
SPENCER TODER	6	8.45%
LUCAS KUNCE	22	30.99%
JEWEL KELLY	1	1.41%
CLARENCE (CLAY) TAYLOR	4	5.63%
PAT KELLY	2	2.82%
TRUDY BUSCH VALENTINE	31	43.66%
RONALD (RON) WILLIAM HARRIS	0	0%

CLERK OF THE CIRCUIT COURT (REPUBLICAN PARTY)		
Vote For 1		
Total Votes	444	
BARBIE BARNETT-STILLINGS	444	100.00%

RECORDER OF DEEDS (REPUBLICAN PARTY)		
Vote For 1		
Total Votes	450	
KELLY BLUNT HALL	450	100.00%

STATE AUDITOR (DEMOCRATIC PARTY)		
Vote For 1		
Total Votes	68	
ALAN GREEN	68	100.00%

Carle E. Cook
Ann Russell

Registered Voters 2,259 - Total Ballots 641 : 28.38%

US REPRESENTATIVE DISTRICT 7
(DEMOCRATIC PARTY)

Vote For 1

Total Votes 71

JOHN M. WOODMAN	19	26.76%
KRISTEN RADAHER-SHEAFER	42	59.15%
BRYCE F. LOCKWOOD	10	14.08%

STATE REPRESENTATIVE DISTRICT 140
(DEMOCRATIC PARTY)

Vote For 1

Total Votes 27

AMY FREELAND	27	100.00%
--------------	----	---------

US SENATOR
(LIBERTARIAN PARTY)

Vote For 1

Total Votes 1

JONATHAN DINE	1	100.00%
---------------	---	---------

STATE AUDITOR
(LIBERTARIAN PARTY)

Vote For 1

Total Votes 1

JOHN A. HARTWIG Jr.	1	100.00%
---------------------	---	---------

US REPRESENTATIVE DISTRICT 7
(LIBERTARIAN PARTY)

Vote For 1

Total Votes 1

KEVIN CRAIG	1	100.00%
-------------	---	---------

US SENATOR
(CONSTITUTION PARTY)

Vote For 1

Total Votes 0

PAUL VENABLE	0	0%
--------------	---	----

Carol Ann ...
Ann Russell ...

Precinct Summary Report
 PRIMARY ELECTION - TUESDAY, AUGUST 2, 2022
 CHRISTIAN COUNTY, MISSOURI
 Election Results
 30. ROSEDALE 1B
 OFFICIAL

Date: 8/5/2022
 Time: 12:02:22 PM
 Page 1/3

Registered Voters 1,939 - Total Ballots 417 : 21.51%

Party Distribution		
Total Ballots	417	
NON-PARTISAN	0	0%
REPUBLICAN PARTY	344	82.49%
DEMOCRATIC PARTY	72	17.27%
LIBERTARIAN PARTY	0	0%
CONSTITUTION PARTY	1	0.24%

US SENATOR (REPUBLICAN PARTY)		
Vote For 1		
Total Votes	343	
PATRICK A LEWIS	1	0.29%
ERIC SCHMITT	159	46.36%
BILLY LONG	47	13.70%
ERIC GREITENS	69	20.12%
BERNIE MOWINSKI	1	0.29%
C.W. GARDNER	1	0.29%
DESHON PORTER	1	0.29%
VICKY HARTZLER	44	12.83%
DAVE SIMS	0	0%
MARK McCLOSKEY	10	2.92%
ERIC McELROY	2	0.58%
DENNIS LEE CHILTON	0	0%
ROBERT ALLEN	1	0.29%
DAVE SCHATZ	4	1.17%
HARTFORD TUNNELL	0	0%
KEVIN C. SCHEPERS	1	0.29%
RICKEY JOINER	1	0.29%
ROBERT OLSON	0	0%
RUSSEL PEALER BREYFOGLE Jr	0	0%
DARRELL LEON McCLANAHAN III	0	0%
CURTIS D. VAUGHN	1	0.29%

*Carle Esch Robert Bradley
 For Russel Pealer Breyfogle*

STATE AUDITOR (REPUBLICAN PARTY)		
Vote For 1		
Total Votes	301	
DAVID GREGORY	96	31.89%
SCOTT FITZPATRICK	205	68.11%

US REPRESENTATIVE DISTRICT 7 (REPUBLICAN PARTY)		
Vote For 1		
Total Votes	340	
JAY WASSON	71	20.88%
ERIC BURLISON	124	36.47%
AUDREY RICHARDS	8	2.35%
CAMILLE LOMBARDI-OLIVE	2	0.59%
SAM ALEXANDER	8	2.35%
ALEX BYRANT	107	31.47%
PAUL WALKER	2	0.59%
MIKE MOON	18	5.29%

STATE REPRESENTATIVE DISTRICT 139 (REPUBLICAN PARTY)		
Vote For 1		
Total Votes	271	
BOB TITUS	271	100.00%

CIRCUIT JUDGE CIRCUIT 38 DIVISION 2 (REPUBLICAN PARTY)		
Vote For 1		
Total Votes	265	
JESSICA KRUSE	265	100.00%

ASSOCIATE CIRCUIT JUDGE DIVISION 3 (REPUBLICAN PARTY)		
Vote For 1		
Total Votes	261	
STEVEN WARD	261	100.00%

Precinct Summary Report
 PRIMARY ELECTION - TUESDAY, AUGUST 2, 2022
 CHRISTIAN COUNTY, MISSOURI
 Election Results
 30. ROSEDALE 1B
 OFFICIAL

Date: 8/5/2022
 Time: 12:02:22 PM
 Page 2/3

Registered Voters 1,939 - Total Ballots 417 : 21.51%

ASSOCIATE CIRCUIT JUDGE DIVISION 4
 (REPUBLICAN PARTY)

Vote For 1			
Total Votes	269		
DOUG BACON	269	100.00%	

COLLECTOR OF REVENUE
 (REPUBLICAN PARTY)

Vote For 1			
Total Votes	272		
TED NICHOLS	272	100.00%	

PRESIDING COMMISSIONER
 (REPUBLICAN PARTY)

Vote For 1			
Total Votes	312		
RALPH PHILLIPS	105	33.65%	
LYNN MORRIS	131	41.99%	
TIMOTHY PEAK	76	24.36%	

COUNTY AUDITOR
 (REPUBLICAN PARTY)

Vote For 1			
Total Votes	258		
AMY DENT	258	100.00%	

COUNTY CLERK
 (REPUBLICAN PARTY)

Vote For 1			
Total Votes	262		
PAULA BRUMFIELD	262	100.00%	

ROSEDALE 1B TOWNSHIP COMMITTEEMAN
 (REPUBLICAN PARTY)

Vote For 1			
Total Votes	243		
C. HOWARD FLANAGAN	97	39.92%	
DAVID D. SMITH	146	60.08%	

CLERK OF THE CIRCUIT COURT
 (REPUBLICAN PARTY)

Vote For 1			
Total Votes	270		
BARBIE BARNETT-STILLINGS	270	100.00%	

US SENATOR
 (DEMOCRATIC PARTY)

Vote For 1			
Total Votes	72		
LEWIS ROLEN	1	1.39%	
GENA ROSS	1	1.39%	
CARLA COFFEE WRIGHT	2	2.78%	
JOSH SHIPP	0	0%	
SPENCER TODER	3	4.17%	
LUCAS KUNCE	31	43.06%	
JEWEL KELLY	1	1.39%	
CLARENCE (CLAY) TAYLOR	1	1.39%	
PAT KELLY	1	1.39%	
TRUDY BUSCH VALENTINE	31	43.06%	
RONALD (RON) WILLIAM HARRIS	0	0%	

RECORDER OF DEEDS
 (REPUBLICAN PARTY)

Vote For 1			
Total Votes	264		
KELLY BLUNT HALL	264	100.00%	

PROSECUTING ATTORNEY
 (REPUBLICAN PARTY)

Vote For 1			
Total Votes	258		
KRISTEN TUOHY AVILA	258	100.00%	

Carl Esch *Don L. Jordan*
Ann Russell *[Signature]*

Registered Voters 1,939 - Total Ballots 417 : 21.51%

STATE AUDITOR
(DEMOCRATIC PARTY)

Vote For 1		
Total Votes	60	
ALAN GREEN	60	100.00%

US REPRESENTATIVE DISTRICT 7
(DEMOCRATIC PARTY)

Vote For 1		
Total Votes	68	
JOHN M. WOODMAN	12	17.65%
KRISTEN RADAHER-SHEAFER	48	70.59%
BRYCE F. LOCKWOOD	8	11.76%

US SENATOR
(LIBERTARIAN PARTY)

Vote For 1		
Total Votes	0	
JONATHAN DINE	0	0%

STATE AUDITOR
(LIBERTARIAN PARTY)

Vote For 1		
Total Votes	0	
JOHN A. HARTWIG Jr.	0	0%

US REPRESENTATIVE DISTRICT 7
(LIBERTARIAN PARTY)

Vote For 1		
Total Votes	0	
KEVIN CRAIG	0	0%

US SENATOR
(CONSTITUTION PARTY)

Vote For 1		
Total Votes	1	
PAUL VENABLE	1	100.00%

Carle E. Smith *Robert L. Baker*
Asst. Pursell *The [Signature]*

Precinct Summary Report
 PRIMARY ELECTION - TUESDAY, AUGUST 2, 2022
 CHRISTIAN COUNTY, MISSOURI
 Election Results
 31. UNION CHAPEL 2B
 OFFICIAL

Date: 8/5/2022
 Time: 12:02:22 PM
 Page 1/3

Registered Voters 1,178 - Total Ballots 386 : 32.77%

Party Distribution		
Total Ballots	386	
NON-PARTISAN	0	0%
REPUBLICAN PARTY	340	88.08%
DEMOCRATIC PARTY	46	11.92%
LIBERTARIAN PARTY	0	0%
CONSTITUTION PARTY	0	0%

US SENATOR (REPUBLICAN PARTY)		
Vote For 1		
Total Votes	338	
PATRICK A LEWIS	2	0.59%
ERIC SCHMITT	178	52.66%
BILLY LONG	37	10.95%
ERIC GREITENS	39	11.54%
BERNIE MOWINSKI	0	0%
C.W. GARDNER	5	1.48%
DESHON PORTER	0	0%
VICKY HARTZLER	69	20.41%
DAVE SIMS	0	0%
MARK McCLOSKEY	4	1.18%
ERIC McELROY	0	0%
DENNIS LEE CHILTON	0	0%
ROBERT ALLEN	0	0%
DAVE SCHATZ	2	0.59%
HARTFORD TUNNELL	0	0%
KEVIN C. SCHEPERS	0	0%
RICKEY JOINER	0	0%
ROBERT OLSON	0	0%
RUSSEL PEALER BREYFOGLE Jr	1	0.30%
DARRELL LEON McCLANAHAN III	0	0%
CURTIS D. VAUGHN	1	0.30%


STATE AUDITOR (REPUBLICAN PARTY)		
Vote For 1		
Total Votes	297	
DAVID GREGORY	116	39.06%
SCOTT FITZPATRICK	181	60.94%

US REPRESENTATIVE DISTRICT 7 (REPUBLICAN PARTY)		
Vote For 1		
Total Votes	337	
JAY WASSON	99	29.38%
ERIC BURLISON	130	38.58%
AUDREY RICHARDS	7	2.08%
CAMILLE LOMBARDI-OLIVE	1	0.30%
SAM ALEXANDER	13	3.86%
ALEX BYRANT	66	19.58%
PAUL WALKER	4	1.19%
MIKE MOON	17	5.04%

STATE REPRESENTATIVE DISTRICT 139 (REPUBLICAN PARTY)		
Vote For 1		
Total Votes	259	
BOB TITUS	259	100.00%

STATE REPRESENTATIVE DISTRICT 140 (REPUBLICAN PARTY)		
Vote For 1		
Total Votes	17	
JAMIE RAY GRAGG	6	35.29%
DANNY GARRISON	11	64.71%

CIRCUIT JUDGE CIRCUIT 38 DIVISION 2 (REPUBLICAN PARTY)		
Vote For 1		
Total Votes	266	
JESSICA KRUSE	266	100.00%

Carl Esch
For Pumph
Robert L. Branen


Registered Voters 1,178 - Total Ballots 386 : 32.77%

ASSOCIATE CIRCUIT JUDGE DIVISION 3 (REPUBLICAN PARTY)		
Vote For 1		
Total Votes	268	
STEVEN WARD	268	100.00%

PROSECUTING ATTORNEY (REPUBLICAN PARTY)		
Vote For 1		
Total Votes	262	
KRISTEN TUOHY AVILA	262	100.00%

ASSOCIATE CIRCUIT JUDGE DIVISION 4 (REPUBLICAN PARTY)		
Vote For 1		
Total Votes	275	
DOUG BACON	275	100.00%

COLLECTOR OF REVENUE (REPUBLICAN PARTY)		
Vote For 1		
Total Votes	285	
TED NICHOLS	285	100.00%

PRESIDING COMMISSIONER (REPUBLICAN PARTY)		
Vote For 1		
Total Votes	313	
RALPH PHILLIPS	121	38.66%
LYNN MORRIS	121	38.66%
TIMOTHY PEAK	71	22.68%

COUNTY AUDITOR (REPUBLICAN PARTY)		
Vote For 1		
Total Votes	275	
AMY DENT	275	100.00%

COUNTY CLERK (REPUBLICAN PARTY)		
Vote For 1		
Total Votes	265	
PAULA BRUMFIELD	265	100.00%

US SENATOR (DEMOCRATIC PARTY)		
Vote For 1		
Total Votes	46	
LEWIS ROLEN	1	2.17%
GENA ROSS	2	4.35%
CARLA COFFEE WRIGHT	1	2.17%
JOSH SHIPP	0	0%
SPENCER TODER	3	6.52%
LUCAS KUNCE	16	34.78%
JEWEL KELLY	1	2.17%
CLARENCE (CLAY) TAYLOR	1	2.17%
PAT KELLY	0	0%
TRUDY BUSCH VALENTINE	21	45.65%
RONALD (RON) WILLIAM HARRIS	0	0%

CLERK OF THE CIRCUIT COURT (REPUBLICAN PARTY)		
Vote For 1		
Total Votes	271	
BARBIE BARNETT-STILLINGS	271	100.00%

RECORDER OF DEEDS (REPUBLICAN PARTY)		
Vote For 1		
Total Votes	269	
KELLY BLUNT HALL	269	100.00%

STATE AUDITOR (DEMOCRATIC PARTY)		
Vote For 1		
Total Votes	42	
ALAN GREEN	42	100.00%

Carla Coffee Wright
John Russell

Registered Voters 1,178 - Total Ballots 386 : 32.77%

US REPRESENTATIVE DISTRICT 7
(DEMOCRATIC PARTY)

Vote For 1

Total Votes 44

JOHN M. WOODMAN	15	34.09%
KRISTEN RADAHER-SHEAFER	23	52.27%
BRYCE F. LOCKWOOD	6	13.64%

STATE REPRESENTATIVE DISTRICT 140
(DEMOCRATIC PARTY)

Vote For 1

Total Votes 6

AMY FREELAND	6	100.00%
--------------	---	---------

US SENATOR
(LIBERTARIAN PARTY)

Vote For 1

Total Votes 0

JONATHAN DINE	0	0%
---------------	---	----

STATE AUDITOR
(LIBERTARIAN PARTY)

Vote For 1

Total Votes 0

JOHN A. HARTWIG Jr.	0	0%
---------------------	---	----

US REPRESENTATIVE DISTRICT 7
(LIBERTARIAN PARTY)

Vote For 1

Total Votes 0

KEVIN CRAIG	0	0%
-------------	---	----

US SENATOR
(CONSTITUTION PARTY)

Vote For 1

Total Votes 0

PAUL VENABLE	0	0%
--------------	---	----

Carl Esser *John Braden*
for *runoff*

Precinct Summary Report
 PRIMARY ELECTION - TUESDAY, AUGUST 2, 2022
 CHRISTIAN COUNTY, MISSOURI
 Election Results
 32. CASSIDY #2
 OFFICIAL

Date: 8/5/2022
 Time: 12:02:23 PM
 Page 1/3

Registered Voters 3,343 - Total Ballots 935 : 27.97%

Party Distribution		
Total Ballots	935	
NON-PARTISAN	0	0%
REPUBLICAN PARTY	818	87.49%
DEMOCRATIC PARTY	115	12.30%
LIBERTARIAN PARTY	2	0.21%
CONSTITUTION PARTY	0	0%

US SENATOR (REPUBLICAN PARTY)		
Vote For 1		
Total Votes	796	
PATRICK A LEWIS	4	0.50%
ERIC SCHMITT	402	50.50%
BILLY LONG	92	11.56%
ERIC GREITENS	79	9.92%
BERNIE MOWINSKI	0	0%
C.W. GARDNER	1	0.13%
DESHON PORTER	1	0.13%
VICKY HARTZLER	186	23.37%
DAVE SIMS	3	0.38%
MARK McCLOSKEY	21	2.64%
ERIC McELROY	3	0.38%
DENNIS LEE CHILTON	0	0%
ROBERT ALLEN	3	0.38%
DAVE SCHATZ	0	0%
HARTFORD TUNNELL	0	0%
KEVIN C. SCHEPERS	0	0%
RICKEY JOINER	0	0%
ROBERT OLSON	0	0%
RUSSEL PEALER BREYFOGLE Jr	0	0%
DARRELL LEON McCLANAHAN III	0	0%
CURTIS D. VAUGHN	1	0.13%

STATE AUDITOR (REPUBLICAN PARTY)		
Vote For 1		
Total Votes	728	
DAVID GREGORY	276	37.91%
SCOTT FITZPATRICK	452	62.09%

US REPRESENTATIVE DISTRICT 7 (REPUBLICAN PARTY)		
Vote For 1		
Total Votes	809	
JAY WASSON	206	25.46%
ERIC BURLISON	314	38.81%
AUDREY RICHARDS	13	1.61%
CAMILLE LOMBARDI-OLIVE	6	0.74%
SAM ALEXANDER	30	3.71%
ALEX BYRANT	208	25.71%
PAUL WALKER	9	1.11%
MIKE MOON	23	2.84%

STATE REPRESENTATIVE DISTRICT 140 (REPUBLICAN PARTY)		
Vote For 1		
Total Votes	709	
JAMIE RAY GRAGG	432	60.93%
DANNY GARRISON	277	39.07%

CIRCUIT JUDGE CIRCUIT 38 DIVISION 2 (REPUBLICAN PARTY)		
Vote For 1		
Total Votes	653	
JESSICA KRUSE	653	100.00%

ASSOCIATE CIRCUIT JUDGE DIVISION 3 (REPUBLICAN PARTY)		
Vote For 1		
Total Votes	629	
STEVEN WARD	629	100.00%

Carla Essick
For Council
Don L. Orphan
For Council

Registered Voters 3,343 - Total Ballots 935 : 27.97%

**ASSOCIATE CIRCUIT JUDGE DIVISION 4
 (REPUBLICAN PARTY)**

Vote For 1		
Total Votes	644	
DOUG BACON	644	100.00%

**COLLECTOR OF REVENUE
 (REPUBLICAN PARTY)**

Vote For 1		
Total Votes	647	
TED NICHOLS	647	100.00%

**PRESIDING COMMISSIONER
 (REPUBLICAN PARTY)**

Vote For 1		
Total Votes	762	
RALPH PHILLIPS	301	39.50%
LYNN MORRIS	350	45.93%
TIMOTHY PEAK	111	14.57%

**COUNTY AUDITOR
 (REPUBLICAN PARTY)**

Vote For 1		
Total Votes	626	
AMY DENT	626	100.00%

**COUNTY CLERK
 (REPUBLICAN PARTY)**

Vote For 1		
Total Votes	627	
PAULA BRUMFIELD	627	100.00%

**CASSIDY 2 TOWNSHIP COMMITTEEWOMAN
 (REPUBLICAN PARTY)**

Vote For 1		
Total Votes	668	
CHRISTINA TONSING	297	44.46%
SUSAN G. (SAM) YARNELL	371	55.54%

**CLERK OF THE CIRCUIT COURT
 (REPUBLICAN PARTY)**

Vote For 1		
Total Votes	627	
BARBIE BARNETT-STILLINGS	627	100.00%

**US SENATOR
 (DEMOCRATIC PARTY)**

Vote For 1		
Total Votes	115	
LEWIS ROLEN	0	0%
GENA ROSS	2	1.74%
CARLA COFFEE WRIGHT	1	0.87%
JOSH SHIPP	0	0%
SPENCER TODER	9	7.83%
LUCAS KUNCE	55	47.83%
JEWEL KELLY	4	3.48%
CLARENCE (CLAY) TAYLOR	2	1.74%
PAT KELLY	0	0%
TRUDY BUSCH VALENTINE	42	36.52%
RONALD (RON) WILLIAM HARRIS	0	0%

**RECORDER OF DEEDS
 (REPUBLICAN PARTY)**

Vote For 1		
Total Votes	617	
KELLY BLUNT HALL	617	100.00%

**PROSECUTING ATTORNEY
 (REPUBLICAN PARTY)**

Vote For 1		
Total Votes	616	
KRISTEN TUOHY AVILA	616	100.00%

Carlo Cassin
Da Russ
Jim Branan
[Signature]

Registered Voters 3,343 - Total Ballots 935 : 27.97%

STATE AUDITOR (DEMOCRATIC PARTY)		
Vote For 1		
Total Votes	110	
ALAN GREEN	110	100.00%

US SENATOR (CONSTITUTION PARTY)		
Vote For 1		
Total Votes	0	
PAUL VENABLE	0	0%

US REPRESENTATIVE DISTRICT 7 (DEMOCRATIC PARTY)		
Vote For 1		
Total Votes	111	
JOHN M. WOODMAN	34	30.63%
KRISTEN RADAHER-SHEAFER	66	59.46%
BRYCE F. LOCKWOOD	11	9.91%

STATE REPRESENTATIVE DISTRICT 140 (DEMOCRATIC PARTY)		
Vote For 1		
Total Votes	112	
AMY FREELAND	112	100.00%

US SENATOR (LIBERTARIAN PARTY)		
Vote For 1		
Total Votes	2	
JONATHAN DINE	2	100.00%

STATE AUDITOR (LIBERTARIAN PARTY)		
Vote For 1		
Total Votes	2	
JOHN A. HARTWIG Jr.	2	100.00%

US REPRESENTATIVE DISTRICT 7 (LIBERTARIAN PARTY)		
Vote For 1		
Total Votes	2	
KEVIN CRAIG	2	100.00%

Carla Esch *John C. Cochran*
Jon Russell *[Signature]*

Precinct Summary Report
 PRIMARY ELECTION - TUESDAY, AUGUST 2, 2022
 CHRISTIAN COUNTY, MISSOURI
 Election Results
 33. LINCOLN #2
 OFFICIAL

Date: 8/5/2022
 Time: 12:02:23 PM
 Page 1/3

Registered Voters 1,511 - Total Ballots 359 : 23.76%

Party Distribution

Total Ballots	359	
NON-PARTISAN	1	0.28%
REPUBLICAN PARTY	332	92.48%
DEMOCRATIC PARTY	26	7.24%
LIBERTARIAN PARTY	0	0%
CONSTITUTION PARTY	0	0%

US SENATOR
 (REPUBLICAN PARTY)

Vote For 1 Total Votes	331	
PATRICK A LEWIS	4	1.21%
ERIC SCHMITT	146	44.11%
BILLY LONG	41	12.39%
ERIC GREITENS	61	18.43%
BERNIE MOWINSKI	1	0.30%
C.W. GARDNER	1	0.30%
DESHON PORTER	0	0%
VICKY HARTZLER	44	13.29%
DAVE SIMS	1	0.30%
MARK McCLOSKEY	23	6.95%
ERIC McELROY	1	0.30%
DENNIS LEE CHILTON	0	0%
ROBERT ALLEN	0	0%
DAVE SCHATZ	4	1.21%
HARTFORD TUNNELL	0	0%
KEVIN C. SCHEPERS	0	0%
RICKEY JOINER	0	0%
ROBERT OLSON	0	0%
RUSSEL PEALER BREYFOGLE Jr	0	0%
DARRELL LEON McCLANAHAN III	3	0.91%
CURTIS D. VAUGHN	1	0.30%

STATE AUDITOR
 (REPUBLICAN PARTY)

Vote For 1 Total Votes	290	
DAVID GREGORY	97	33.45%
SCOTT FITZPATRICK	193	66.55%

US REPRESENTATIVE DISTRICT 7
 (REPUBLICAN PARTY)

Vote For 1 Total Votes	328	
JAY WASSON	73	22.26%
ERIC BURLISON	139	42.38%
AUDREY RICHARDS	7	2.13%
CAMILLE LOMBARDI-OLIVE	3	0.91%
SAM ALEXANDER	6	1.83%
ALEX BYRANT	81	24.70%
PAUL WALKER	2	0.61%
MIKE MOON	17	5.18%

STATE REPRESENTATIVE DISTRICT 139
 (REPUBLICAN PARTY)

Vote For 1 Total Votes	266	
BOB TITUS	266	100.00%

CIRCUIT JUDGE CIRCUIT 38 DIVISION 2
 (REPUBLICAN PARTY)

Vote For 1 Total Votes	264	
JESSICA KRUSE	264	100.00%

ASSOCIATE CIRCUIT JUDGE DIVISION 3
 (REPUBLICAN PARTY)

Vote For 1 Total Votes	266	
STEVEN WARD	266	100.00%

Carla Essick
Joe Pusney
Bob Ordan
Tom [Signature]

Registered Voters 1,511 - Total Ballots 359 : 23.76%

ASSOCIATE CIRCUIT JUDGE DIVISION 4 (REPUBLICAN PARTY)		
Vote For 1		
Total Votes	265	
DOUG BACON	265	100.00%

COLLECTOR OF REVENUE (REPUBLICAN PARTY)		
Vote For 1		
Total Votes	272	
TED NICHOLS	272	100.00%

PRESIDING COMMISSIONER (REPUBLICAN PARTY)		
Vote For 1		
Total Votes	298	
RALPH PHILLIPS	113	37.92%
LYNN MORRIS	130	43.62%
TIMOTHY PEAK	55	18.46%

COUNTY AUDITOR (REPUBLICAN PARTY)		
Vote For 1		
Total Votes	269	
AMY DENT	269	100.00%

COUNTY CLERK (REPUBLICAN PARTY)		
Vote For 1		
Total Votes	263	
PAULA BRUMFIELD	263	100.00%

US SENATOR (DEMOCRATIC PARTY)		
Vote For 1		
Total Votes	26	
LEWIS ROLEN	2	7.69%
GENA ROSS	0	0%
CARLA COFFEE WRIGHT	2	7.69%
JOSH SHIPP	1	3.85%
SPENCER TODER	0	0%
LUCAS KUNCE	10	38.46%
JEWEL KELLY	0	0%
CLARENCE (CLAY) TAYLOR	0	0%
PAT KELLY	0	0%
TRUDY BUSCH VALENTINE	11	42.31%
RONALD (RON) WILLIAM HARRIS	0	0%

CLERK OF THE CIRCUIT COURT (REPUBLICAN PARTY)		
Vote For 1		
Total Votes	266	
BARBIE BARNETT-STILLINGS	266	100.00%

RECORDER OF DEEDS (REPUBLICAN PARTY)		
Vote For 1		
Total Votes	264	
KELLY BLUNT HALL	264	100.00%

STATE AUDITOR (DEMOCRATIC PARTY)		
Vote For 1		
Total Votes	25	
ALAN GREEN	25	100.00%

PROSECUTING ATTORNEY (REPUBLICAN PARTY)		
Vote For 1		
Total Votes	262	
KRISTEN TUOHY AVILA	262	100.00%

Carla Esch
For Russell

Bob Graham
For [unclear]

Registered Voters 1,511 - Total Ballots 359 : 23.76%

US REPRESENTATIVE DISTRICT 7
(DEMOCRATIC PARTY)

Vote For 1		
Total Votes	26	
JOHN M. WOODMAN	11	42.31%
KRISTEN RADAHER-SHEAFER	14	53.85%
BRYCE F. LOCKWOOD	1	3.85%

US SENATOR
(LIBERTARIAN PARTY)

Vote For 1		
Total Votes	0	
JONATHAN DINE	0	0%

STATE AUDITOR
(LIBERTARIAN PARTY)

Vote For 1		
Total Votes	0	
JOHN A. HARTWIG Jr.	0	0%

US REPRESENTATIVE DISTRICT 7
(LIBERTARIAN PARTY)

Vote For 1		
Total Votes	0	
KEVIN CRAIG	0	0%

US SENATOR
(CONSTITUTION PARTY)

Vote For 1		
Total Votes	0	
PAUL VENABLE	0	0%

CITY OF CLEVER QUESTION

Total Votes	162	
YES	119	73.46%
NO	43	26.54%

Carla Esch *Debra Bondar*
Joe Rouse

Precinct Summary Report
 PRIMARY ELECTION - TUESDAY, AUGUST 2, 2022
 CHRISTIAN COUNTY, MISSOURI
 Election Results
 34. WEST FINELY 2
 OFFICIAL

Date: 8/5/2022
 Time: 12:02:23 PM
 Page 1/3

Registered Voters 1,531 - Total Ballots 385 : 25.15%

Party Distribution		
Total Ballots	385	
NON-PARTISAN	0	0%
REPUBLICAN PARTY	325	84.42%
DEMOCRATIC PARTY	58	15.06%
LIBERTARIAN PARTY	1	0.26%
CONSTITUTION PARTY	1	0.26%

US SENATOR (REPUBLICAN PARTY)		
Vote For 1		
Total Votes	322	
PATRICK A LEWIS	2	0.62%
ERIC SCHMITT	156	48.45%
BILLY LONG	38	11.80%
ERIC GREITENS	52	16.15%
BERNIE MOWINSKI	1	0.31%
C.W. GARDNER	1	0.31%
DESHON PORTER	1	0.31%
VICKY HARTZLER	50	15.53%
DAVE SIMS	0	0%
MARK McCLOSKEY	10	3.11%
ERIC McELROY	2	0.62%
DENNIS LEE CHILTON	0	0%
ROBERT ALLEN	0	0%
DAVE SCHATZ	5	1.55%
HARTFORD TUNNELL	0	0%
KEVIN C. SCHEPERS	0	0%
RICKEY JOINER	0	0%
ROBERT OLSON	0	0%
RUSSEL PEALER BREYFOGLE Jr	1	0.31%
DARRELL LEON McCLANAHAN III	0	0%
CURTIS D. VAUGHN	3	0.93%

STATE AUDITOR (REPUBLICAN PARTY)		
Vote For 1		
Total Votes	288	
DAVID GREGORY	105	36.46%
SCOTT FITZPATRICK	183	63.54%

US REPRESENTATIVE DISTRICT 7 (REPUBLICAN PARTY)		
Vote For 1		
Total Votes	324	
JAY WASSON	54	16.67%
ERIC BURLISON	141	43.52%
AUDREY RICHARDS	8	2.47%
CAMILLE LOMBARDI-OLIVE	3	0.93%
SAM ALEXANDER	21	6.48%
ALEX BYRANT	71	21.91%
PAUL WALKER	0	0%
MIKE MOON	26	8.02%

STATE REPRESENTATIVE DISTRICT 139 (REPUBLICAN PARTY)		
Vote For 1		
Total Votes	184	
BOB TITUS	184	100.00%

STATE REPRESENTATIVE DISTRICT 140 (REPUBLICAN PARTY)		
Vote For 1		
Total Votes	71	
JAMIE RAY GRAGG	45	63.38%
DANNY GARRISON	26	36.62%

CIRCUIT JUDGE CIRCUIT 38 DIVISION 2 (REPUBLICAN PARTY)		
Vote For 1		
Total Votes	242	
JESSICA KRUSE	242	100.00%

Charles Esrich
Joe Rimes
Robert L. Graham
[Signature]

Registered Voters 1,531 - Total Ballots 385 : 25.15%

ASSOCIATE CIRCUIT JUDGE DIVISION 3 (REPUBLICAN PARTY)		
Vote For 1		
Total Votes	241	
STEVEN WARD	241	100.00%

PROSECUTING ATTORNEY (REPUBLICAN PARTY)		
Vote For 1		
Total Votes	238	
KRISTEN TUOHY AVILA	238	100.00%

ASSOCIATE CIRCUIT JUDGE DIVISION 4 (REPUBLICAN PARTY)		
Vote For 1		
Total Votes	248	
DOUG BACON	248	100.00%

COLLECTOR OF REVENUE (REPUBLICAN PARTY)		
Vote For 1		
Total Votes	245	
TED NICHOLS	245	100.00%

PRESIDING COMMISSIONER (REPUBLICAN PARTY)		
Vote For 1		
Total Votes	306	
RALPH PHILLIPS	124	40.52%
LYNN MORRIS	128	41.83%
TIMOTHY PEAK	54	17.65%

COUNTY AUDITOR (REPUBLICAN PARTY)		
Vote For 1		
Total Votes	243	
AMY DENT	243	100.00%

COUNTY CLERK (REPUBLICAN PARTY)		
Vote For 1		
Total Votes	240	
PAULA BRUMFIELD	240	100.00%

US SENATOR (DEMOCRATIC PARTY)		
Vote For 1		
Total Votes	58	
LEWIS ROLEN	0	0%
GENA ROSS	0	0%
CARLA COFFEE WRIGHT	1	1.72%
JOSH SHIPP	0	0%
SPENCER TODER	2	3.45%
LUCAS KUNCE	22	37.93%
JEWEL KELLY	3	5.17%
CLARENCE (CLAY) TAYLOR	0	0%
PAT KELLY	0	0%
TRUDY BUSCH VALENTINE	29	50.00%
RONALD (RON) WILLIAM HARRIS	1	1.72%

CLERK OF THE CIRCUIT COURT (REPUBLICAN PARTY)		
Vote For 1		
Total Votes	236	
BARBIE BARNETT-STILLINGS	236	100.00%

RECORDER OF DEEDS (REPUBLICAN PARTY)		
Vote For 1		
Total Votes	241	
KELLY BLUNT HALL	241	100.00%

STATE AUDITOR (DEMOCRATIC PARTY)		
Vote For 1		
Total Votes	54	
ALAN GREEN	54	100.00%

Carla Coffee Wright
Spencer Toder

Registered Voters 1,531 - Total Ballots 385 : 25.15%

US REPRESENTATIVE DISTRICT 7
(DEMOCRATIC PARTY)

Vote For 1

Total Votes 57

JOHN M. WOODMAN	19	33.33%
KRISTEN RADAHER-SHEAFER	34	59.65%
BRYCE F. LOCKWOOD	4	7.02%

STATE REPRESENTATIVE DISTRICT 140
(DEMOCRATIC PARTY)

Vote For 1

Total Votes 13

AMY FREELAND	13	100.00%
--------------	----	---------

US SENATOR
(LIBERTARIAN PARTY)

Vote For 1

Total Votes 1

JONATHAN DINE	1	100.00%
---------------	---	---------

STATE AUDITOR
(LIBERTARIAN PARTY)

Vote For 1

Total Votes 1

JOHN A. HARTWIG Jr.	1	100.00%
---------------------	---	---------

US REPRESENTATIVE DISTRICT 7
(LIBERTARIAN PARTY)

Vote For 1

Total Votes 1

KEVIN CRAIG	1	100.00%
-------------	---	---------

US SENATOR
(CONSTITUTION PARTY)

Vote For 1

Total Votes 1

PAUL VENABLE	1	100.00%
--------------	---	---------

Carla Esch *John Dine*
For Russel *Paul Venable*

Precinct Summary Report
 PRIMARY ELECTION - TUESDAY, AUGUST 2, 2022
 CHRISTIAN COUNTY, MISSOURI
 Election Results
 35. NORTHVIEW C
 OFFICIAL

Date: 8/5/2022
 Time: 12:02:23 PM
 Page 1/3

Registered Voters 1,529 - Total Ballots 400 : 26.16%

Party Distribution		
Total Ballots	400	
NON-PARTISAN	0	0%
REPUBLICAN PARTY	335	83.75%
DEMOCRATIC PARTY	63	15.75%
LIBERTARIAN PARTY	2	0.50%
CONSTITUTION PARTY	0	0%

US SENATOR (REPUBLICAN PARTY)		
Vote For 1		
Total Votes	333	
PATRICK A LEWIS	3	0.90%
ERIC SCHMITT	151	45.35%
BILLY LONG	48	14.41%
ERIC GREITENS	47	14.11%
BERNIE MOWINSKI	3	0.90%
C.W. GARDNER	1	0.30%
DESHON PORTER	1	0.30%
VICKY HARTZLER	64	19.22%
DAVE SIMS	0	0%
MARK McCLOSKEY	6	1.80%
ERIC McELROY	4	1.20%
DENNIS LEE CHILTON	0	0%
ROBERT ALLEN	1	0.30%
DAVE SCHATZ	0	0%
HARTFORD TUNNELL	2	0.60%
KEVIN C. SCHEPERS	1	0.30%
RICKEY JOINER	0	0%
ROBERT OLSON	0	0%
RUSSEL PEALER BREYFOGLE Jr	0	0%
DARRELL LEON McClANAHAN III	0	0%
CURTIS D. VAUGHN	1	0.30%

STATE AUDITOR (REPUBLICAN PARTY)		
Vote For 1		
Total Votes	302	
DAVID GREGORY	102	33.77%
SCOTT FITZPATRICK	200	66.23%

US REPRESENTATIVE DISTRICT 7 (REPUBLICAN PARTY)		
Vote For 1		
Total Votes	330	
JAY WASSON	91	27.58%
ERIC BURLISON	106	32.12%
AUDREY RICHARDS	7	2.12%
CAMILLE LOMBARDI-OLIVE	3	0.91%
SAM ALEXANDER	8	2.42%
ALEX BYRANT	103	31.21%
PAUL WALKER	3	0.91%
MIKE MOON	9	2.73%

STATE REPRESENTATIVE DISTRICT 138 (REPUBLICAN PARTY)		
Vote For 1		
Total Votes	0	
BRAD HUDSON	0	0%

STATE REPRESENTATIVE DISTRICT 139 (REPUBLICAN PARTY)		
Vote For 1		
Total Votes	261	
BOB TITUS	261	100.00%

STATE REPRESENTATIVE DISTRICT 140 (REPUBLICAN PARTY)		
Vote For 1		
Total Votes	0	
JAMIE RAY GRAGG	0	0%
DANNY GARRISON	0	0%

Carla Smith
Tom Rimes
Robert L. Bodra
The Wolf

Precinct Summary Report
 PRIMARY ELECTION - TUESDAY, AUGUST 2, 2022
 CHRISTIAN COUNTY, MISSOURI
 Election Results
 35. NORTHVIEW C
 OFFICIAL

Date: 8/5/2022
 Time: 12:02:23 PM
 Page 2/3

Registered Voters 1,529 - Total Ballots 400 : 26.16%

CIRCUIT JUDGE CIRCUIT 38 DIVISION 2 (REPUBLICAN PARTY)		
Vote For 1		
Total Votes	263	
JESSICA KRUSE	263	100.00%

RECORDER OF DEEDS (REPUBLICAN PARTY)		
Vote For 1		
Total Votes	249	
KELLY BLUNT HALL	249	100.00%

ASSOCIATE CIRCUIT JUDGE DIVISION 3 (REPUBLICAN PARTY)		
Vote For 1		
Total Votes	255	
STEVEN WARD	255	100.00%

PROSECUTING ATTORNEY (REPUBLICAN PARTY)		
Vote For 1		
Total Votes	248	
KRISTEN TUOHY AVILA	248	100.00%

ASSOCIATE CIRCUIT JUDGE DIVISION 4 (REPUBLICAN PARTY)		
Vote For 1		
Total Votes	259	
DOUG BACON	259	100.00%

COLLECTOR OF REVENUE (REPUBLICAN PARTY)		
Vote For 1		
Total Votes	259	
TED NICHOLS	259	100.00%

PRESIDING COMMISSIONER (REPUBLICAN PARTY)		
Vote For 1		
Total Votes	311	
RALPH PHILLIPS	86	27.65%
LYNN MORRIS	165	53.05%
TIMOTHY PEAK	60	19.29%

COUNTY AUDITOR (REPUBLICAN PARTY)		
Vote For 1		
Total Votes	255	
AMY DENT	255	100.00%

COUNTY CLERK (REPUBLICAN PARTY)		
Vote For 1		
Total Votes	250	
PAULA BRUMFIELD	250	100.00%

US SENATOR (DEMOCRATIC PARTY)		
Vote For 1		
Total Votes	63	
LEWIS ROLEN	2	3.17%
GENA ROSS	4	6.35%
CARLA COFFEE WRIGHT	5	7.94%
JOSH SHIPP	1	1.59%
SPENCER TODER	6	9.52%
LUCAS KUNCE	20	31.75%
JEWEL KELLY	0	0%
CLARENCE (CLAY) TAYLOR	0	0%
PAT KELLY	0	0%
TRUDY BUSCH VALENTINE	24	38.10%
RONALD (RON) WILLIAM HARRIS	1	1.59%

CLERK OF THE CIRCUIT COURT (REPUBLICAN PARTY)		
Vote For 1		
Total Votes	254	
BARBIE BARNETT-STILLINGS	254	100.00%

Carla Coffee Wright
John Shipp

Precinct Summary Report
 PRIMARY ELECTION - TUESDAY, AUGUST 2, 2022
 CHRISTIAN COUNTY, MISSOURI
 Election Results
 35. NORTHVIEW C
 OFFICIAL

Date: 8/5/2022
 Time: 12:02:23 PM
 Page 3/3

Registered Voters 1,529 - Total Ballots 400 : 26.16%

STATE AUDITOR
 (DEMOCRATIC PARTY)

Vote For 1			
Total Votes	56		
ALAN GREEN	56	100.00%	

US SENATOR
 (CONSTITUTION PARTY)

Vote For 1			
Total Votes	0		
PAUL VENABLE	0	0%	

US REPRESENTATIVE DISTRICT 7
 (DEMOCRATIC PARTY)

Vote For 1			
Total Votes	61		
JOHN M. WOODMAN	15	24.59%	
KRISTEN RADAHER-SHEAFER	39	63.93%	
BRYCE F. LOCKWOOD	7	11.48%	

STATE REPRESENTATIVE DISTRICT 140
 (DEMOCRATIC PARTY)

Vote For 1			
Total Votes	0		
AMY FREELAND	0	0%	

US SENATOR
 (LIBERTARIAN PARTY)

Vote For 1			
Total Votes	2		
JONATHAN DINE	2	100.00%	

STATE AUDITOR
 (LIBERTARIAN PARTY)

Vote For 1			
Total Votes	2		
JOHN A. HARTWIG Jr.	2	100.00%	

US REPRESENTATIVE DISTRICT 7
 (LIBERTARIAN PARTY)

Vote For 1			
Total Votes	2		
KEVIN CRAIG	2	100.00%	

Carla Esch *Robert Crain*
For Russel *[Signature]*