

CHRISTIAN COUNTY HEALTH DEPARTMENT TRUSTEES 4  
 YEAR

Jurisdiction	Reg. Voters	Total Votes	JEANIE SKIBISKI	KATHY ADAMS	KENNETH A. SPANGLER
1 E. BENTON/3 BRUNER					
Normal	893	90	22.22%	34	37.78%
Absentee	893	0	-	0	-
2 W. BENTON/14 LINDEN					
Normal	1803	407	24.82%	156	38.33%
Absentee	1803	0	-	0	-
4 CHADWICK/16 SOUTH LINN/11 GARRISON/25 SENECA					
Normal	627	163	23.93%	72	44.17%
Absentee	627	0	-	0	-
5 RIVERSIDE 1					
Normal	5315	1116	27.33%	426	38.17%
Absentee	5315	0	-	0	-
6 CASSIDY 1					
Normal	2553	445	26.52%	156	35.06%
Absentee	2553	0	-	0	-
7 W. FINLEY 1					
Normal	1575	284	27.82%	119	41.90%
Absentee	1575	0	-	0	-
8 EAST FINLEY					
Normal	4210	849	24.50%	350	41.22%
Absentee	4210	0	-	0	-
9 NORTH GALLOWAY					
Normal	2790	440	21.36%	181	41.14%
Absentee	2790	0	-	0	-
10 SOUTH GALLOWAY					
Normal	1604	380	25.53%	152	40.00%
Absentee	1604	0	-	0	-
12 OLDFIELD/18 LEAD HILL					
Normal	464	79	22.78%	32	40.51%
Absentee	464	0	-	0	-
13 LINCOLN 1					
Normal	2332	318	25.47%	114	35.85%
Absentee	2332	0	-	0	-
15 NORTH LINN					
Normal	744	244	27.05%	88	36.07%
Absentee	744	0	-	0	-

*[Handwritten Signature]*  
 For Council Carl E. Eversh

*[Handwritten Signature]*

Statement of Votes Cast  
 GENERAL MUNICIPAL ELECTION  
 CHRISTIAN COUNTY, MISSOURI  
 TUESDAY, APRIL 5, 2022  
 ELECTION RESULTS  
 OFFICIAL

CHRISTIAN COUNTY HEALTH DEPARTMENT TRUSTEES 4  
 YEAR

Reg. Voters	Total Votes	JEANIE SKIBISKI	KATHY ADAMS	KENNETH A. SPANGLER
1763 Normal	376	93 24.73%	125 33.24%	158 42.02%
1763 Absentee	0	0	0	0
1063 Normal	128	29 22.66%	48 37.50%	51 39.84%
1063 Absentee	0	0	0	0
2386 Normal	411	111 27.01%	158 38.44%	142 34.55%
2386 Absentee	0	0	0	0
1862 Normal	449	122 27.17%	178 39.64%	149 33.18%
1862 Absentee	0	0	0	0
2303 Normal	421	105 24.94%	174 41.33%	142 33.73%
2303 Absentee	0	0	0	0
2249 Normal	372	85 22.85%	170 45.70%	117 31.45%
2249 Absentee	0	0	0	0
2451 Normal	381	98 25.72%	138 36.22%	145 38.06%
2451 Absentee	0	0	0	0
1684 Normal	238	64 26.89%	100 42.02%	74 31.09%
1684 Absentee	0	0	0	0
2177 Normal	317	92 29.02%	128 40.38%	97 30.60%
2177 Absentee	0	0	0	0
1938 Normal	364	96 26.37%	151 41.48%	117 32.14%
1938 Absentee	0	0	0	0
2259 Normal	413	100 24.21%	168 40.68%	145 35.11%
2259 Absentee	0	0	0	0
2021 Normal	287	71 24.74%	112 39.02%	104 36.24%
2021 Absentee	0	0	0	0
1191 Normal	207	58 28.02%	76 36.71%	73 35.27%
1191 Absentee	0	0	0	0

*John Smith*  
*Carol Smith*

CHRISTIAN COUNTY HEALTH DEPARTMENT TRUSTEES 4  
 YEAR

Reg. Voters	Total Votes	JEANIE SKIBISKI		KATHY ADAMS		KENNETH A. SPANGLER		
		Votes	%	Votes	%	Votes	%	
32 CASSIDY 2								
Normal	3387	717	22.04%	277	38.63%	282	39.33%	
Absentee	3387	0	0	0	-	0	-	
33 LINCOLN 2								
Normal	1544	175	29.14%	67	38.29%	57	32.57%	
Absentee	1544	0	0	0	-	0	-	
34 W. FINLEY 2								
Normal	1536	265	26.04%	103	38.87%	93	35.09%	
Absentee	1536	0	0	0	-	0	-	
35 NORTHVIEW C								
Normal	1546	245	28.98%	100	40.82%	74	30.20%	
Absentee	1546	0	0	0	-	0	-	
ABSENTEE								
Normal	0	0	0	0	-	0	-	
Absentee	0	735	182	24.76%	303	41.22%	250	34.01%
Total	58270	10581	2699	25.51%	4153	39.25%	3729	35.24%
Normal	58270	735	182	24.76%	303	41.22%	250	34.01%
Absentee	58270	11316	2881	25.46%	4456	39.38%	3979	35.16%

*[Handwritten signatures]*

CHRISTIAN COUNTY HEALTH DEPARTMENT  
 TRUSTEES 2 YEAR

Jurisdiction Wide	Reg. Voters	Total Votes	LEAH GREGORY	RONALD NELSON
1 E. BENTON/3 BRUNER	893	74	35 47.30%	39 52.70%
Normal	893	0	0 -	0 -
Absentee				
2 W. BENTON/14 LINDEN	1803	365	179 49.04%	186 50.96%
Normal	1803	0	0 -	0 -
Absentee				
4 CHADWICK/16 SOUTH LINN/11 GARRISON/25 SENECA	627	161	75 46.58%	86 53.42%
Normal	627	0	0 -	0 -
Absentee				
5 RIVERSIDE 1	5315	987	496 50.25%	491 49.75%
Normal	5315	0	0 -	0 -
Absentee				
6 CASSIDY 1	2553	391	187 47.83%	204 52.17%
Normal	2553	0	0 -	0 -
Absentee				
7 W. FINLEY 1	1575	244	124 50.82%	120 49.18%
Normal	1575	0	0 -	0 -
Absentee				
8 EAST FINLEY	4210	761	375 49.28%	386 50.72%
Normal	4210	0	0 -	0 -
Absentee				
9 NORTH GALLOWAY	2790	411	205 49.88%	206 50.12%
Normal	2790	0	0 -	0 -
Absentee				
10 SOUTH GALLOWAY	1604	346	180 52.02%	166 47.98%
Normal	1604	0	0 -	0 -
Absentee				
12 OLDFIELD/18 LEAD HILL	464	78	34 43.59%	44 56.41%
Normal	464	0	0 -	0 -
Absentee				
13 LINCOLN 1	2332	301	145 48.17%	156 51.83%
Normal	2332	0	0 -	0 -
Absentee				
15 NORTH LINN	744	209	98 46.89%	111 53.11%
Normal	744	0	0 -	0 -
Absentee				

*[Handwritten signatures]*

CHRISTIAN COUNTY HEALTH DEPARTMENT  
 TRUSTEES 2 YEAR

	Reg. Voters	Total Votes	LEAH GREGORY	RONALD NELSON
17 McCRACKEN				
Normal	1763	318	160	158
Absentee	1763	0	0	0
19 UNION CHAPEL 1B				
Normal	1063	114	55	59
Absentee	1063	0	0	0
20 POLK				
Normal	2386	386	198	188
Absentee	2386	0	0	0
21 UNION CHAPEL 1A				
Normal	1862	378	197	181
Absentee	1862	0	0	0
22 ROSEDALE 1A				
Normal	2303	369	189	180
Absentee	2303	0	0	0
23 GARDEN GROVE				
Normal	2249	310	156	154
Absentee	2249	0	0	0
24 NORTHVIEW A				
Normal	2451	355	179	176
Absentee	2451	0	0	0
26 SPARTA				
Normal	1684	206	105	101
Absentee	1684	0	0	0
27 UNION CHAPEL 2A				
Normal	2177	279	141	138
Absentee	2177	0	0	0
28 ROSEDALE 2				
Normal	1938	314	158	156
Absentee	1938	0	0	0
29 NORTHVIEW B				
Normal	2259	330	171	159
Absentee	2259	0	0	0
30 ROSEDALE 1B				
Normal	2021	264	138	126
Absentee	2021	0	0	0
31 UNION CHAPEL 2B				
Normal	1191	177	91	86
Absentee	1191	0	0	0

*Robert G. Miller*  
*Carla Cassin*

*Jim Russell*

CHRISTIAN COUNTY HEALTH DEPARTMENT  
 TRUSTEES 2 YEAR

	Reg. Voters	Total Votes	LEAH GREGORY	RONALD NELSON
32 CASSIDY 2				
Normal	3387	635	313 49.29%	322 50.71%
Absentee	3387	0	0	0
33 LINCOLN 2				
Normal	1544	172	85 49.42%	87 50.58%
Absentee	1544	0	0	0
34 W. FINLEY 2				
Normal	1536	202	103 50.99%	99 49.01%
Absentee	1536	0	0	0
35 NORTHVIEW C				
Normal	1546	219	111 50.68%	108 49.32%
Absentee	1546	0	0	0
ABSENTEE				
Normal	0	0	0	0
Absentee	0	650	324 49.85%	326 50.15%
Total				
Normal	58270	9356	4683 50.05%	4673 49.95%
Absentee	58270	650	324 49.85%	326 50.15%
Total	58270	10006	5007 50.04%	4999 49.96%

*[Handwritten Signature]*  
 John Russell  
*[Handwritten Signature]*  
 Leah Cassidy

AVA R-I SCHOOL BOARD MEMBER

	Reg. Voters	Total Votes	JOSH CLEAVER	BRANDI STANIFER	DAN JOHNSON
Jurisdiction Wide					
1 E. BENTON/3 BRUNER					
Normal	5	0	0	0	0
Absentee	5	0	0	0	0
12 OLDFIELD/18 LEAD HILL					
Normal	9	2	1 50.00%	0	1 50.00%
Absentee	9	0	0	0	0
ABSENTEE					
Normal	0	0	0	0	0
Absentee	0	0	0	0	0
Total	14	2	1 50.00%	0	1 50.00%
Normal	14	0	0	0	0
Absentee	14	2	1 50.00%	0	1 50.00%
Total	14	2	1 50.00%	0	1 50.00%

*John Johnson*

*John Johnson*

*Carol Eason*

*John Johnson*

Statement of Votes Cast  
 GENERAL MUNICIPAL ELECTION  
 CHRISTIAN COUNTY, MISSOURI  
 TUESDAY, APRIL 5, 2022  
 ELECTION RESULTS  
 OFFICIAL

Date: 4/8/2022  
 Time: 12:04:38 PM CDT  
 Page 8/59

BILLINGS R-IV SCHOOL BOARD MEMBERS

	Reg. Voters	Total Votes	GARY VERCH	STACIE MCGUIRE	RANDALL WHITMAN	MICHAEL TOMLINSON
Jurisdiction Wide						
20 POLK						
Normal	2008	423	125 29.55%	78 18.44%	122 28.84%	98 23.17%
Absentee	2008	0	0	0	0	0
33 LINCOLN 2						
Normal	2	2	0	1 50.00%	0	1 50.00%
Absentee	2	0	0	0	0	0
ABSENTEE						
Normal	0	0	0	0	0	0
Absentee	0	26	3 11.54%	7 26.92%	8 30.77%	8 30.77%
Total						
Normal	2010	425	125 29.41%	79 18.59%	122 28.71%	99 23.29%
Absentee	2010	26	3 11.54%	7 26.92%	8 30.77%	8 30.77%
Total	2010	451	128 28.38%	86 19.07%	130 28.82%	107 23.73%

*[Handwritten Signature]*  
 For Russel Cole Eberle



Statement of Votes Cast  
 GENERAL MUNICIPAL ELECTION  
 CHRISTIAN COUNTY, MISSOURI  
 TUESDAY, APRIL 5, 2022  
 ELECTION RESULTS  
 OFFICIAL

Date: 4/8/2022  
 Time: 12:04:38 PM CDT  
 Page 9/59

BRADLEYVILLE R-1 SCHOOL BOARD MEMBERS

Jurisdiction Wide	Reg. Voters	Total Votes	DIANNE PENNINGTON	BANDY DALTON	DUSTIN R. McHAFFIE	SCOTT LAWSON
4 CHADWICK/16 SOUTH LINN/11 GARRISON/25 SENECA	57	18	1	9	1	7
Normal	57	0	0	0	0	0
Absentee						
ABSENTEE	0	0	0	0	0	0
Normal	0	0	0	0	0	0
Absentee						
Total	57	18	1	9	1	7
Normal	57	0	0	0	0	0
Absentee						
Total	57	18	1	9	1	7
			5.56%	50.00%	5.56%	38.89%

*[Handwritten Signature]*  
 For Denise Cook-Evans

Statement of Votes Cast  
 GENERAL MUNICIPAL ELECTION  
 CHRISTIAN COUNTY, MISSOURI  
 TUESDAY, APRIL 5, 2022  
 ELECTION RESULTS  
 OFFICIAL

Date: 4/8/2022  
 Time: 12:04:38 PM CDT  
 Page 10/59

CHADWICK R-I SCHOOL  
 BOARD MEMBER

Jurisdiction Wide	Reg.	Total	BENJAMIN	
	Voters	Votes	LEWIS	
1 E. BENTON/3 BRUNER				
Normal	18	1	1	100.000%
Absentee	18	0	0	-
4 CHADWICK/16 SOUTH LINN/11 GARRISON/25 SENECA				
Normal	570	84	84	100.000%
Absentee	570	0	0	-
12 OLDFIELD/18 LEAD HILL				
Normal	429	48	48	100.000%
Absentee	429	0	0	-
ABSENTEE				
Normal	0	0	0	-
Absentee	0	9	9	100.000%
Total	1017	133	133	100.000%
Absentee	1017	9	9	100.000%
Total	1017	142	142	100.000%

*[Handwritten signatures]*  
 Tom Runney  
 Carol Counts

Statement of Votes Cast  
 GENERAL MUNICIPAL ELECTION  
 CHRISTIAN COUNTY, MISSOURI  
 TUESDAY, APRIL 5, 2022  
 ELECTION RESULTS  
 OFFICIAL

Date: 4/8/2022  
 Time: 12:04:38 PM CDT  
 Page 11/59

CLEAVER R-V BOARD MEMBER

Jurisdiction Wide	Reg. Voters	Total Votes	JARED R. KING		SAMANTHA MENDELHALL		SARAH CHRISTINA CAMP		KENDALL AUSTIN HEDGPETH		JARED MONGER	
			Count	Percentage	Count	Percentage	Count	Percentage	Count	Percentage	Count	Percentage
13 LINCOLN 1	2331	416	97	23.32%	41	9.86%	132	31.73%	49	11.79%	97	23.32%
Normal	2331	0	0	-	0	-	0	-	0	-	0	-
Absentee												
20 POLK	241	66	16	24.24%	8	12.12%	21	31.82%	7	10.61%	14	21.21%
Normal	241	0	0	-	0	-	0	-	0	-	0	-
Absentee												
28 ROSEDALE 2	14	2	1	50.00%	1	50.00%	0	0	0	0	0	0
Normal	14	0	0	-	0	-	0	-	0	-	0	-
Absentee												
31 UNION CHAPEL 2B	24	2	0	-	0	-	0	-	1	50.00%	1	50.00%
Normal	24	0	0	-	0	-	0	-	0	-	0	-
Absentee												
33 LINCOLN 2	1316	200	45	22.50%	19	9.50%	66	33.00%	23	11.50%	47	23.50%
Normal	1316	0	0	-	0	-	0	-	0	-	0	-
Absentee												
ABSENTEE												
Normal	0	0	0	-	0	-	0	-	0	-	0	-
Absentee	0	23	6	26.09%	4	17.39%	7	30.43%	2	8.70%	4	17.39%
Total												
Normal	3926	686	159	23.18%	69	10.06%	219	31.92%	80	11.66%	159	23.18%
Absentee	3926	23	6	26.09%	4	17.39%	7	30.43%	2	8.70%	4	17.39%
Total	3926	709	165	23.27%	73	10.30%	226	31.88%	82	11.57%	163	22.99%

*[Handwritten signatures]*  
 Steve Swannell  
 Carol Emrich

*[Handwritten signature]*  
 Stephen Corbham

Statement of Votes Cast  
 GENERAL MUNICIPAL ELECTION  
 CHRISTIAN COUNTY, MISSOURI  
 TUESDAY, APRIL 5, 2022  
 ELECTION RESULTS  
 OFFICIAL

Date: 4/8/2022  
 Time: 12:04:38 PM CDT  
 Page 12/59

LOGAN-ROGERSVILLE R-VIII SCHOOL BOARD MEMBER

Jurisdiction Wide	Reg. Voters	Total Votes	JULIE ANN GIPSON	JUSTIN COYAN	WHITNEY WILLIAMS
1 E. BENTON/3 BRUNER					
Normal	110	9	5 55.56%	3 33.33%	1 11.11%
Absentee	110	0	0 -	0 -	0 -
2 W. BENTON/14 LINDEN					
Normal	1205	356	123 34.55%	129 36.24%	104 29.21%
Absentee	1205	0	0 -	0 -	0 -
5 RIVERSIDE 1					
Normal	51	4	2 50.00%	1 25.00%	1 25.00%
Absentee	51	0	0 -	0 -	0 -
ABSENTEE					
Normal	0	0	0 -	0 -	0 -
Absentee	0	4	1 25.00%	2 50.00%	1 25.00%
Total					
Normal	1366	369	130 35.23%	133 36.04%	106 28.73%
Absentee	1366	4	1 25.00%	2 50.00%	1 25.00%
Total	1366	373	131 35.12%	135 36.19%	107 28.69%

*[Handwritten signatures]*  
 Mrs. Bruce  
 Steve Bruce  
 Steve Bruce

Statement of Votes Cast  
 GENERAL MUNICIPAL ELECTION  
 CHRISTIAN COUNTY, MISSOURI  
 TUESDAY, APRIL 5, 2022  
 ELECTION RESULTS  
 OFFICIAL

Date: 4/8/2022  
 Time: 12:04:38 PM CDT  
 Page 13/59

LOGAN-ROGERSVILLE R-VIII SCHOOL DIST  
 BOND QUESTION

Jurisdiction Wide	Reg. Voters	Total Votes	YES		NO	
			Count	Percentage	Count	Percentage
1 E. BENTON/3 BRUNER						
Normal	110	5	1	20.00%	4	80.00%
Absentee	110	0	0	-	0	-
2 W. BENTON/14 LINDEN						
Normal	1205	199	142	71.36%	57	28.64%
Absentee	1205	0	0	-	0	-
5 RIVERSIDE 1						
Normal	51	2	1	50.00%	1	50.00%
Absentee	51	0	0	-	0	-
ABSENTEE						
Normal	0	0	0	-	0	-
Absentee	0	3	1	33.33%	2	66.67%
Total	1366	206	144	69.90%	62	30.10%
Absentee	1366	3	1	33.33%	2	66.67%
Total	1366	209	145	69.38%	64	30.62%

*[Handwritten Signature]*  
*[Handwritten Signature]*  
*[Handwritten Signature]*

*[Handwritten Signature]*  
*[Handwritten Signature]*

Statement of Votes Cast  
 GENERAL MUNICIPAL ELECTION  
 CHRISTIAN COUNTY, MISSOURI  
 TUESDAY, APRIL 5, 2022  
 ELECTION RESULTS  
 OFFICIAL

Date: 4/8/2022  
 Time: 12:04:38 PM CDT  
 Page 14/59

NIXA PUBLIC SCHOOL BOARD MEMBER

Jurisdiction Wide	Reg. Voters	Total Votes	GLENN R SCOTT	MIKE COPELAND	BRIDGET BIDINGER	MICHAEL MILLER
6 CASSIDY 1 Normal	15	0	0	0	0	0
Absentee	15	0	0	0	0	0
9 NORTH GALLOWAY Normal	117	15	3 20.00%	4 26.67%	5 33.33%	3 20.00%
Absentee	117	0	0	0	0	0
13 LINCOLN 1 Normal	1	0	0	0	0	0
Absentee	1	0	0	0	0	0
19 UNION CHAPEL 1B Normal	1063	171	35 20.47%	41 23.98%	57 33.33%	38 22.22%
Absentee	1063	0	0	0	0	0
21 UNION CHAPEL 1A Normal	1862	558	162 29.03%	155 27.78%	131 23.48%	110 19.71%
Absentee	1862	0	0	0	0	0
22 ROSEDALE 1A Normal	2303	537	125 23.28%	127 23.65%	156 29.05%	129 24.02%
Absentee	2303	0	0	0	0	0
23 GARDEN GROVE Normal	2249	456	112 24.55%	109 23.90%	135 29.61%	100 21.93%
Absentee	2249	0	0	0	0	0
24 NORTHVIEW A Normal	2451	502	128 25.50%	129 25.70%	135 26.89%	110 21.91%
Absentee	2451	0	0	0	0	0
27 UNION CHAPEL 2A Normal	2177	438	111 25.34%	114 26.03%	118 26.94%	95 21.69%
Absentee	2177	0	0	0	0	0
28 ROSEDALE 2 Normal	1924	494	110 22.27%	114 23.08%	156 31.58%	114 23.08%
Absentee	1924	0	0	0	0	0
29 NORTHVIEW B Normal	2253	499	108 21.64%	124 24.85%	154 30.86%	113 22.65%
Absentee	2253	0	0	0	0	0
30 ROSEDALE 1B Normal	2021	381	92 24.15%	103 27.03%	101 26.51%	85 22.31%
Absentee	2021	0	0	0	0	0

*[Handwritten signature]*

*[Handwritten signature]*


*[Handwritten signature]*

Statement of Votes Cast  
 GENERAL MUNICIPAL ELECTION  
 CHRISTIAN COUNTY, MISSOURI  
 TUESDAY, APRIL 5, 2022  
 ELECTION RESULTS  
 OFFICIAL

Date: 4/8/2022  
 Time: 12:04:38 PM CDT  
 Page 15/59

NIXA PUBLIC SCHOOL BOARD MEMBER

	Reg. Voters	Total Votes	GLENN R SCOTT	MIKE COPELAND	BRIDGET BIDINGER	MICHAEL MILLER
31 UNION CHAPEL 2B						
Normal	1004	271	71	28.41%	77	28.41%
Absentee	1004	0	0	-	0	0
32 CASSIDY 2						
Normal	173	34	5	14.71%	10	29.41%
Absentee	173	0	0	-	0	0
34 W. FINLEY 2						
Normal	175	41	3	7.32%	8	19.51%
Absentee	175	0	0	-	0	0
35 NORTHVIEW C						
Normal	1546	340	98	28.82%	91	26.76%
Absentee	1546	0	0	-	0	0
ABSENTEE						
Normal	0	0	0	-	0	0
Absentee	0	311	76	24.44%	88	28.30%
Total	21334	4737	1163	24.55%	1206	25.46%
Absentee	21334	311	76	24.44%	88	28.30%
Total	21334	5048	1239	24.54%	1294	25.63%

*For*  
  
 John Carver  
 Clerk

Statement of Votes Cast  
 GENERAL MUNICIPAL ELECTION  
 CHRISTIAN COUNTY, MISSOURI  
 TUESDAY, APRIL 5, 2022  
 ELECTION RESULTS  
 OFFICIAL

Date: 4/8/2022  
 Time: 12:04:38 PM CDT  
 Page 16/59

OZARK R-VI SCHOOL BOARD MEMBER

Jurisdiction Wide	Reg. Voters	Total Votes	SARAH ADAMS ORR	ANDREW HEDGPETH	RANDY TAYLOR	MARK A JENKINS
2 W. BENTON/14 LINDEN						
Normal	476	154	42	27.27%	37	24.03%
Absentee	476	0	0	-	0	0
5 RIVERSIDE 1						
Normal	5264	1467	416	28.36%	310	21.13%
Absentee	5264	0	0	-	0	0
6 CASSIDY 1						
Normal	2538	553	147	26.58%	101	18.26%
Absentee	2538	0	0	-	0	0
7 W. FINLEY 1						
Normal	1575	324	112	34.57%	44	13.58%
Absentee	1575	0	0	-	0	0
8 EAST FINLEY						
Normal	4210	1067	343	32.15%	205	19.21%
Absentee	4210	0	0	-	0	0
9 NORTH GALLOWAY						
Normal	740	180	38	21.11%	19	10.56%
Absentee	740	0	0	-	0	0
15 NORTH LINN						
Normal	734	279	79	28.32%	46	16.49%
Absentee	734	0	0	-	0	0
17 MCCRACKEN						
Normal	1353	443	116	26.19%	93	20.99%
Absentee	1353	0	0	-	0	0
29 NORTHVIEW B						
Normal	6	0	0	-	0	0
Absentee	6	0	0	-	0	0
32 CASSIDY 2						
Normal	3214	861	221	25.67%	132	15.33%
Absentee	3214	0	0	-	0	0
34 W. FINLEY 2						
Normal	1361	293	85	29.01%	48	16.38%
Absentee	1361	0	0	-	0	0
ABSENTEE						
Normal	0	0	0	-	0	0
Absentee	0	343	112	32.65%	74	21.57%
Total	21471	5621	1599	28.45%	1035	18.41%
Normal	21471	343	112	32.65%	74	21.57%
Absentee	21471	5964	1711	28.69%	1109	18.59%
Total	21471	5964	1711	28.69%	1109	18.59%

*[Handwritten signatures]*

*[Handwritten signature]*

*[Handwritten signature]*

*[Handwritten signature]*



Statement of Votes Cast  
 GENERAL MUNICIPAL ELECTION  
 CHRISTIAN COUNTY, MISSOURI  
 TUESDAY, APRIL 5, 2022  
 ELECTION RESULTS  
 OFFICIAL

Date: 4/8/2022  
 Time: 12:04:38 PM CDT  
 Page 17/59

OZARK R-VI SCHOOL DIST QUESTION #1

Jurisdiction Wide	Reg. Voters	Total	YES		NO	
			Votes			
2 W. BENTON/14 LINDEN	476	79	39	49.37%	40	50.63%
Normal	476	0	0	-	0	-
Absentee						
5 RIVERSIDE 1	5264	823	565	68.55%	258	31.35%
Normal	5264	0	0	-	0	-
Absentee						
6 CASSIDY 1	2538	314	211	67.20%	103	32.80%
Normal	2538	0	0	-	0	-
Absentee						
7 W. FINLEY 1	1575	189	116	61.38%	73	38.62%
Normal	1575	0	0	-	0	-
Absentee						
8 EAST FINLEY	4210	615	384	62.44%	231	37.56%
Normal	4210	0	0	-	0	-
Absentee						
9 NORTH GALLOWAY	740	101	57	56.44%	44	43.56%
Normal	740	0	0	-	0	-
Absentee						
15 NORTH LINN	734	164	83	50.61%	81	49.39%
Normal	734	0	0	-	0	-
Absentee						
17 MCCrackEN	1353	246	161	65.45%	85	34.55%
Normal	1353	0	0	-	0	-
Absentee						
29 NORTHVIEW B	6	0	0	-	0	-
Normal	6	0	0	-	0	-
Absentee						
32 CASSIDY 2	3214	487	331	67.97%	156	32.03%
Normal	3214	0	0	-	0	-
Absentee						
34 W. FINLEY 2	1361	161	95	59.01%	66	40.99%
Normal	1361	0	0	-	0	-
Absentee						
ABSENTEE	0	0	0	-	0	-
Normal	0	199	123	61.81%	76	38.19%
Absentee						
Total	21471	3179	2042	64.23%	1137	35.77%
Normal	21471	199	123	61.81%	76	38.19%
Absentee						
Total	21471	3378	2165	64.09%	1213	35.91%

OZARK R-VI SCHOOL DIST QUESTION #2

Jurisdiction Wide	Reg. Voters	Total Votes	YES		NO	
			Count	Percentage	Count	Percentage
2 W. BENTON/14 LINDEN						
Normal	476	79	36	45.57%	43	54.43%
Absentee	476	0	0	-	0	-
5 RIVERSIDE 1						
Normal	5264	828	516	62.32%	312	37.68%
Absentee	5264	0	0	-	0	-
6 CASSIDY 1						
Normal	2538	314	180	57.32%	134	42.68%
Absentee	2538	0	0	-	0	-
7 W. FINLEY 1						
Normal	1575	189	103	54.50%	86	45.50%
Absentee	1575	0	0	-	0	-
8 EAST FINLEY						
Normal	4210	613	335	54.65%	278	45.35%
Absentee	4210	0	0	-	0	-
9 NORTH GALLOWAY						
Normal	740	100	45	45.00%	55	55.00%
Absentee	740	0	0	-	0	-
15 NORTH LINN						
Normal	734	164	65	39.63%	99	60.37%
Absentee	734	0	0	-	0	-
17 MCCRACKEN						
Normal	1353	247	143	57.89%	104	42.11%
Absentee	1353	0	0	-	0	-
29 NORTHVIEW B						
Normal	6	0	0	-	0	-
Absentee	6	0	0	-	0	-
32 CASSIDY 2						
Normal	3214	489	285	58.28%	204	41.72%
Absentee	3214	0	0	-	0	-
34 W. FINLEY 2						
Normal	1361	162	81	50.00%	81	50.00%
Absentee	1361	0	0	-	0	-
ABSENTEE						
Normal	0	0	0	-	0	-
Absentee	0	200	111	55.50%	89	44.50%
Total	21471	3185	1789	56.17%	1396	43.83%
Normal	21471	200	111	55.50%	89	44.50%
Absentee						
Total	21471	3385	1900	56.13%	1485	43.87%


*[Handwritten Signature]*  
*[Handwritten Signature]*  
*[Handwritten Signature]*  
*[Handwritten Signature]*

Statement of Votes Cast  
 GENERAL MUNICIPAL ELECTION  
 CHRISTIAN COUNTY, MISSOURI  
 TUESDAY, APRIL 5, 2022  
 ELECTION RESULTS  
 OFFICIAL

Date: 4/8/2022  
 Time: 12:04:38 PM CDT  
 Page 19/59

REPUBLIC R-III SCHOOL DIST. DIRECTOR

Jurisdiction Wide	Reg. Voters	Total Votes	REGGIE GEORGE		TRAVIS EDWARDS		ROBIN DAVIDSON		DAVE DANIEL	
			Count	Percentage	Count	Percentage	Count	Percentage	Count	Percentage
20 POLK										
Normal	128	14	4	28.57%	5	35.71%	2	14.29%	3	21.43%
Absentee	128	0	0	-	0	-	0	-	0	-
31 UNION CHAPEL 2B										
Normal	163	16	5	31.25%	5	31.25%	4	25.00%	2	12.50%
Absentee	163	0	0	-	0	-	0	-	0	-
33 LINCOLN 2										
Normal	226	45	13	28.89%	20	44.44%	7	15.56%	5	11.11%
Absentee	226	0	0	-	0	-	0	-	0	-
ABSENTEE										
Normal	0	0	0	-	0	-	0	-	0	-
Absentee	0	2	0	-	0	-	1	50.00%	1	50.00%
Total	517	75	22	29.33%	30	40.00%	13	17.33%	10	13.33%
Absentee	517	2	0	-	0	-	1	50.00%	1	50.00%
Total	517	77	22	28.57%	30	38.96%	14	18.18%	11	14.29%

  
 Steve Runney  
 Steve Runney School Board

Statement of Votes Cast  
 GENERAL MUNICIPAL ELECTION  
 CHRISTIAN COUNTY, MISSOURI  
 TUESDAY, APRIL 5, 2022  
 ELECTION RESULTS  
 OFFICIAL

Date: 4/8/2022  
 Time: 12:04:38 PM CDT  
 Page 20/59

SPARTA R-III SCHOOL BOARD MEMBER, 3 YR TERM

Jurisdiction Wide	Reg. Voters	Total	BLAKE LEYLAND		JASON ALBERT LOVELAND		DENNIS G. LILLY	
			Votes	Percentage	Votes	Percentage	Votes	Percentage
1 E. BENTON/3 BRUNER	628	92	29	31.52%	37	40.22%	26	28.26%
Normal	628	0	0	-	0	-	0	-
Absentee								
2 W. BENTON/14 LINDEN	122	18	8	44.44%	7	38.89%	3	16.67%
Normal	122	0	0	-	0	-	0	-
Absentee								
12 OLDFIELD/18 LEAD HILL	26	0	0	-	0	-	0	-
Normal	26	0	0	-	0	-	0	-
Absentee								
15 NORTH LINN	1	0	0	-	0	-	0	-
Normal	1	0	0	-	0	-	0	-
Absentee								
17 MCCrackEN	410	39	13	33.33%	14	35.90%	12	30.77%
Normal	410	0	0	-	0	-	0	-
Absentee								
26 SPARTA	1684	300	106	35.33%	93	31.00%	101	33.67%
Normal	1684	0	0	-	0	-	0	-
Absentee								
ABSENTEE	0	0	0	-	0	-	0	-
Normal	0	15	6	40.00%	3	20.00%	6	40.00%
Absentee								
Total	2871	449	156	34.74%	151	33.63%	142	31.63%
Normal	2871	15	6	40.00%	3	20.00%	6	40.00%
Absentee								
Total	2871	464	162	34.91%	154	33.19%	148	31.90%

*[Handwritten Signature]*

*Jan Roney Ball Smith*

Statement of Votes Cast  
 GENERAL MUNICIPAL ELECTION  
 CHRISTIAN COUNTY, MISSOURI  
 TUESDAY, APRIL 5, 2022  
 ELECTION RESULTS  
 OFFICIAL

Date: 4/8/2022  
 Time: 12:04:38 PM CDT  
 Page 21/59

SPOKANE R-VII SCHOOL BOARD MEMBER,  
 3 YR TERM

Jurisdiction Wide	Reg. Voters	Total Votes	EMILY CHRISTENSO	
			TOBY ESSICK	N
9 NORTH GALLOWAY	1933	313	159	50.80%
Normal	1933	0	0	-
Absentee	1933	0	0	-
10 SOUTH GALLOWAY	1604	393	191	48.60%
Normal	1604	0	0	-
Absentee	1604	0	0	-
15 NORTH LINN	9	0	0	-
Normal	9	0	0	-
Absentee	9	0	0	-
ABSENTEE	0	0	0	-
Normal	0	55	29	52.73%
Absentee	0	55	29	52.73%
Total	3546	706	350	49.58%
Normal	3546	55	29	52.73%
Absentee	3546	55	29	52.73%
Total	3546	761	379	49.80%
Normal	3546	55	29	52.73%
Absentee	3546	55	29	52.73%
Total	3546	761	379	49.80%
Normal	3546	55	29	52.73%
Absentee	3546	55	29	52.73%
Total	3546	761	379	49.80%

*[Handwritten signatures]*

*Don Runney*      *Carol E. Runney*

Statement of Votes Cast  
 GENERAL MUNICIPAL ELECTION  
 CHRISTIAN COUNTY, MISSOURI  
 TUESDAY, APRIL 5, 2022  
 ELECTION RESULTS  
 OFFICIAL

Date: 4/8/2022  
 Time: 12:04:38 PM CDT  
 Page 22/59

SPOKANE R-VII SCHOOL DIST PROP O

Jurisdiction Wide	Reg. Voters	Total Votes	YES		NO	
			Count	Percentage	Count	Percentage
9 NORTH GALLOWAY						
Normal	1933	198	145	73.23%	53	26.77%
Absentee	1933	0	0	-	0	-
10 SOUTH GALLOWAY						
Normal	1604	281	179	63.70%	102	36.30%
Absentee	1604	0	0	-	0	-
15 NORTH LINN						
Normal	9	0	0	-	0	-
Absentee	9	0	0	-	0	-
ABSENTEE						
Normal	0	0	0	-	0	-
Absentee	0	37	28	75.68%	9	24.32%
Total						
Normal	3546	479	324	67.64%	155	32.36%
Absentee	3546	37	28	75.68%	9	24.32%
Total	3546	516	352	68.22%	164	31.78%

*Tom [Signature]*  
*John [Signature]*  
*Carl [Signature]*

Statement of Votes Cast  
 GENERAL MUNICIPAL ELECTION  
 CHRISTIAN COUNTY, MISSOURI  
 TUESDAY, APRIL 5, 2022  
 ELECTION RESULTS  
 OFFICIAL

Date: 4/8/2022  
 Time: 12:04:38 PM CDT  
 Page 23/59

NIXA FIRE DIST. BOARD MEMBER 6 YEAR

Jurisdiction Wide	Reg. Voters	Total Votes	STEPHEN RANDOLPH		LARRY ALLEN LAFORGE	
			Count	Percentage	Count	Percentage
19 UNION CHAPEL 1B Normal	1063	114	63	55.26%	51	44.74%
Absentee	1063	0	0	-	0	-
21 UNION CHAPEL 1A Normal	1862	389	206	52.96%	183	47.04%
Absentee	1862	0	0	-	0	-
22 ROSEDALE 1A Normal	2303	376	188	50.00%	188	50.00%
Absentee	2303	0	0	-	0	-
23 GARDEN GROVE Normal	2249	309	155	50.16%	154	49.84%
Absentee	2249	0	0	-	0	-
24 NORTHVIEW A Normal	2451	357	181	50.70%	176	49.30%
Absentee	2451	0	0	-	0	-
27 UNION CHAPEL 2A Normal	2177	283	148	52.30%	135	47.70%
Absentee	2177	0	0	-	0	-
28 ROSEDALE 2 Normal	1938	313	157	50.16%	156	49.84%
Absentee	1938	0	0	-	0	-
29 NORTHVIEW B Normal	2259	332	168	50.60%	164	49.40%
Absentee	2259	0	0	-	0	-
30 ROSEDALE 1B Normal	2021	268	135	50.37%	133	49.63%
Absentee	2021	0	0	-	0	-
31 UNION CHAPEL 2B Normal	1191	175	88	50.29%	87	49.71%
Absentee	1191	0	0	-	0	-
35 NORTHVIEW C Normal	1546	229	116	50.66%	113	49.34%
Absentee	1546	0	0	-	0	-
ABSENTEE Normal	0	0	0	-	0	-
ABSENTEE Absentee	0	259	132	50.97%	127	49.03%
Total Normal	21060	3145	1605	51.03%	1540	48.97%
Absentee	21060	259	132	50.97%	127	49.03%
Total	21060	3404	1737	51.03%	1667	48.97%

*[Handwritten signatures]*

*Steve Russell*

*Paul Caswell*

Statement of Votes Cast  
 GENERAL MUNICIPAL ELECTION  
 CHRISTIAN COUNTY, MISSOURI  
 TUESDAY, APRIL 5, 2022  
 ELECTION RESULTS  
 OFFICIAL

Date: 4/8/2022  
 Time: 12:04:38 PM CDT  
 Page 24/59

NIXA FIRE DIST. BOARD  
 MEMBER 4 YEAR

Jurisdiction Wide	Reg. Voters	Total	
		Voters	Votes
19 UNION CHAPEL 1B Normal	1063	0	-
Absentee	1063	0	-
21 UNION CHAPEL 1A Normal	1862	0	-
Absentee	1862	0	-
22 ROSEDALE 1A Normal	2303	0	-
Absentee	2303	0	-
23 GARDEN GROVE Normal	2249	0	-
Absentee	2249	0	-
24 NORTHVIEW A Normal	2451	0	-
Absentee	2451	0	-
27 UNION CHAPEL 2A Normal	2177	0	-
Absentee	2177	0	-
28 ROSEDALE 2 Normal	1938	0	-
Absentee	1938	0	-
29 NORTHVIEW B Normal	2259	0	-
Absentee	2259	0	-
30 ROSEDALE 1B Normal	2021	0	-
Absentee	2021	0	-
31 UNION CHAPEL 2B Normal	1191	0	-
Absentee	1191	0	-
35 NORTHVIEW C Normal	1546	0	-
Absentee	1546	0	-
ABSENTEE Normal	0	0	-
Absentee	0	0	-
Total	21060	0	-
Normal	21060	0	-
Absentee	21060	0	-
Total	21060	0	-

*[Handwritten Signature]*

*[Handwritten Signature]*

*[Handwritten Signature]*

*[Handwritten Signature]*



Statement of Votes Cast  
 GENERAL MUNICIPAL ELECTION  
 CHRISTIAN COUNTY, MISSOURI  
 TUESDAY, APRIL 5, 2022  
 ELECTION RESULTS  
 OFFICIAL

Date: 4/8/2022  
 Time: 12:04:38 PM CDT  
 Page 25/59

NIXA FIRE DIST. BOARD  
 MEMBER 2 YEAR

Jurisdiction Wide	Reg. Voters	Total		SUMMER LAMP	
		Voters	Votes		
19 UNION CHAPEL 1B Normal	1063	60	60	100.00%	-
Absentee	1063	0	0	-	-
21 UNION CHAPEL 1A Normal	1862	197	197	100.00%	-
Absentee	1862	0	0	-	-
22 ROSEDALE 1A Normal	2303	196	196	100.00%	-
Absentee	2303	0	0	-	-
23 GARDEN GROVE Normal	2249	163	163	100.00%	-
Absentee	2249	0	0	-	-
24 NORTHVIEW A Normal	2451	178	178	100.00%	-
Absentee	2451	0	0	-	-
27 UNION CHAPEL 2A Normal	2177	146	146	100.00%	-
Absentee	2177	0	0	-	-
28 ROSEDALE 2 Normal	1938	176	176	100.00%	-
Absentee	1938	0	0	-	-
29 NORTHVIEW B Normal	2259	172	172	100.00%	-
Absentee	2259	0	0	-	-
30 ROSEDALE 1B Normal	2021	138	138	100.00%	-
Absentee	2021	0	0	-	-
31 UNION CHAPEL 2B Normal	1191	93	93	100.00%	-
Absentee	1191	0	0	-	-
35 NORTHVIEW C Normal	1546	119	119	100.00%	-
Absentee	1546	0	0	-	-
ABSENTEE Normal	0	0	0	-	-
Absentee	0	124	124	100.00%	-
Total Normal	21060	1638	1638	100.00%	-
Absentee	21060	124	124	100.00%	-
Total	21060	1762	1762	100.00%	-

*[Handwritten signatures]*

Statement of Votes Cast  
 GENERAL MUNICIPAL ELECTION  
 CHRISTIAN COUNTY, MISSOURI  
 TUESDAY, APRIL 5, 2022  
 ELECTION RESULTS  
 OFFICIAL

Date: 4/8/2022  
 Time: 12:04:38 PM CDT  
 Page 26/59

NIXA FIRE PROTECTION DISTRICT  
 QUESTION

Jurisdiction Wide	Reg. Voters	Total Votes	YES		NO	
			Count	Percentage	Count	Percentage
19 UNION CHAPEL 1B Normal	1063	83	64	77.11%	19	22.89%
Absentee	1063	0	0	-	0	-
21 UNION CHAPEL 1A Normal	1862	267	204	76.40%	63	23.60%
Absentee	1862	0	0	-	0	-
22 ROSEDALE 1A Normal	2303	273	199	72.89%	74	27.11%
Absentee	2303	0	0	-	0	-
23 GARDEN GROVE Normal	2249	226	171	75.66%	55	24.34%
Absentee	2249	0	0	-	0	-
24 NORTHVIEW A Normal	2451	249	201	80.72%	48	19.28%
Absentee	2451	0	0	-	0	-
27 UNION CHAPEL 2A Normal	2177	206	160	77.67%	46	22.33%
Absentee	2177	0	0	-	0	-
28 ROSEDALE 2 Normal	1938	240	168	70.00%	72	30.00%
Absentee	1938	0	0	-	0	-
29 NORTHVIEW B Normal	2259	243	191	78.50%	52	21.40%
Absentee	2259	0	0	-	0	-
30 ROSEDALE 1B Normal	2021	187	140	74.87%	47	25.13%
Absentee	2021	0	0	-	0	-
31 UNION CHAPEL 2B Normal	1191	139	96	69.06%	43	30.94%
Absentee	1191	0	0	-	0	-
35 NORTHVIEW C Normal	1546	166	126	75.90%	40	24.10%
Absentee	1546	0	0	-	0	-
ABSENTEE Normal	0	0	0	-	0	-
Absentee	0	162	133	82.10%	29	17.90%
Total	21060	2279	1720	75.47%	559	24.53%
Normal	21060	162	133	82.10%	29	17.90%
Absentee	21060	2441	1853	75.91%	588	24.09%

*[Handwritten signatures]*

Statement of Votes Cast  
 GENERAL MUNICIPAL ELECTION  
 CHRISTIAN COUNTY, MISSOURI  
 TUESDAY, APRIL 5, 2022  
 ELECTION RESULTS  
 OFFICIAL

Date: 4/8/2022  
 Time: 12:04:38 PM CDT  
 Page 27/59

CLEVER FIRE DIST. BOARD  
 MEMBER, 6 YR TERM

Jurisdiction Wide	Reg. Voters	Total		ROBERT LEE
		Voters	Votes	
13 LINCOLN 1	2332	188	188	100.00%
Normal	2332	0	0	-
Absentee	2332	0	0	-
20 POLK	214	16	16	100.00%
Normal	214	0	0	-
Absentee	214	0	0	-
33 LINCOLN 2	1321	86	86	100.00%
Normal	1321	0	0	-
Absentee	1321	0	0	-
ABSENTEE	0	0	0	-
Normal	0	10	10	100.00%
Absentee	0	0	0	-
Total	3867	290	290	100.00%
Normal	3867	10	10	100.00%
Absentee	3867	10	10	100.00%
Total	3867	300	300	100.00%




*Don Burdett*

*Carol Edmund*

Statement of Votes Cast  
 GENERAL MUNICIPAL ELECTION  
 CHRISTIAN COUNTY, MISSOURI  
 TUESDAY, APRIL 5, 2022  
 ELECTION RESULTS  
 OFFICIAL

Date: 4/8/2022  
 Time: 12:04:38 PM CDT  
 Page 28/59

CLEVER FIRE DIST. BOARD  
 MEMBER, 4 YR TERM

Jurisdiction Wide	Reg. Voters	Total Votes	
		Normal	Absentee
13 LINCORN 1	2332	0	-
Normal	2332	0	-
Absentee			
20 POLK	214	0	-
Normal	214	0	-
Absentee			
33 LINCORN 2	1321	0	-
Normal	1321	0	-
Absentee			
ABSENTEE			
Normal	0	0	-
Absentee	0	0	-
Total	3867	0	-
Normal	3867	0	-
Absentee			
Total	3867	0	-

*[Handwritten signatures]*  
 For *[Signature]* *[Signature]*  
 For *[Signature]* *[Signature]*

Statement of Votes Cast  
 GENERAL MUNICIPAL ELECTION  
 CHRISTIAN COUNTY, MISSOURI  
 TUESDAY, APRIL 5, 2022  
 ELECTION RESULTS  
 OFFICIAL

Date: 4/8/2022  
 Time: 12:04:38 PM CDT  
 Page 29/59

CLEVER FIRE DIST. BOARD  
 MEMBER, 2 YR TERM

Jurisdiction Wide	Reg. Voters	Total		SEAN DEVINE
		Voters	Votes	
13 LINCOLN 1				
Normal	2332	167	167	100.000%
Absentee	2332	0	0	-
20 POLK				
Normal	214	14	14	100.000%
Absentee	214	0	0	-
33 LINCOLN 2				
Normal	1321	76	76	100.000%
Absentee	1321	0	0	-
ABSENTEE				
Normal	0	0	0	-
Absentee	0	11	11	100.000%
Total	3867	257	257	100.000%
Absentee	3867	11	11	100.000%
Total	3867	268	268	100.000%

*For [Signature]*  
*Sean Bennett*  
*Paula Cassels*

Statement of Votes Cast  
 GENERAL MUNICIPAL ELECTION  
 CHRISTIAN COUNTY, MISSOURI  
 TUESDAY, APRIL 5, 2022  
 ELECTION RESULTS  
 OFFICIAL

Date: 4/8/2022  
 Time: 12:04:38 PM CDT  
 Page 30/59

CHRISTIAN COUNTY  
 AMBULANCE DIST SUBDIST  
 1

Jurisdiction Wide	Reg. Voters	Total		CHARLENE SMITH	
		Voters	Votes		
6 CASSIDY 1 Normal	425	20	20	100.00%	
Absentee	425	0	0		
7 W. FINLEY 1 Normal	10	1	1	100.00%	
Absentee	10	0	0		
9 NORTH GALLOWAY Normal	2191	186	186	100.00%	
Absentee	2191	0	0		
10 SOUTH GALLOWAY Normal	1276	152	152	100.00%	
Absentee	1276	0	0		
22 ROSEDALE 1A Normal	418	43	43	100.00%	
Absentee	418	0	0		
23 GARDEN GROVE Normal	652	43	43	100.00%	
Absentee	652	0	0		
28 ROSEDALE 2 Normal	1565	166	166	100.00%	
Absentee	1565	0	0		
30 ROSEDALE 1B Normal	563	42	42	100.00%	
Absentee	563	0	0		
34 W. FINLEY 2 Normal	623	66	66	100.00%	
Absentee	623	0	0		
35 NORTHVIEW C Normal	1500	125	125	100.00%	
Absentee	1500	0	0		
ABSENTEE	0	0	0		
Normal	0	50	50	100.00%	
Absentee	0	0	0		
Total	9223	844	844	100.00%	
Absentee	9223	50	50	100.00%	
Total	9223	894	894	100.00%	

*[Handwritten Signature]*  
*[Handwritten Signature]*  
*[Handwritten Signature]*  
*[Handwritten Signature]*

Statement of Votes Cast  
 GENERAL MUNICIPAL ELECTION  
 CHRISTIAN COUNTY, MISSOURI  
 TUESDAY, APRIL 5, 2022  
 ELECTION RESULTS  
 OFFICIAL

Date: 4/8/2022  
 Time: 12:04:38 PM CDT  
 Page 31/59

CHRISTIAN COUNTY AMBULANCE DIST  
 SUBDIST 4

Jurisdiction Wide	Reg. Voters	Total Votes	BOB RUBINO		SHARON WHITEHILL	
			Votes	%	Votes	%
19 UNION CHAPEL 1B Normal	313	26	6	23.08%	20	76.92%
Absentee	313	0	0	-	0	-
21 UNION CHAPEL 1A Normal	1400	183	84	45.90%	99	54.10%
Absentee	1400	0	0	-	0	-
22 ROSEDALE 1A Normal	1885	186	71	38.17%	115	61.83%
Absentee	1885	0	0	-	0	-
27 UNION CHAPEL 2A Normal	1853	155	65	41.94%	90	58.06%
Absentee	1853	0	0	-	0	-
28 ROSEDALE 2 Normal	359	22	8	36.36%	14	63.64%
Absentee	359	0	0	-	0	-
30 ROSEDALE 1B Normal	1371	99	41	41.41%	58	58.59%
Absentee	1371	0	0	-	0	-
31 UNION CHAPEL 2B Normal	1025	107	38	35.51%	69	64.49%
Absentee	1025	0	0	-	0	-
ABSENTEE Normal	0	0	0	-	0	-
Absentee	0	46	15	32.61%	31	67.39%
Total	8206	778	313	40.23%	465	59.77%
Absentee	8206	46	15	32.61%	31	67.39%
Total	8206	824	328	39.81%	496	60.19%

*Tom Miller*  
*Donna Brubaker*  
*Donna Brubaker*  
*Paul E. Davis*

Statement of Votes Cast  
 GENERAL MUNICIPAL ELECTION  
 CHRISTIAN COUNTY, MISSOURI  
 TUESDAY, APRIL 5, 2022  
 ELECTION RESULTS  
 OFFICIAL

Date: 4/8/2022  
 Time: 12:04:38 PM CDT  
 Page 32/59

BILLINGS SPECIAL ROAD  
 DIST. BOARD MEMBER

Jurisdiction Wide	Reg. Voters	Total		CHARLES SOMMER
		Voters	Votes	
20 POLK				
Normal	2283	234	234	100.00%
Absentee	2283	0	0	-
33 LINCOLN 2				
Normal	454	28	28	100.00%
Absentee	454	0	0	-
ABSENTEE				
Normal	0	0	0	-
Absentee	0	16	16	100.00%
Total	2737	262	262	100.00%
Absentee	2737	16	16	100.00%
Total	2737	278	278	100.00%

*[Handwritten Signature]*  
*[Handwritten Signature]*  
 Don Leung Paul Beck



Statement of Votes Cast  
 GENERAL MUNICIPAL ELECTION  
 CHRISTIAN COUNTY, MISSOURI  
 TUESDAY, APRIL 5, 2022  
 ELECTION RESULTS  
 OFFICIAL

Date: 4/8/2022  
 Time: 12:04:38 PM CDT  
 Page 33/59

BILLINGS SPECIAL ROAD DIST LEVY

Jurisdiction Wide	Reg. Voters	Total		NO	
		Votes	YES	YES	NO
20 POLK					
Normal	2283	277	209	75.45%	68
Absentee	2283	0	0	-	0
33 LINCOLN 2					
Normal	454	34	12	35.29%	22
Absentee	454	0	0	-	0
ABSENTEE					
Normal	0	0	0	-	0
Absentee	0	17	10	58.82%	7
Total	2737	311	221	71.06%	90
Normal	2737	17	10	58.82%	7
Absentee	2737	17	10	58.82%	7
Total	2737	328	231	70.43%	97

*[Handwritten Signature]*

*[Handwritten Signature]*  
 Dan Rumsch  
 Carol Evers

Statement of Votes Cast  
 GENERAL MUNICIPAL ELECTION  
 CHRISTIAN COUNTY, MISSOURI  
 TUESDAY, APRIL 5, 2022  
 ELECTION RESULTS  
 OFFICIAL

Date: 4/8/2022  
 Time: 12:04:38 PM CDT  
 Page 34/59

OZARK SPECIAL ROAD  
 DIST. BOARD MEMBER

Jurisdiction	Reg. Voters	Total Votes	JERRY COUNTRYMAN	
			N	%
5 RIVERSIDE 1	5315	591	591	100.00%
Normal	5315	0	0	-
Absentee				
6 CASSIDY 1	2553	220	220	100.00%
Normal	2553	0	0	-
Absentee				
7 W. FINLEY 1	1575	136	136	100.00%
Normal	1575	0	0	-
Absentee				
8 EAST FINLEY	3525	352	352	100.00%
Normal	3525	0	0	-
Absentee				
17 MCCracken	421	56	56	100.00%
Normal	421	0	0	-
Absentee				
32 CASSIDY 2	3387	361	361	100.00%
Normal	3387	0	0	-
Absentee				
34 W. FINLEY 2	1318	93	93	100.00%
Normal	1318	0	0	-
Absentee				
ABSENTEE	0	0	0	-
Normal	0	130	130	100.00%
Absentee				
Total	18094	1809	1809	100.00%
Absentee	18094	130	130	100.00%
Total	18094	1939	1939	100.00%

*Carole Burt*

*[Signature]*

*Robyn Cochran*

*Don Rusey*

Statement of Votes Cast  
 GENERAL MUNICIPAL ELECTION  
 CHRISTIAN COUNTY, MISSOURI  
 TUESDAY, APRIL 5, 2022  
 ELECTION RESULTS  
 OFFICIAL

Date: 4/8/2022  
 Time: 12:04:38 PM CDT  
 Page 35/59

OZARK SPECIAL ROAD DISTRICT PROP

Jurisdiction Wide	Reg. Voters	Total	YES		NO	
			Votes			
5 RIVERSIDE 1	5315	790	472	59.75%	318	40.25%
Normal	5315	0	0	-	0	-
Absentee	0	0	0	-	0	-
6 CASSIDY 1	2553	282	157	55.67%	125	44.33%
Normal	2553	0	0	-	0	-
Absentee	0	0	0	-	0	-
7 W. FINLEY 1	1575	182	99	54.40%	83	45.60%
Normal	1575	0	0	-	0	-
Absentee	0	0	0	-	0	-
8 EAST FINLEY	3525	473	253	53.49%	220	46.51%
Normal	3525	0	0	-	0	-
Absentee	0	0	0	-	0	-
17 McCRACKEN	421	72	49	68.06%	23	31.94%
Normal	421	0	0	-	0	-
Absentee	0	0	0	-	0	-
32 CASSIDY 2	3387	489	223	45.60%	266	54.40%
Normal	3387	0	0	-	0	-
Absentee	0	0	0	-	0	-
34 W. FINLEY 2	1318	130	76	58.46%	54	41.54%
Normal	1318	0	0	-	0	-
Absentee	0	0	0	-	0	-
ABSENTEE	0	0	0	-	0	-
Normal	0	0	0	-	0	-
Absentee	0	158	97	61.39%	61	38.61%
Total	18094	2418	1329	54.96%	1089	45.04%
Absentee	18094	158	97	61.39%	61	38.61%
Total	18094	2576	1426	55.36%	1150	44.64%



*[Handwritten signatures]*  
 Dan Runney  
 Carol Ewert

Statement of Votes Cast  
 GENERAL MUNICIPAL ELECTION  
 CHRISTIAN COUNTY, MISSOURI  
 TUESDAY, APRIL 5, 2022  
 ELECTION RESULTS  
 OFFICIAL

Date: 4/8/2022  
 Time: 12:04:38 PM CDT  
 Page 36/59

BILLINGS MAYOR

Jurisdiction Wide 20 POLK	Reg.	Total	MICKEY J.	
	Voters	Votes	BROWN	
Normal	649	84	84	100.000%
Absentee	649	0	0	-
ABSENTEE				
Normal	0	0	0	-
Absentee	0	3	3	100.000%
Total	649	84	84	100.000%
Normal	649	3	3	100.000%
Absentee	649	87	87	100.000%
Total	649	87	87	100.000%

Statement of Votes Cast  
 GENERAL MUNICIPAL ELECTION  
 CHRISTIAN COUNTY, MISSOURI  
 TUESDAY, APRIL 5, 2022  
 ELECTION RESULTS  
 OFFICIAL

Date: 4/8/2022  
 Time: 12:04:38 PM CDT  
 Page 37/59

BILLINGS BOARD MEMBER,  
 WARD 1

Jurisdiction Wide	20 POLK	Reg. Voters	Total Votes		VINCENT R. CORNELLISSON	
			Normal	Absentee	Normal	Absentee
Normal	168	18	18	100.000%	0	-
Absentee	168	0	0	-	0	-
Normal	0	0	0	-	0	-
Absentee	0	0	0	-	0	-
Total	168	18	18	100.000%	0	-
Normal	168	0	0	-	0	-
Absentee	168	18	18	100.000%	0	-
Total	168	18	18	100.000%	0	-

*Paul Burnett*  
*Tom Bessie*  
*Paul Burnett*

Statement of Votes Cast  
 GENERAL MUNICIPAL ELECTION  
 CHRISTIAN COUNTY, MISSOURI  
 TUESDAY, APRIL 5, 2022  
 ELECTION RESULTS  
 OFFICIAL

Date: 4/8/2022  
 Time: 12:04:38 PM CDT  
 Page 38/59

BILLINGS BOARD MEMBER,  
 WARD II

Jurisdiction Wide	Reg. Voters	Total Votes	DAVID L. RAUCH	
			209	24
Normal	209	24	24	100.00%
Absentee	209	0	0	-
ABSENTEE	0	0	0	-
Normal	0	3	3	100.00%
Absentee	209	24	24	100.00%
Total	209	3	3	100.00%
Absentee	209	27	27	100.00%
Total	209	27	27	100.00%



*Robert Graham*

*Tom Luegg*

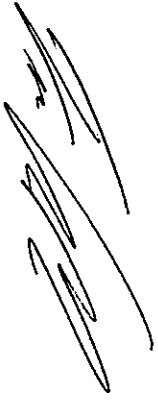

*Carl Smith*

Statement of Votes Cast  
 GENERAL MUNICIPAL ELECTION  
 CHRISTIAN COUNTY, MISSOURI  
 TUESDAY, APRIL 5, 2022  
 ELECTION RESULTS  
 OFFICIAL

Date: 4/8/2022  
 Time: 12:04:38 PM CDT  
 Page 39/59

BILLINGS BOARD MEMBER,  
 WARD III

Jurisdiction Wide	Reg. Voters	Total Votes	KENNETH B. CLOUD	
			20 POLK	Normal
Normal	272	39	39	100.00%
Absentee	272	0	0	-
ABSENTEE				
Normal	0	0	0	-
Absentee	0	1	1	100.00%
Total	272	39	39	100.00%
Absentee	272	1	1	100.00%
Total	272	40	40	100.00%



Statement of Votes Cast  
 GENERAL MUNICIPAL ELECTION  
 CHRISTIAN COUNTY, MISSOURI  
 TUESDAY, APRIL 5, 2022  
 ELECTION RESULTS  
 OFFICIAL

Date: 4/8/2022  
 Time: 12:04:38 PM CDT  
 Page 40/59

BILLINGS PROP 1 LOCAL USE TAX

Jurisdiction Wide	Reg. Voters	Total Votes	YES		NO	
			Count	Percentage	Count	Percentage
20 POLK						
Normal	649	103	71	68.93%	32	31.07%
Absentee	649	0	0	-	0	-
ABSENTEE						
Normal	0	0	0	-	0	-
Absentee	0	5	1	20.00%	4	80.00%
Total	649	103	71	68.93%	32	31.07%
Absentee	649	5	1	20.00%	4	80.00%
Total	649	108	72	66.67%	36	33.33%








Statement of Votes Cast  
 GENERAL MUNICIPAL ELECTION  
 CHRISTIAN COUNTY, MISSOURI  
 TUESDAY, APRIL 5, 2022  
 ELECTION RESULTS  
 OFFICIAL

Date: 4/8/2022  
 Time: 12:04:38 PM CDT  
 Page 41/59

CLEVER MAYOR

Jurisdiction Wide	Reg. Voters	Total Votes	SCOTT HACKWORTH	
13 LINCOLN 1				
Normal	724	55	55	100.00%
Absentee	724	0	0	-
20 POLK				
Normal	3	0	0	-
Absentee	3	0	0	-
33 LINCOLN 2				
Normal	912	62	62	100.00%
Absentee	912	0	0	-
ABSENTEE				
Normal	0	0	0	-
Absentee	0	2	2	100.00%
Total	1639	117	117	100.00%
Normal	1639	2	2	100.00%
Absentee	1639	119	119	100.00%
Total	1639	119	119	100.00%

*John Bremer*



*John Bremer*

Statement of Votes Cast  
 GENERAL MUNICIPAL ELECTION  
 CHRISTIAN COUNTY, MISSOURI  
 TUESDAY, APRIL 5, 2022  
 ELECTION RESULTS  
 OFFICIAL

Date: 4/8/2022  
 Time: 12:04:38 PM CDT  
 Page 42/59

CLEVER ALDERMAN, EAST  
 WARD

Jurisdiction Wide	Reg. Voters	Total Votes	CHRIS MCPHAIL	
			Normal	Absentee
13 LINCOLN 1	724	61	61	100.00%
Normal	724	0	0	-
Absentee	0	0	0	-
Absentee	0	2	2	100.00%
Total	724	61	61	100.00%
Normal	724	2	2	100.00%
Absentee	724	63	63	100.00%
Total	724	63	63	100.00%


Statement of Votes Cast  
 GENERAL MUNICIPAL ELECTION  
 CHRISTIAN COUNTY, MISSOURI  
 TUESDAY, APRIL 5, 2022  
 ELECTION RESULTS  
 OFFICIAL

Date: 4/8/2022  
 Time: 12:04:38 PM CDT  
 Page 43/59

CLEVER ALDERMAN, WEST  
 WARD

Jurisdiction Wide	Reg. Voters	Total		DALE MASEL
		Voters	Votes	
20 POLK				
Normal	3	0	0	-
Absentee	3	0	0	-
33 LINCOLN 2				
Normal	912	59	59	100.000%
Absentee	912	0	0	-
ABSENTEE				
Normal	0	0	0	-
Absentee	0	1	1	100.000%
Total	915	59	59	100.000%
Normal	915	1	1	100.000%
Absentee	915	1	1	100.000%
Total	915	60	60	100.000%

*[Handwritten Signature]*

*[Handwritten Signature]*  
 Dan Roney

*[Handwritten Signature]*  
 Paula Smith

Statement of Votes Cast  
 GENERAL MUNICIPAL ELECTION  
 CHRISTIAN COUNTY, MISSOURI  
 TUESDAY, APRIL 5, 2022  
 ELECTION RESULTS  
 OFFICIAL

Date: 4/8/2022  
 Time: 12:04:38 PM CDT  
 Page 44/59

FREMONT HILLS MAYOR

Jurisdiction Wide 32 CASSIDY 2	Reg. Voters	Total		LUKE DAVIS
		Votes	Votes	
Normal	879	184	184	100.000%
Absentee	879	0	0	-
ABSENTEE				
Normal	0	0	0	-
Absentee	0	11	11	100.000%
Total	879	184	184	100.000%
Normal	879	11	11	100.000%
Absentee	879	195	195	100.000%
Total	879	195	195	100.000%



*Stephi Graham*


*Ann Linn*  
*Carla Erick*

Statement of Votes Cast  
 GENERAL MUNICIPAL ELECTION  
 CHRISTIAN COUNTY, MISSOURI  
 TUESDAY, APRIL 5, 2022  
 ELECTION RESULTS  
 OFFICIAL

Date: 4/8/2022  
 Time: 12:04:38 PM CDT  
 Page 45/59

FREMONT HILLS ALDERMAN  
 WARD 1

Jurisdiction Wide	Reg.	Total	DAMON MILLS	
	Voters	Votes		
32 CASSIDY 2				
Normal	268	42	42	100.00%
Absentee	268	0	0	-
ABSENTEE				
Normal	0	0	0	-
Absentee	0	5	5	100.00%
Total	268	42	42	100.00%
Normal	268	5	5	100.00%
Absentee	268	47	47	100.00%
Total	268	47	47	100.00%





Statement of Votes Cast  
 GENERAL MUNICIPAL ELECTION  
 CHRISTIAN COUNTY, MISSOURI  
 TUESDAY, APRIL 5, 2022  
 ELECTION RESULTS  
 OFFICIAL

Date: 4/8/2022  
 Time: 12:04:38 PM CDT  
 Page 46/59

FREMONT HILLS ALDERMAN  
 WARD 2

Jurisdiction Wide	Reg. Voters	Total Votes	TALYIA LEEPER	
			Normal	Absentee
32 CASSIDY 2	325	67	67	100.000%
Normal	325	0	0	-
Absentee	0	0	0	-
ABSENTEE	0	1	1	100.000%
Normal	0	0	0	-
Absentee	0	1	1	100.000%
Total	325	67	67	100.000%
Normal	325	1	1	100.000%
Absentee	0	0	0	-
Total	325	68	68	100.000%

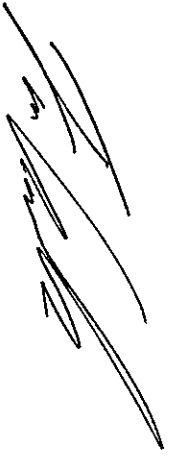





Statement of Votes Cast  
 GENERAL MUNICIPAL ELECTION  
 CHRISTIAN COUNTY, MISSOURI  
 TUESDAY, APRIL 5, 2022  
 ELECTION RESULTS  
 OFFICIAL

Date: 4/8/2022  
 Time: 12:04:38 PM CDT  
 Page 47/59

FREMONT HILLS ALDERMAN  
 WARD 3

Jurisdiction Wide	Reg. Voters	Total Votes	ALISA J. LOWRY	
			Normal	Absentee
32 CASSIDY 2				
Normal	286	72	72	100.00%
Absentee	286	0	0	-
ABSENTEE				
Normal	0	0	0	-
Absentee	0	4	4	100.00%
Total	286	72	72	100.00%
Normal	286	4	4	100.00%
Absentee	286	76	76	100.00%
Total	286	76	76	100.00%



Statement of Votes Cast  
 GENERAL MUNICIPAL ELECTION  
 CHRISTIAN COUNTY, MISSOURI  
 TUESDAY, APRIL 5, 2022  
 ELECTION RESULTS  
 OFFICIAL

Date: 4/8/2022  
 Time: 12:04:38 PM CDT  
 Page 48/59

HIGHLANDVILLE ALDERMAN WARD 1

Jurisdiction Wide	Reg. Voters	Total Votes	GENE DOVE		GEORGE PEZOLD	
			Count	Percentage	Count	Percentage
9 NORTH GALLOWAY						
Normal	407	45	38	84.44%	7	15.56%
Absentee	407	0	0	-	0	-
ABSENTEE						
Normal	0	0	0	-	0	-
Absentee	0	3	1	33.33%	2	66.67%
Total	407	45	38	84.44%	7	15.56%
Normal	407	3	1	33.33%	2	66.67%
Absentee	407	48	39	81.25%	9	18.75%
Total	407	48	39	81.25%	9	18.75%

*[Handwritten Signature]*  
*[Handwritten Signature]*  
*[Handwritten Signature]*  
*[Handwritten Signature]*  
*[Handwritten Signature]*



Statement of Votes Cast  
 GENERAL MUNICIPAL ELECTION  
 CHRISTIAN COUNTY, MISSOURI  
 TUESDAY, APRIL 5, 2022  
 ELECTION RESULTS  
 OFFICIAL

Date: 4/8/2022  
 Time: 12:04:38 PM CDT  
 Page 49/59

HIGHLANDVILLE ALDERMAN WARD 2

Jurisdiction Wide	Reg. Voters	Total Votes	JOE GAULT		BOB KINDRICK	
			Votes	Percentage	Votes	Percentage
9 NORTH GALLOWAY						
Normal	224	29	16	55.17%	13	44.83%
Absentee	224	0	0	.	0	.
ABSENTEE						
Normal	0	0	0	.	0	.
Absentee	0	2	2	100.00%	0	.
Total	224	29	16	55.17%	13	44.83%
Normal	224	2	2	100.00%	0	.
Absentee	224	31	18	58.06%	13	41.94%
Total	224	31	18	58.06%	13	41.94%



*Joe Gault*  
 Joe Gault  
 Paul Gault

Statement of Votes Cast  
 GENERAL MUNICIPAL ELECTION  
 CHRISTIAN COUNTY, MISSOURI  
 TUESDAY, APRIL 5, 2022  
 ELECTION RESULTS  
 OFFICIAL

Date: 4/8/2022  
 Time: 12:04:38 PM CDT  
 Page 50/59

NIXA COUNCIL MEMBER DISTRICT II

Jurisdiction Wide	Reg. Voters	Total Votes	ARON PETERSON		CORIN HARSKEY	
			Count	Percentage	Count	Percentage
21 UNION CHAPEL 1A						
Normal	1862	263	182	69.20%	81	30.80%
Absentee	1862	0	0	-	0	-
23 GARDEN GROVE						
Normal	1944	180	92	51.11%	88	48.89%
Absentee	1944	0	0	-	0	-
35 NORTHVIEW C						
Normal	1500	153	93	60.78%	60	39.22%
Absentee	1500	0	0	-	0	-
ABSENTEE						
Normal	0	0	0	-	0	-
Absentee	0	34	20	58.82%	14	41.18%
Total						
Normal	5306	596	367	61.58%	229	38.42%
Absentee	5306	34	20	58.82%	14	41.18%
Total	5306	630	387	61.43%	243	38.57%

*For Mr. [Name]*  
*For [Name]*  
*For [Name]*

Statement of Votes Cast  
 GENERAL MUNICIPAL ELECTION  
 CHRISTIAN COUNTY, MISSOURI  
 TUESDAY, APRIL 5, 2022  
 ELECTION RESULTS  
 OFFICIAL

Date: 4/8/2022  
 Time: 12:04:38 PM CDT  
 Page 51/59

NIXA COUNCIL MEMBER DISTRICT III

Jurisdiction Wide	Reg. Voters	Total Votes	ISAAH LOCKHART		JEFF BELCHER		JUSTIN ORF	
			Count	Percentage	Count	Percentage	Count	Percentage
19 UNION CHAPEL 1B								
Normal	103	3	0	-	2	66.67%	1	33.33%
Absentee	103	0	0	-	0	-	0	-
22 ROSEDALE 1A								
Normal	2303	270	33	12.22%	57	21.11%	180	66.67%
Absentee	2303	0	0	-	0	-	0	-
30 ROSEDALE 1B								
Normal	2021	172	28	16.28%	46	26.74%	98	56.98%
Absentee	2021	0	0	-	0	-	0	-
ABSENTEE								
Normal	0	0	0	-	0	-	0	-
Absentee	0	23	7	30.43%	7	30.43%	9	39.13%
Total	4427	445	61	13.71%	105	23.60%	279	62.70%
Absentee	4427	23	7	30.43%	7	30.43%	9	39.13%
Total	4427	468	68	14.53%	112	23.93%	288	61.54%

Statement of Votes Cast  
 GENERAL MUNICIPAL ELECTION  
 CHRISTIAN COUNTY, MISSOURI  
 TUESDAY, APRIL 5, 2022  
 ELECTION RESULTS  
 OFFICIAL

Date: 4/8/2022  
 Time: 12:04:38 PM CDT  
 Page 52/59

OZARK ALDERMAN WARD  
 ONE

Jurisdiction Wide	Reg. Voters	Total Votes	DAVID T. SNIDER	
			Normal	Absentee
7 W. FINLEY 1				
Normal	1331	111	111	100.00%
Absentee	1331	0	0	-
8 EAST FINLEY				
Normal	2567	227	227	100.00%
Absentee	2567	0	0	-
17 MCCRACKEN				
Normal	80	7	7	100.00%
Absentee	80	0	0	-
ABSENTEE				
Normal	0	0	0	-
Absentee	0	28	28	100.00%
Total	3978	345	345	100.00%
Absentee	3978	28	28	100.00%
Total	3978	373	373	100.00%



*David T. Snider*

*Don Bunnell*

*Paul Erick*

Statement of Votes Cast  
 GENERAL MUNICIPAL ELECTION  
 CHRISTIAN COUNTY, MISSOURI  
 TUESDAY, APRIL 5, 2022  
 ELECTION RESULTS  
 OFFICIAL

Date: 4/8/2022  
 Time: 12:04:38 PM CDT  
 Page 53/59

OZARK ALDERMAN WARD TWO

Jurisdiction	Reg. Voters	Total Votes	BRUCE GALLOWAY		KEVIN A. RUSENSTRO M	
			Count	Percentage	Count	Percentage
5 RIVERSIDE 1						
Normal	1964	282	208	73.76%	74	26.24%
Absentee	1964	0	0	-	0	-
6 CASSIDY 1						
Normal	1696	179	117	65.36%	62	34.64%
Absentee	1696	0	0	-	0	-
7 W. FINLEY 1						
Normal	244	38	23	60.53%	15	39.47%
Absentee	244	0	0	-	0	-
8 EAST FINLEY						
Normal	435	75	44	58.67%	31	41.33%
Absentee	435	0	0	-	0	-
17 MCCracken						
Normal	95	15	14	93.33%	1	6.67%
Absentee	95	0	0	-	0	-
ABSENTEE						
Normal	0	0	0	-	0	-
Absentee	0	31	17	54.84%	14	45.16%
Total						
Normal	4434	589	406	68.93%	183	31.07%
Absentee	4434	31	17	54.84%	14	45.16%
Total	4434	620	423	68.23%	197	31.77%

*Mr. Galloway*

*Mr. Rusestro*

*Carl Erick*

Statement of Votes Cast  
 GENERAL MUNICIPAL ELECTION  
 CHRISTIAN COUNTY, MISSOURI  
 TUESDAY, APRIL 5, 2022  
 ELECTION RESULTS  
 OFFICIAL

Date: 4/8/2022  
 Time: 12:04:38 PM CDT  
 Page 54/59

OZARK ALDERMAN WARD  
 THREE

Jurisdiction Wide	Reg. Voters	Total		HEATHER T. ALDER
		Voters	Votes	
5 RIVERSIDE 1				
Normal	2091	190	190	100.000%
Absentee	2091	0	0	-
6 CASSIDY 1				
Normal	471	31	31	100.000%
Absentee	471	0	0	-
32 CASSIDY 2				
Normal	1626	130	130	100.000%
Absentee	1626	0	0	-
ABSENTEE				
Normal	0	0	0	-
Absentee	0	33	33	100.000%
Total	4188	351	351	100.000%
Absentee	4188	33	33	100.000%
Total	4188	384	384	100.000%

*Heather T. Alder*  
*Don Burrell*  
*Carol Coarik*

Statement of Votes Cast  
 GENERAL MUNICIPAL ELECTION  
 CHRISTIAN COUNTY, MISSOURI  
 TUESDAY, APRIL 5, 2022  
 ELECTION RESULTS  
 OFFICIAL

Date: 4/8/2022  
 Time: 12:04:38 PM CDT  
 Page 55/59

OSARK QUESTION SALES TAX

Jurisdiction Wide	Reg. Voters	Total Votes	YES		NO	
			Count	Percentage	Count	Percentage
5 RIVERSIDE 1						
Normal	4055	625	453	72.48%	172	27.52%
Absentee	4055	0	0	-	0	-
6 CASSIDY 1						
Normal	2167	266	184	69.17%	82	30.83%
Absentee	2167	0	0	-	0	-
7 W. FINLEY 1						
Normal	1575	187	124	66.31%	63	33.69%
Absentee	1575	0	0	-	0	-
8 EAST FINLEY						
Normal	3002	399	242	60.65%	157	39.35%
Absentee	3002	0	0	-	0	-
17 McCRACKEN						
Normal	175	33	28	84.85%	5	15.15%
Absentee	175	0	0	-	0	-
32 CASSIDY 2						
Normal	1626	172	133	77.33%	39	22.67%
Absentee	1626	0	0	-	0	-
ABSENTEE						
Normal	0	0	0	-	0	-
Absentee	0	109	77	70.64%	32	29.36%
Total						
Normal	12600	1682	1164	69.20%	518	30.80%
Absentee	12600	109	77	70.64%	32	29.36%
Total	12600	1791	1241	69.29%	550	30.71%

Statement of Votes Cast  
 GENERAL MUNICIPAL ELECTION  
 CHRISTIAN COUNTY, MISSOURI  
 TUESDAY, APRIL 5, 2022  
 ELECTION RESULTS  
 OFFICIAL

Date: 4/8/2022  
 Time: 12:04:38 PM CDT  
 Page 56/59

VILLAGE OF SADDLEBROOKE TRUSTEES

Jurisdiction Wide 10 SOUTH GALLOWAY	Reg. Voters	Total Votes	JOHN GARDNER		BRENT PONDER		CHRIS STEWART	
			Count	Percentage	Count	Percentage	Count	Percentage
Normal	237	174	49	28.16%	86	49.43%	39	22.41%
Absentee	237	0	0	-	0	-	0	-
ABSENTEE Normal	0	0	0	-	0	-	0	-
Absentee	0	20	9	45.00%	8	40.00%	3	15.00%
Total	237	174	49	28.16%	86	49.43%	39	22.41%
Normal	237	20	9	45.00%	8	40.00%	3	15.00%
Absentee	237	194	58	29.90%	94	48.45%	42	21.65%
Total	237	194	58	29.90%	94	48.45%	42	21.65%



Statement of Votes Cast  
 GENERAL MUNICIPAL ELECTION  
 CHRISTIAN COUNTY, MISSOURI  
 TUESDAY, APRIL 5, 2022  
 ELECTION RESULTS  
 OFFICIAL

Date: 4/8/2022  
 Time: 12:04:38 PM CDT  
 Page 57/59

VILLAGE OF SADDLEBROOKE PROP A  
 BONDS

Jurisdiction Wide	Reg. Voters	Total		YES	NO
		Voters	Votes		
10 SOUTH GALLOWAY					
Normal	237	94	70	74.47%	24 25.53%
Absentee	237	0	0	-	0 -
ABSENTEE					
Normal	0	0	0	-	0 -
Absentee	0	12	10	83.33%	2 16.67%
Total	237	94	70	74.47%	24 25.53%
Normal	237	12	10	83.33%	2 16.67%
Absentee	237	106	80	75.47%	26 24.53%
Total	237				

Statement of Votes Cast  
 GENERAL MUNICIPAL ELECTION  
 CHRISTIAN COUNTY, MISSOURI  
 TUESDAY, APRIL 5, 2022  
 ELECTION RESULTS  
 OFFICIAL

Date: 4/8/2022  
 Time: 12:04:38 PM CDT  
 Page 58/59

SPARTA ALDERMAN WARD  
 ONE

Jurisdiction Wide	Reg. Voters	Total Votes	JEBIDIAH	
			(JEB)	BUSCHMAN
26 SPARTA				
Normal	525	32	32	100.000%
Absentee	525	0	0	-
ABSENTEE				
Normal	0	0	0	-
Absentee	0	0	0	-
Total	525	32	32	100.000%
Normal	525	0	0	-
Absentee	525	0	0	-
Total	525	32	32	100.000%






Statement of Votes Cast  
 GENERAL MUNICIPAL ELECTION  
 CHRISTIAN COUNTY, MISSOURI  
 TUESDAY, APRIL 5, 2022  
 ELECTION RESULTS  
 OFFICIAL

Date: 4/8/2022  
 Time: 12:04:38 PM CDT  
 Page 59/59

SPARTA ALDERMAN WARD TWO

Jurisdiction Wide	Reg. Voters	Total Votes	JARRETT RAY		AMY HAMMONS	
			ORG			
26 SPARTA						
Normal	517	49	13	26.53%	36	73.47%
Absentee	517	0	0	-	0	-
ABSENTEE						
Normal	0	0	0	-	0	-
Absentee	0	2	0	-	2	100.00%
Total						
Normal	517	49	13	26.53%	36	73.47%
Absentee	517	2	0	-	2	100.00%
Total	517	51	13	25.49%	38	74.51%

*[Handwritten Signature]*  
*[Handwritten Signature]*  
 Dawn Nunnally  
 Carla Erickson