

Registered Voters 1,025 - Total Ballots 619 : 60.39%

PRESIDENT AND VICE PRESIDENT

Vote For 1		
Total Votes	618	
DONALD J. TRUMP MICHAEL R. PENCE (REP)	533	86.25%
JOSEPH R. BIDEN KAMALA D. HARRIS (DEM)	80	12.94%
JO JORGENSEN JEREMY (SPIKE) COHEN (LIB)	4	0.65%
HOWIE HAWKINS ANGELA NICOLE WALKER (GRN)	1	0.16%
DON BLANKENSHIP WILLIAM MOHR (CST)	0	0%
WRITE IN	0	0%

GOVERNOR

Vote For 1		
Total Votes	614	
MIKE PARSON (REP)	519	84.53%
NICOLE GALLOWAY (DEM)	80	13.03%
RIK COMBS (LIB)	11	1.79%
JEROME HOWARD BAUER (GRN)	4	0.65%
WRITE IN	0	0%

LIEUTENANT GOVERNOR

Vote For 1		
Total Votes	602	
MIKE KEHOE (REP)	516	85.71%
ALISSIA CANADY (DEM)	74	12.29%
BILL SLANTZ (LIB)	9	1.50%
KELLEY DRAGOO (GRN)	3	0.50%
WRITE IN	0	0%

SECRETARY OF STATE

Vote For 1		
Total Votes	605	
JOHN R. (JAY) ASHCROFT (REP)	509	84.13%
YINKA FALETI (DEM)	74	12.23%
CARL HERMAN FREESE (LIB)	13	2.15%
PAUL LEHMANN (GRN)	3	0.50%
PAUL VENABLE (CST)	6	0.99%
WRITE IN	0	0%

STATE TREASURER

Vote For 1		
Total Votes	600	
SCOTT FITZPATRICK (REP)	517	86.17%
VICKI LORENZ ENGLUND (DEM)	72	12.00%
NICHOLAS (NICK) KASOFF (LIB)	7	1.17%
JOSEPH CIVETTINI (GRN)	4	0.67%
WRITE IN	0	0%

ATTORNEY GENERAL

Vote For 1		
Total Votes	604	
ERIC SCHMITT (REP)	519	85.93%
RICH FINNERAN (DEM)	67	11.09%
KEVIN C BABCOCK (LIB)	18	2.98%
WRITE IN	0	0%

US REP. DIST. 7

Vote For 1		
Total Votes	603	
BILLY LONG (REP)	507	84.08%
TERESA MONTSENY (DEM)	71	11.77%
KEVIN CRAIG (LIB)	24	3.98%
WRITE IN	1	0.17%

John Russell
Robb Combs
Carl Essel

Precinct Summary Report
 GENERAL ELECTION
 CHRISTIAN COUNTY, MISSOURI
 TUESDAY, NOVEMBER 3, 2020
 NOVEMBER 3, 2020 GENERAL ELECTION
 1. E BENTON/ 3. BRUNER
 OFFICIAL RESULTS

Date: 11/13/2020
 Time: 10:02:30 AM
 Page 2/3

Registered Voters 1,025 - Total Ballots 619 : 60.39%

STATE REP. DIST. 140

Vote For 1		
Total Votes	537	
TRICIA DERGES (REP)	527	98.14%
WRITE IN	10	1.86%

EASTERN COMMISSIONER

Vote For 1		
Total Votes	598	
LYNN MORRIS (REP)	489	81.77%
NATHAN A. BILLED0 (DEM)	103	17.22%
WRITE IN	6	1.00%

SHERIFF

Vote For 1		
Total Votes	551	
BRAD COLE (REP)	540	98.00%
WRITE IN	11	2.00%

ASSESSOR

Vote For 1		
Total Votes	543	
DANNY GRAY (REP)	536	98.71%
WRITE IN	7	1.29%

TREASURER

Vote For 1		
Total Votes	540	
KAREN MATTHEWS (REP)	535	99.07%
WRITE IN	5	0.93%

CORONER

Vote For 1		
Total Votes	536	
MANDI YODER-ARMITAGE (REP)	531	99.07%
WRITE IN	5	0.93%

PUBLIC ADMINISTRATOR

Vote For 1		
Total Votes	538	
KEN DAVIS (REP)	533	99.07%
WRITE IN	5	0.93%

SUPREME COURT JUDGE BRECKENRIDGE

Vote For 1		
Total Votes	555	
YES	441	79.46%
NO	114	20.54%

SOUTHERN DIST. APPEALS JUDGE LYNCH

Vote For 1		
Total Votes	551	
YES	449	81.49%
NO	102	18.51%

CONSTITUTIONAL AMENDMENT NO. 1

Vote For 1		
Total Votes	589	
YES	322	54.67%
NO	267	45.33%

[Handwritten signatures]
 Brad Cole
 Karen Matthews
 Dan Russell

Precinct Summary Report
GENERAL ELECTION
CHRISTIAN COUNTY, MISSOURI
TUESDAY, NOVEMBER 3, 2020
NOVEMBER 3, 2020 GENERAL ELECTION
1. E BENTON/ 3. BRUNER
OFFICIAL RESULTS

Date: 11/13/2020
Time: 10:02:30 AM
Page 3/3

Registered Voters 1,025 - Total Ballots 619 : 60.39%

CONSTITUTIONAL AMENDMENT NO. 3

Vote For 1

Total Votes

603

YES	400	66.33%
NO	203	33.67%

[Signature]
Lynn G. ...
Caleb Essick
Tara Russell

Registered Voters 1,890 - Total Ballots 1,291 : 68.31%

PRESIDENT AND VICE PRESIDENT

Vote For 1 Total Votes	1,289	
DONALD J. TRUMP MICHAEL R. PENCE (REP)	1,033	80.14%
JOSEPH R. BIDEN KAMALA D. HARRIS (DEM)	232	18.00%
JO JORGENSEN JEREMY (SPIKE) COHEN (LIB)	16	1.24%
HOWIE HAWKINS ANGELA NICOLE WALKER (GRN)	4	0.31%
DON BLANKENSHIP WILLIAM MOHR (CST)	0	0%
WRITE IN	4	0.31%

SECRETARY OF STATE

Vote For 1 Total Votes	1,276	
JOHN R. (JAY) ASHCROFT (REP)	1,033	80.96%
YINKA FALETI (DEM)	217	17.01%
CARL HERMAN FREESE (LIB)	14	1.10%
PAUL LEHMANN (GRN)	7	0.55%
PAUL VENABLE (CST)	4	0.31%
WRITE IN	1	0.08%

STATE TREASURER

Vote For 1 Total Votes	1,266	
SCOTT FITZPATRICK (REP)	1,043	82.39%
VICKI LORENZ ENGLUND (DEM)	197	15.56%
NICHOLAS (NICK) KASOFF (LIB)	22	1.74%
JOSEPH CIVETTINI (GRN)	3	0.24%
WRITE IN	1	0.08%

GOVERNOR

Vote For 1 Total Votes	1,287	
MIKE PARSON (REP)	1,047	81.35%
NICOLE GALLOWAY (DEM)	222	17.25%
RIK COMBS (LIB)	15	1.17%
JEROME HOWARD BAUER (GRN)	1	0.08%
WRITE IN	2	0.16%

ATTORNEY GENERAL

Vote For 1 Total Votes	1,269	
ERIC SCHMITT (REP)	1,045	82.35%
RICH FINNERAN (DEM)	196	15.45%
KEVIN C BABCOCK (LIB)	27	2.13%
WRITE IN	1	0.08%

LIEUTENANT GOVERNOR

Vote For 1 Total Votes	1,268	
MIKE KEHOE (REP)	1,046	82.49%
ALISSIA CANADY (DEM)	202	15.93%
BILL SLANTZ (LIB)	16	1.26%
KELLEY DRAGOO (GRN)	3	0.24%
WRITE IN	1	0.08%

US REP. DIST. 7

Vote For 1 Total Votes	1,271	
BILLY LONG (REP)	975	76.71%
TERESA MONTSENY (DEM)	234	18.41%
KEVIN CRAIG (LIB)	52	4.09%
WRITE IN	10	0.79%

John Russell
John H. H. H.
Carl Esser

Registered Voters 1,890 - Total Ballots 1,291 : 68.31%

STATE REP. DIST. 140			
Vote For 1			
Total Votes	1,103		
TRICIA DERGES (REP)	1,091	98.91%	
WRITE IN	12	1.09%	

CORONER			
Vote For 1			
Total Votes	1,094		
MANDI YODER-ARMITAGE (REP)	1,086	99.27%	
WRITE IN	8	0.73%	

EASTERN COMMISSIONER			
Vote For 1			
Total Votes	1,248		
LYNN MORRIS (REP)	988	79.17%	
NATHAN A. BILLED0 (DEM)	255	20.43%	
WRITE IN	5	0.40%	

PUBLIC ADMINISTRATOR			
Vote For 1			
Total Votes	1,102		
KEN DAVIS (REP)	1,093	99.18%	
WRITE IN	9	0.82%	

SHERIFF			
Vote For 1			
Total Votes	1,138		
BRAD COLE (REP)	1,119	98.33%	
WRITE IN	19	1.67%	

SUPREME COURT JUDGE BRECKENRIDGE			
Vote For 1			
Total Votes	1,143		
YES	932	81.54%	
NO	211	18.46%	

ASSESSOR			
Vote For 1			
Total Votes	1,107		
DANNY GRAY (REP)	1,096	99.01%	
WRITE IN	11	0.99%	

SOUTHERN DIST. APPEALS JUDGE LYNCH			
Vote For 1			
Total Votes	1,135		
YES	953	83.96%	
NO	182	16.04%	

TREASURER			
Vote For 1			
Total Votes	1,099		
KAREN MATTHEWS (REP)	1,084	98.64%	
WRITE IN	15	1.36%	

CONSTITUTIONAL AMENDMENT NO. 1			
Vote For 1			
Total Votes	1,249		
YES	671	53.72%	
NO	578	46.28%	

[Handwritten signatures]
 For Lunell

Registered Voters 1,890 - Total Ballots 1,291 : 68.31%

CONSTITUTIONAL AMENDMENT NO. 3

Vote For 1 Total Votes	1,254	
YES	770	61.40%
NO	484	38.60%

[Handwritten signatures]
Paul Baker
Carl Evers
Jesse Russell

Registered Voters 669 - Total Ballots 467 : 69.81%

PRESIDENT AND VICE PRESIDENT

Vote For 1			
Total Votes	466		
DONALD J. TRUMP MICHAEL R. PENCE (REP)	422	90.56%	
JOSEPH R. BIDEN KAMALA D. HARRIS (DEM)	40	8.58%	
JO JORGENSEN JEREMY (SPIKE) COHEN (LIB)	2	0.43%	
HOWIE HAWKINS ANGELA NICOLE WALKER (GRN)	0	0%	
DON BLANKENSHIP WILLIAM MOHR (CST)	2	0.43%	
WRITE IN	0	0%	

SECRETARY OF STATE

Vote For 1			
Total Votes	460		
JOHN R. (JAY) ASHCROFT (REP)	406	88.26%	
YINKA FALETI (DEM)	45	9.78%	
CARL HERMAN FREESE (LIB)	6	1.30%	
PAUL LEHMANN (GRN)	0	0%	
PAUL VENABLE (CST)	3	0.65%	
WRITE IN	0	0%	

GOVERNOR

Vote For 1			
Total Votes	464		
MIKE PARSON (REP)	410	88.36%	
NICOLE GALLOWAY (DEM)	45	9.70%	
RIK COMBS (LIB)	7	1.51%	
JEROME HOWARD BAUER (GRN)	1	0.22%	
WRITE IN	1	0.22%	

STATE TREASURER

Vote For 1			
Total Votes	448		
SCOTT FITZPATRICK (REP)	401	89.51%	
VICKI LORENZ ENGLUND (DEM)	40	8.93%	
NICHOLAS (NICK) KASOFF (LIB)	6	1.34%	
JOSEPH CIVETTINI (GRN)	1	0.22%	
WRITE IN	0	0%	

LIEUTENANT GOVERNOR

Vote For 1			
Total Votes	450		
MIKE KEHOE (REP)	400	88.89%	
ALISSIA CANADY (DEM)	38	8.44%	
BILL SLANTZ (LIB)	9	2.00%	
KELLEY DRAGOO (GRN)	2	0.44%	
WRITE IN	1	0.22%	

ATTORNEY GENERAL

Vote For 1			
Total Votes	450		
ERIC SCHMITT (REP)	401	89.11%	
RICH FINNERAN (DEM)	37	8.22%	
KEVIN C BABCOCK (LIB)	12	2.67%	
WRITE IN	0	0%	

US REP. DIST. 7

Vote For 1			
Total Votes	457		
BILLY LONG (REP)	388	84.90%	
TERESA MONTSENY (DEM)	46	10.07%	
KEVIN CRAIG (LIB)	23	5.03%	
WRITE IN	0	0%	

Joe Ruseley
Paul Carter
Earl Eber

Precinct Summary Report
 GENERAL ELECTION
 CHRISTIAN COUNTY, MISSOURI
 TUESDAY, NOVEMBER 3, 2020
 NOVEMBER 3, 2020 GENERAL ELECTION
 4. CHADWICK/16. SOUTH LINN 11. GARRISON/25 SENECA
 OFFICIAL RESULTS

Date: 11/13/2020
 Time: 10:02:31 AM
 Page 2/3

Registered Voters 669 - Total Ballots 467 : 69.81%

STATE REP. DIST. 140

Vote For 1			
Total Votes	399		
TRICIA DERGES (REP)	396	99.25%	
WRITE IN	3	0.75%	

CORONER

Vote For 1			
Total Votes	397		
MANDI YODER-ARMITAGE (REP)	393	98.99%	
WRITE IN	4	1.01%	

EASTERN COMMISSIONER

Vote For 1			
Total Votes	445		
LYNN MORRIS (REP)	376	84.49%	
NATHAN A. BILLED0 (DEM)	64	14.38%	
WRITE IN	5	1.12%	

PUBLIC ADMINISTRATOR

Vote For 1			
Total Votes	398		
KEN DAVIS (REP)	396	99.50%	
WRITE IN	2	0.50%	

SHERIFF

Vote For 1			
Total Votes	421		
BRAD COLE (REP)	418	99.29%	
WRITE IN	3	0.71%	

SUPREME COURT JUDGE BRECKENRIDGE

Vote For 1			
Total Votes	398		
YES	328	82.41%	
NO	70	17.59%	

ASSESSOR

Vote For 1			
Total Votes	407		
DANNY GRAY (REP)	404	99.26%	
WRITE IN	3	0.74%	

SOUTHERN DIST. APPEALS JUDGE LYNCH

Vote For 1			
Total Votes	395		
YES	336	85.06%	
NO	59	14.94%	

TREASURER

Vote For 1			
Total Votes	407		
KAREN MATTHEWS (REP)	402	98.77%	
WRITE IN	5	1.23%	

CONSTITUTIONAL AMENDMENT NO. 1

Vote For 1			
Total Votes	448		
YES	224	50.00%	
NO	224	50.00%	

Handwritten signatures and text:
 [Signature] Carl Cook for [Signature]
 [Signature]

Precinct Summary Report
GENERAL ELECTION
CHRISTIAN COUNTY, MISSOURI
TUESDAY, NOVEMBER 3, 2020
NOVEMBER 3, 2020 GENERAL ELECTION
4. CHADWICK/16. SOUTH LINN 11. GARRISON/25 SENECA
OFFICIAL RESULTS

Date: 11/13/2020
Time: 10:02:31 AM
Page 3/3

Registered Voters 669 - Total Ballots 467 : 69.81%

CONSTITUTIONAL AMENDMENT NO. 3

Vote For 1		
Total Votes	455	
YES	288	63.30%
NO	167	36.70%

[Signature]
Paul Grobe
Carla Eberich
Joe Russell

Registered Voters 5,565 - Total Ballots 2,988 : 53.69%

PRESIDENT AND VICE PRESIDENT

Vote For 1		
Total Votes	2,982	
DONALD J. TRUMP MICHAEL R. PENCE (REP)	2,299	77.10%
JOSEPH R. BIDEN KAMALA D. HARRIS (DEM)	633	21.23%
JO JORGENSEN JEREMY (SPIKE) COHEN (LIB)	32	1.07%
HOWIE HAWKINS ANGELA NICOLE WALKER (GRN)	2	0.07%
DON BLANKENSHIP WILLIAM MOHR (CST)	3	0.10%
WRITE IN	13	0.44%

SECRETARY OF STATE

Vote For 1		
Total Votes	2,930	
JOHN R. (JAY) ASHCROFT (REP)	2,352	80.27%
YINKA FALETI (DEM)	496	16.93%
CARL HERMAN FREESE (LIB)	53	1.81%
PAUL LEHMANN (GRN)	19	0.65%
PAUL VENABLE (CST)	8	0.27%
WRITE IN	2	0.07%

STATE TREASURER

Vote For 1		
Total Votes	2,917	
SCOTT FITZPATRICK (REP)	2,330	79.88%
VICKI LORENZ ENGLUND (DEM)	518	17.76%
NICHOLAS (NICK) KASOFF (LIB)	62	2.13%
JOSEPH CIVETTINI (GRN)	6	0.21%
WRITE IN	1	0.03%

GOVERNOR

Vote For 1		
Total Votes	2,966	
MIKE PARSON (REP)	2,304	77.68%
NICOLE GALLOWAY (DEM)	617	20.80%
RIK COMBS (LIB)	39	1.31%
JEROME HOWARD BAUER (GRN)	5	0.17%
WRITE IN	1	0.03%

ATTORNEY GENERAL

Vote For 1		
Total Votes	2,920	
ERIC SCHMITT (REP)	2,333	79.90%
RICH FINNERAN (DEM)	505	17.29%
KEVIN C BABCOCK (LIB)	81	2.77%
WRITE IN	1	0.03%

LIEUTENANT GOVERNOR

Vote For 1		
Total Votes	2,922	
MIKE KEHOE (REP)	2,317	79.30%
ALISSIA CANADY (DEM)	541	18.51%
BILL SLANTZ (LIB)	48	1.64%
KELLEY DRAGOO (GRN)	14	0.48%
WRITE IN	2	0.07%

US REP. DIST. 7

Vote For 1		
Total Votes	2,921	
BILLY LONG (REP)	2,191	75.01%
TERESA MONTSENY (DEM)	572	19.58%
KEVIN CRAIG (LIB)	138	4.72%
WRITE IN	20	0.68%

Tom Runney
Barbara
Barbara

Precinct Summary Report
 GENERAL ELECTION
 CHRISTIAN COUNTY, MISSOURI
 TUESDAY, NOVEMBER 3, 2020
 NOVEMBER 3, 2020 GENERAL ELECTION
 5. RIVERSIDE
 OFFICIAL RESULTS

Date: 11/13/2020
 Time: 10:02:31 AM
 Page 2/3

Registered Voters 5,565 - Total Ballots 2,988 : 53.69%

STATE REP. DIST. 140

Vote For 1			
Total Votes	2,631		
TRICIA DERGES (REP)	2,585	98.25%	
WRITE IN	46	1.75%	

CORONER

Vote For 1			
Total Votes	2,585		
MANDI YODER-ARMITAGE (REP)	2,564	99.19%	
WRITE IN	21	0.81%	

EASTERN COMMISSIONER

Vote For 1			
Total Votes	2,867		
LYNN MORRIS (REP)	2,247	78.37%	
NATHAN A. BILLEDO (DEM)	607	21.17%	
WRITE IN	13	0.45%	

PUBLIC ADMINISTRATOR

Vote For 1			
Total Votes	2,585		
KEN DAVIS (REP)	2,561	99.07%	
WRITE IN	24	0.93%	

SHERIFF

Vote For 1			
Total Votes	2,644		
BRAD COLE (REP)	2,596	98.18%	
WRITE IN	48	1.82%	

SUPREME COURT JUDGE BRECKENRIDGE

Vote For 1			
Total Votes	2,639		
YES	2,133	80.83%	
NO	506	19.17%	

ASSESSOR

Vote For 1			
Total Votes	2,591		
DANNY GRAY (REP)	2,567	99.07%	
WRITE IN	24	0.93%	

SOUTHERN DIST. APPEALS JUDGE LYNCH

Vote For 1			
Total Votes	2,624		
YES	2,157	82.20%	
NO	467	17.80%	

TREASURER

Vote For 1			
Total Votes	2,590		
KAREN MATTHEWS (REP)	2,561	98.88%	
WRITE IN	29	1.12%	

CONSTITUTIONAL AMENDMENT NO. 1

Vote For 1			
Total Votes	2,859		
YES	1,438	50.30%	
NO	1,421	49.70%	

Handwritten signatures:
 Wade E. Cook
 John L. Baker
 Ann Russell

Precinct Summary Report
GENERAL ELECTION
CHRISTIAN COUNTY, MISSOURI
TUESDAY, NOVEMBER 3, 2020
NOVEMBER 3, 2020 GENERAL ELECTION
5. RIVERSIDE
OFFICIAL RESULTS

Date: 11/13/2020
Time: 10:02:31 AM
Page 3/3

Registered Voters 5,565 - Total Ballots 2,988 : 53.69%

CONSTITUTIONAL AMENDMENT NO. 3

Vote For 1		
Total Votes	2,887	
YES	1,737	60.17%
NO	1,150	39.83%

[Handwritten signatures]
Tom Green
Carl Esch
Jim Russell

Registered Voters 2,815 - Total Ballots 1,523 : 54.10%

PRESIDENT AND VICE PRESIDENT			
Vote For 1			
Total Votes	1,517		
DONALD J. TRUMP MICHAEL R. PENCE (REP)	1,143	75.35%	
JOSEPH R. BIDEN KAMALA D. HARRIS (DEM)	341	22.48%	
JO JORGENSEN JEREMY (SPIKE) COHEN (LIB)	24	1.58%	
HOWIE HAWKINS ANGELA NICOLE WALKER (GRN)	1	0.07%	
DON BLANKENSHIP WILLIAM MOHR (CST)	3	0.20%	
WRITE IN	5	0.33%	

SECRETARY OF STATE			
Vote For 1			
Total Votes	1,487		
JOHN R. (JAY) ASHCROFT (REP)	1,174	78.95%	
YINKA FALETI (DEM)	255	17.15%	
CARL HERMAN FREESE (LIB)	37	2.49%	
PAUL LEHMANN (GRN)	10	0.67%	
PAUL VENABLE (CST)	10	0.67%	
WRITE IN	1	0.07%	

GOVERNOR			
Vote For 1			
Total Votes	1,503		
MIKE PARSON (REP)	1,144	76.11%	
NICOLE GALLOWAY (DEM)	328	21.82%	
RIK COMBS (LIB)	23	1.53%	
JEROME HOWARD BAUER (GRN)	8	0.53%	
WRITE IN	0	0%	

STATE TREASURER			
Vote For 1			
Total Votes	1,477		
SCOTT FITZPATRICK (REP)	1,146	77.59%	
VICKI LORENZ ENGLUND (DEM)	272	18.42%	
NICHOLAS (NICK) KASOFF (LIB)	54	3.66%	
JOSEPH CIVETTINI (GRN)	5	0.34%	
WRITE IN	0	0%	

LIEUTENANT GOVERNOR			
Vote For 1			
Total Votes	1,476		
MIKE KEHOE (REP)	1,151	77.98%	
ALISSIA CANADY (DEM)	286	19.38%	
BILL SLANTZ (LIB)	27	1.83%	
KELLEY DRAGOO (GRN)	12	0.81%	
WRITE IN	0	0%	

ATTORNEY GENERAL			
Vote For 1			
Total Votes	1,475		
ERIC SCHMITT (REP)	1,165	78.98%	
RICH FINNERAN (DEM)	269	18.24%	
KEVIN C BABCOCK (LIB)	41	2.78%	
WRITE IN	0	0%	

US REP. DIST. 7			
Vote For 1			
Total Votes	1,478		
BILLY LONG (REP)	1,087	73.55%	
TERESA MONTSENY (DEM)	319	21.58%	
KEVIN CRAIG (LIB)	64	4.33%	
WRITE IN	8	0.54%	

[Handwritten signatures]
 [Illegible signature]
 [Illegible signature]
 [Illegible signature]

Precinct Summary Report
 GENERAL ELECTION
 CHRISTIAN COUNTY, MISSOURI
 TUESDAY, NOVEMBER 3, 2020
 NOVEMBER 3, 2020 GENERAL ELECTION
 6. CASSIDY #1
 OFFICIAL RESULTS

Date: 11/13/2020
 Time: 10:02:31 AM
 Page 2/3

Registered Voters 2,815 - Total Ballots 1,523 : 54.10%

STATE REP. DIST. 140			
Vote For 1			
Total Votes	1,347		
TRICIA DERGES (REP)	1,323	98.22%	
WRITE IN	24	1.78%	

CORONER			
Vote For 1			
Total Votes	1,330		
MANDI YODER-ARMITAGE (REP)	1,314	98.80%	
WRITE IN	16	1.20%	

EASTERN COMMISSIONER			
Vote For 1			
Total Votes	1,466		
LYNN MORRIS (REP)	1,150	78.44%	
NATHAN A. BILLED0 (DEM)	314	21.42%	
WRITE IN	2	0.14%	

PUBLIC ADMINISTRATOR			
Vote For 1			
Total Votes	1,332		
KEN DAVIS (REP)	1,315	98.72%	
WRITE IN	17	1.28%	

SHERIFF			
Vote For 1			
Total Votes	1,359		
BRAD COLE (REP)	1,329	97.79%	
WRITE IN	30	2.21%	

SUPREME COURT JUDGE BRECKENRIDGE			
Vote For 1			
Total Votes	1,352		
YES	1,132	83.73%	
NO	220	16.27%	

ASSESSOR			
Vote For 1			
Total Votes	1,340		
DANNY GRAY (REP)	1,324	98.81%	
WRITE IN	16	1.19%	

SOUTHERN DIST. APPEALS JUDGE LYNCH			
Vote For 1			
Total Votes	1,340		
YES	1,148	85.67%	
NO	192	14.33%	

TREASURER			
Vote For 1			
Total Votes	1,333		
KAREN MATTHEWS (REP)	1,315	98.65%	
WRITE IN	18	1.35%	

CONSTITUTIONAL AMENDMENT NO. 1			
Vote For 1			
Total Votes	1,453		
YES	726	49.97%	
NO	727	50.03%	

Tim Russell
Robert C. Graham
Paula Smith

Precinct Summary Report
GENERAL ELECTION
CHRISTIAN COUNTY, MISSOURI
TUESDAY, NOVEMBER 3, 2020
NOVEMBER 3, 2020 GENERAL ELECTION
6. CASSIDY #1
OFFICIAL RESULTS

Date: 11/13/2020
Time: 10:02:31 AM
Page 3/3

Registered Voters 2,815 - Total Ballots 1,523 : 54.10%

CONSTITUTIONAL AMENDMENT NO. 3

Vote For 1		
Total Votes	1,458	
YES	846	58.02%
NO	612	41.98%

[Signature]
John L. Graham
Carol Egan
Lisa Russell

Registered Voters 3,425 - Total Ballots 1,689 : 49.31%

PRESIDENT AND VICE PRESIDENT

Vote For 1		
Total Votes	1,686	
DONALD J. TRUMP MICHAEL R. PENCE (REP)	1,305	77.40%
JOSEPH R. BIDEN KAMALA D. HARRIS (DEM)	336	19.93%
JO JORGENSEN JEREMY (SPIKE) COHEN (LIB)	35	2.08%
HOWIE HAWKINS ANGELA NICOLE WALKER (GRN)	3	0.18%
DON BLANKENSHIP WILLIAM MOHR (CST)	2	0.12%
WRITE IN	5	0.30%

GOVERNOR

Vote For 1		
Total Votes	1,672	
MIKE PARSON (REP)	1,295	77.45%
NICOLE GALLOWAY (DEM)	336	20.10%
RIK COMBS (LIB)	34	2.03%
JEROME HOWARD BAUER (GRN)	6	0.36%
WRITE IN	1	0.06%

LIEUTENANT GOVERNOR

Vote For 1		
Total Votes	1,653	
MIKE KEHOE (REP)	1,286	77.80%
ALISSIA CANADY (DEM)	314	19.00%
BILL SLANTZ (LIB)	46	2.78%
KELLEY DRAGOO (GRN)	6	0.36%
WRITE IN	1	0.06%

[Handwritten signatures]

SECRETARY OF STATE

Vote For 1		
Total Votes	1,659	
JOHN R. (JAY) ASHCROFT (REP)	1,301	78.42%
YINKA FALETI (DEM)	282	17.00%
CARL HERMAN FREESE (LIB)	46	2.77%
PAUL LEHMANN (GRN)	13	0.78%
PAUL VENABLE (CST)	16	0.96%
WRITE IN	1	0.06%

STATE TREASURER

Vote For 1		
Total Votes	1,640	
SCOTT FITZPATRICK (REP)	1,299	79.21%
VICKI LORENZ ENGLUND (DEM)	280	17.07%
NICHOLAS (NICK) KASOFF (LIB)	55	3.35%
JOSEPH CIVETTINI (GRN)	5	0.30%
WRITE IN	1	0.06%

ATTORNEY GENERAL

Vote For 1		
Total Votes	1,646	
ERIC SCHMITT (REP)	1,297	78.80%
RICH FINNERAN (DEM)	295	17.92%
KEVIN C BABCOCK (LIB)	53	3.22%
WRITE IN	1	0.06%

US REP. DIST. 7

Vote For 1		
Total Votes	1,645	
BILLY LONG (REP)	1,216	73.92%
TERESA MONTSENY (DEM)	342	20.79%
KEVIN CRAIG (LIB)	82	4.98%
WRITE IN	5	0.30%

Precinct Summary Report
 GENERAL ELECTION
 CHRISTIAN COUNTY, MISSOURI
 TUESDAY, NOVEMBER 3, 2020
 NOVEMBER 3, 2020 GENERAL ELECTION
 7. WEST FINLEY
 OFFICIAL RESULTS

Date: 11/13/2020
 Time: 10:02:31 AM
 Page 2/3

Registered Voters 3,425 - Total Ballots 1,689 : 49.31%

STATE REP. DIST. 140

Vote For 1			
Total Votes	1,488		
TRICIA DERGES (REP)	1,454	97.72%	
WRITE IN	34	2.28%	

EASTERN COMMISSIONER

Vote For 1			
Total Votes	1,618		
LYNN MORRIS (REP)	1,278	78.99%	
NATHAN A. BILLED0 (DEM)	336	20.77%	
WRITE IN	4	0.25%	

SHERIFF

Vote For 1			
Total Votes	1,497		
BRAD COLE (REP)	1,458	97.39%	
WRITE IN	39	2.61%	

ASSESSOR

Vote For 1			
Total Votes	1,461		
DANNY GRAY (REP)	1,434	98.15%	
WRITE IN	27	1.85%	

TREASURER

Vote For 1			
Total Votes	1,455		
KAREN MATTHEWS (REP)	1,430	98.28%	
WRITE IN	25	1.72%	

CORONER

Vote For 1			
Total Votes	1,444		
MANDI YODER-ARMITAGE (REP)	1,425	98.68%	
WRITE IN	19	1.32%	

PUBLIC ADMINISTRATOR

Vote For 1			
Total Votes	1,448		
KEN DAVIS (REP)	1,425	98.41%	
WRITE IN	23	1.59%	

SUPREME COURT JUDGE BRECKENRIDGE

Vote For 1			
Total Votes	1,471		
YES	1,186	80.63%	
NO	285	19.37%	

SOUTHERN DIST. APPEALS JUDGE LYNCH

Vote For 1			
Total Votes	1,465		
YES	1,201	81.98%	
NO	264	18.02%	

CONSTITUTIONAL AMENDMENT NO. 1

Vote For 1			
Total Votes	1,598		
YES	778	48.69%	
NO	820	51.31%	

John Russell
John Cochran
Paula Green

Precinct Summary Report
GENERAL ELECTION
CHRISTIAN COUNTY, MISSOURI
TUESDAY, NOVEMBER 3, 2020
NOVEMBER 3, 2020 GENERAL ELECTION
7. WEST FINLEY
OFFICIAL RESULTS

Date: 11/13/2020
Time: 10:02:31 AM
Page 3/3

Registered Voters 3,425 - Total Ballots 1,689 : 49.31%

CONSTITUTIONAL AMENDMENT NO. 3

Vote For 1		
Total Votes	1,624	
YES	999	61.51%
NO	625	38.49%

[Handwritten signatures]
John Conner
Caleb Coates
Amy Russell

Precinct Summary Report
 GENERAL ELECTION
 CHRISTIAN COUNTY, MISSOURI
 TUESDAY, NOVEMBER 3, 2020
 NOVEMBER 3, 2020 GENERAL ELECTION
 8. EAST FINLEY
 OFFICIAL RESULTS

Date: 11/13/2020
 Time: 10:02:31 AM
 Page 1/3

Registered Voters 4,734 - Total Ballots 2,617 : 55.28%

PRESIDENT AND VICE PRESIDENT

Vote For 1		
Total Votes	2,607	
DONALD J. TRUMP MICHAEL R. PENCE (REP)	2,018	77.41%
JOSEPH R. BIDEN KAMALA D. HARRIS (DEM)	516	19.79%
JO JORGENSEN JEREMY (SPIKE) COHEN (LIB)	61	2.34%
HOWIE HAWKINS ANGELA NICOLE WALKER (GRN)	9	0.35%
DON BLANKENSHIP WILLIAM MOHR (CST)	2	0.08%
WRITE IN	1	0.04%

SECRETARY OF STATE

Vote For 1		
Total Votes	2,563	
JOHN R. (JAY) ASHCROFT (REP)	2,012	78.50%
YINKA FALETI (DEM)	439	17.13%
CARL HERMAN FREESE (LIB)	73	2.85%
PAUL LEHMANN (GRN)	23	0.90%
PAUL VENABLE (CST)	16	0.62%
WRITE IN	0	0%

STATE TREASURER

Vote For 1		
Total Votes	2,545	
SCOTT FITZPATRICK (REP)	1,998	78.51%
VICKI LORENZ ENGLUND (DEM)	456	17.92%
NICHOLAS (NICK) KASOFF (LIB)	75	2.95%
JOSEPH CIVETTINI (GRN)	15	0.59%
WRITE IN	1	0.04%

GOVERNOR

Vote For 1		
Total Votes	2,592	
MIKE PARSON (REP)	1,990	76.77%
NICOLE GALLOWAY (DEM)	529	20.41%
RIK COMBS (LIB)	61	2.35%
JEROME HOWARD BAUER (GRN)	11	0.42%
WRITE IN	1	0.04%

ATTORNEY GENERAL

Vote For 1		
Total Votes	2,540	
ERIC SCHMITT (REP)	2,008	79.06%
RICH FINNERAN (DEM)	445	17.52%
KEVIN C BABCOCK (LIB)	85	3.35%
WRITE IN	2	0.08%

LIEUTENANT GOVERNOR

Vote For 1		
Total Votes	2,556	
MIKE KEHOE (REP)	1,965	76.88%
ALISSIA CANADY (DEM)	480	18.78%
BILL SLANTZ (LIB)	85	3.33%
KELLEY DRAGOO (GRN)	23	0.90%
WRITE IN	3	0.12%

US REP. DIST. 7

Vote For 1		
Total Votes	2,556	
BILLY LONG (REP)	1,910	74.73%
TERESA MONTSENY (DEM)	493	19.29%
KEVIN CRAIG (LIB)	147	5.75%
WRITE IN	6	0.23%

Handwritten signatures:
 [Signature]
 [Signature]
 [Signature]
 [Signature]

Precinct Summary Report
 GENERAL ELECTION
 CHRISTIAN COUNTY, MISSOURI
 TUESDAY, NOVEMBER 3, 2020
 NOVEMBER 3, 2020 GENERAL ELECTION
 8. EAST FINLEY
 OFFICIAL RESULTS

Date: 11/13/2020
 Time: 10:02:31 AM
 Page 2/3

Registered Voters 4,734 - Total Ballots 2,617 : 55.28%

STATE REP. DIST. 140

Vote For 1			
Total Votes	2,301		
TRICIA DERGES (REP)	2,252	97.87%	
WRITE IN	49	2.13%	

CORONER

Vote For 1			
Total Votes	2,237		
MANDI YODER-ARMITAGE (REP)	2,209	98.75%	
WRITE IN	28	1.25%	

EASTERN COMMISSIONER

Vote For 1			
Total Votes	2,507		
LYNN MORRIS (REP)	1,951	77.82%	
NATHAN A. BILLED0 (DEM)	541	21.58%	
WRITE IN	15	0.60%	

PUBLIC ADMINISTRATOR

Vote For 1			
Total Votes	2,237		
KEN DAVIS (REP)	2,212	98.88%	
WRITE IN	25	1.12%	

SHERIFF

Vote For 1			
Total Votes	2,318		
BRAD COLE (REP)	2,266	97.76%	
WRITE IN	52	2.24%	

SUPREME COURT JUDGE BRECKENRIDGE

Vote For 1			
Total Votes	2,283		
YES	1,856	81.30%	
NO	427	18.70%	

ASSESSOR

Vote For 1			
Total Votes	2,252		
DANNY GRAY (REP)	2,224	98.76%	
WRITE IN	28	1.24%	

SOUTHERN DIST. APPEALS JUDGE LYNCH

Vote For 1			
Total Votes	2,269		
YES	1,882	82.94%	
NO	387	17.06%	

TREASURER

Vote For 1			
Total Votes	2,250		
KAREN MATTHEWS (REP)	2,207	98.09%	
WRITE IN	43	1.91%	

CONSTITUTIONAL AMENDMENT NO. 1

Vote For 1			
Total Votes	2,486		
YES	1,243	50.00%	
NO	1,243	50.00%	

Handwritten signatures:
 Lisa Russell
 [Signature]
 [Signature]

Precinct Summary Report
GENERAL ELECTION
CHRISTIAN COUNTY, MISSOURI
TUESDAY, NOVEMBER 3, 2020
NOVEMBER 3, 2020 GENERAL ELECTION
8. EAST FINLEY
OFFICIAL RESULTS

Date: 11/13/2020
Time: 10:02:31 AM
Page 3/3

Registered Voters 4,734 - Total Ballots 2,617 : 55.28%

CONSTITUTIONAL AMENDMENT NO. 3

Vote For 1		
Total Votes	2,495	
YES	1,473	59.04%
NO	1,022	40.96%

[Handwritten signature]
[Handwritten signature]
[Handwritten signature]
[Handwritten signature]

Registered Voters 490 - Total Ballots 349 : 71.22%

PRESIDENT AND VICE PRESIDENT

Vote For 1			
Total Votes	349		
DONALD J. TRUMP MICHAEL R. PENCE (REP)	293	83.95%	
JOSEPH R. BIDEN KAMALA D. HARRIS (DEM)	54	15.47%	
JO JORGENSEN JEREMY (SPIKE) COHEN (LIB)	0	0%	
HOWIE HAWKINS ANGELA NICOLE WALKER (GRN)	0	0%	
DON BLANKENSHIP WILLIAM MOHR (CST)	1	0.29%	
WRITE IN	1	0.29%	

GOVERNOR

Vote For 1			
Total Votes	348		
MIKE PARSON (REP)	287	82.47%	
NICOLE GALLOWAY (DEM)	57	16.38%	
RIK COMBS (LIB)	4	1.15%	
JEROME HOWARD BAUER (GRN)	0	0%	
WRITE IN	0	0%	

LIEUTENANT GOVERNOR

Vote For 1			
Total Votes	341		
MIKE KEHOE (REP)	283	82.99%	
ALISSIA CANADY (DEM)	51	14.96%	
BILL SLANTZ (LIB)	7	2.05%	
KELLEY DRAGOO (GRN)	0	0%	
WRITE IN	0	0%	

SECRETARY OF STATE

Vote For 1			
Total Votes	339		
JOHN R. (JAY) ASHCROFT (REP)	277	81.71%	
YINKA FALETI (DEM)	50	14.75%	
CARL HERMAN FREESE (LIB)	5	1.47%	
PAUL LEHMANN (GRN)	3	0.88%	
PAUL VENABLE (CST)	4	1.18%	
WRITE IN	0	0%	

STATE TREASURER

Vote For 1			
Total Votes	339		
SCOTT FITZPATRICK (REP)	279	82.30%	
VICKI LORENZ ENGLUND (DEM)	52	15.34%	
NICHOLAS (NICK) KASOFF (LIB)	5	1.47%	
JOSEPH CIVETTINI (GRN)	3	0.88%	
WRITE IN	0	0%	

ATTORNEY GENERAL

Vote For 1			
Total Votes	340		
ERIC SCHMITT (REP)	281	82.65%	
RICH FINNERAN (DEM)	51	15.00%	
KEVIN C BABCOCK (LIB)	8	2.35%	
WRITE IN	0	0%	

US REP. DIST. 7

Vote For 1			
Total Votes	336		
BILLY LONG (REP)	270	80.36%	
TERESA MONTSENY (DEM)	59	17.56%	
KEVIN CRAIG (LIB)	7	2.08%	
WRITE IN	0	0%	

Handwritten signatures:
 [Signature 1]
 [Signature 2]
 [Signature 3]
 [Signature 4]

Precinct Summary Report
 GENERAL ELECTION
 CHRISTIAN COUNTY, MISSOURI
 TUESDAY, NOVEMBER 3, 2020
 NOVEMBER 3, 2020 GENERAL ELECTION
 12. LEAD HILL/18. OLDFIELD
 OFFICIAL RESULTS

Date: 11/13/2020
 Time: 10:02:32 AM
 Page 2/3

Registered Voters 490 - Total Ballots 349 : 71.22%

STATE REP. DIST. 140

Vote For 1			
Total Votes	301		
TRICIA DERGES (REP)	298	99.00%	
WRITE IN	3	1.00%	

EASTERN COMMISSIONER

Vote For 1			
Total Votes	340		
LYNN MORRIS (REP)	263	77.35%	
NATHAN A. BILLED0 (DEM)	75	22.06%	
WRITE IN	2	0.59%	

SHERIFF

Vote For 1			
Total Votes	313		
BRAD COLE (REP)	311	99.36%	
WRITE IN	2	0.64%	

ASSESSOR

Vote For 1			
Total Votes	294		
DANNY GRAY (REP)	292	99.32%	
WRITE IN	2	0.68%	

TREASURER

Vote For 1			
Total Votes	290		
KAREN MATTHEWS (REP)	287	98.97%	
WRITE IN	3	1.03%	

CORONER

Vote For 1			
Total Votes	285		
MANDI YODER-ARMITAGE (REP)	283	99.30%	
WRITE IN	2	0.70%	

PUBLIC ADMINISTRATOR

Vote For 1			
Total Votes	294		
KEN DAVIS (REP)	293	99.66%	
WRITE IN	1	0.34%	

SUPREME COURT JUDGE BRECKENRIDGE

Vote For 1			
Total Votes	305		
YES	228	74.75%	
NO	77	25.25%	

SOUTHERN DIST. APPEALS JUDGE LYNCH

Vote For 1			
Total Votes	300		
YES	237	79.00%	
NO	63	21.00%	

CONSTITUTIONAL AMENDMENT NO. 1

Vote For 1			
Total Votes	325		
YES	192	59.08%	
NO	133	40.92%	

[Handwritten signatures]




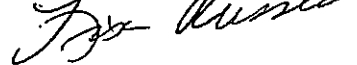
Precinct Summary Report
GENERAL ELECTION
CHRISTIAN COUNTY, MISSOURI
TUESDAY, NOVEMBER 3, 2020
NOVEMBER 3, 2020 GENERAL ELECTION
12. LEAD HILL/18. OLDFIELD
OFFICIAL RESULTS

Date: 11/13/2020
Time: 10:02:32 AM
Page 3/3

Registered Voters 490 - Total Ballots 349 : 71.22%

CONSTITUTIONAL AMENDMENT NO. 3

Vote For 1		
Total Votes	331	
YES	213	64.35%
NO	118	35.65%

Registered Voters 2,126 - Total Ballots 1,086 : 51.08%

PRESIDENT AND VICE PRESIDENT

Vote For 1 Total Votes	1,084	
DONALD J. TRUMP MICHAEL R. PENCE (REP)	908	83.76%
JOSEPH R. BIDEN KAMALA D. HARRIS (DEM)	148	13.65%
JO JORGENSEN JEREMY (SPIKE) COHEN (LIB)	25	2.31%
HOWIE HAWKINS ANGELA NICOLE WALKER (GRN)	2	0.18%
DON BLANKENSHIP WILLIAM MOHR (CST)	0	0%
WRITE IN	1	0.09%

SECRETARY OF STATE

Vote For 1 Total Votes	1,068	
JOHN R. (JAY) ASHCROFT (REP)	911	85.30%
YINKA FALETI (DEM)	124	11.61%
CARL HERMAN FREESE (LIB)	20	1.87%
PAUL LEHMANN (GRN)	4	0.37%
PAUL VENABLE (CST)	9	0.84%
WRITE IN	0	0%

STATE TREASURER

Vote For 1 Total Votes	1,057	
SCOTT FITZPATRICK (REP)	898	84.96%
VICKI LORENZ ENGLUND (DEM)	124	11.73%
NICHOLAS (NICK) KASOFF (LIB)	31	2.93%
JOSEPH CIVETTINI (GRN)	3	0.28%
WRITE IN	1	0.09%

GOVERNOR

Vote For 1 Total Votes	1,075	
MIKE PARSON (REP)	891	82.88%
NICOLE GALLOWAY (DEM)	157	14.60%
RIK COMBS (LIB)	24	2.23%
JEROME HOWARD BAUER (GRN)	1	0.09%
WRITE IN	2	0.19%

ATTORNEY GENERAL

Vote For 1 Total Votes	1,062	
ERIC SCHMITT (REP)	916	86.25%
RICH FINNERAN (DEM)	117	11.02%
KEVIN C BABCOCK (LIB)	29	2.73%
WRITE IN	0	0%

LIEUTENANT GOVERNOR

Vote For 1 Total Votes	1,067	
MIKE KEHOE (REP)	906	84.91%
ALISSIA CANADY (DEM)	131	12.28%
BILL SLANTZ (LIB)	20	1.87%
KELLEY DRAGOO (GRN)	10	0.94%
WRITE IN	0	0%

US REP. DIST. 7

Vote For 1 Total Votes	1,061	
BILLY LONG (REP)	849	80.02%
TERESA MONTSENY (DEM)	151	14.23%
KEVIN CRAIG (LIB)	58	5.47%
WRITE IN	3	0.28%

*For [Signature] For Russell
 [Signature]
 Carl [Signature]*

Precinct Summary Report
 GENERAL ELECTION
 CHRISTIAN COUNTY, MISSOURI
 TUESDAY, NOVEMBER 3, 2020
 NOVEMBER 3, 2020 GENERAL ELECTION
 33. LINCOLN #2
 OFFICIAL RESULTS

Date: 11/13/2020
 Time: 10:02:34 AM
 Page 2/3

Registered Voters 2,126 - Total Ballots 1,086 : 51.08%

STATE REP. DIST. 138			
Vote For 1			
Total Votes	305		
BRAD HUDSON (REP)	303	99.34%	
WRITE IN	2	0.66%	

ASSESSOR			
Vote For 1			
Total Votes	980		
DANNY GRAY (REP)	971	99.08%	
WRITE IN	9	0.92%	

STATE REP. DIST. 139			
Vote For 1			
Total Votes	729		
JERED TAYLOR (REP)	609	83.54%	
DARLENE GRAHAM (DEM)	119	16.32%	
WRITE IN	1	0.14%	

TREASURER			
Vote For 1			
Total Votes	975		
KAREN MATTHEWS (REP)	966	99.08%	
WRITE IN	9	0.92%	

STATE REP. DIST. 140			
Vote For 1			
Total Votes	0		
TRICIA DERGES (REP)	0	0%	
WRITE IN	0	0%	

CORONER			
Vote For 1			
Total Votes	969		
MANDI YODER-ARMITAGE (REP)	963	99.38%	
WRITE IN	6	0.62%	

WESTERN COMMISSIONER			
Vote For 1			
Total Votes	983		
HOSEA BILYEU (REP)	973	98.98%	
WRITE IN	10	1.02%	

PUBLIC ADMINISTRATOR			
Vote For 1			
Total Votes	971		
KEN DAVIS (REP)	963	99.18%	
WRITE IN	8	0.82%	

SHERIFF			
Vote For 1			
Total Votes	991		
BRAD COLE (REP)	966	97.48%	
WRITE IN	25	2.52%	

SUPREME COURT JUDGE BRECKENRIDGE			
Vote For 1			
Total Votes	978		
YES	811	82.92%	
NO	167	17.08%	

Handwritten signatures:
 The Clerk
 [Signature]
 [Signature]
 [Signature]

Registered Voters 2,126 - Total Ballots 1,086 : 51.08%

SOUTHERN DIST. APPEALS JUDGE LYNCH


Vote For 1		
Total Votes	976	
YES	813	83.30%
NO	163	16.70%

CONSTITUTIONAL AMENDMENT NO. 1

Vote For 1		
Total Votes	1,037	
YES	539	51.98%
NO	498	48.02%

CONSTITUTIONAL AMENDMENT NO. 3

Vote For 1		
Total Votes	1,038	
YES	672	64.74%
NO	366	35.26%


Robert Green
Caleb Cook
Dy Russell

Registered Voters 2,917 - Total Ballots 1,599 : 54.82%

PRESIDENT AND VICE PRESIDENT

Vote For 1 Total Votes	1,594	
DONALD J. TRUMP MICHAEL R. PENCE (REP)	1,350	84.69%
JOSEPH R. BIDEN KAMALA D. HARRIS (DEM)	215	13.49%
JO JORGENSEN JEREMY (SPIKE) COHEN (LIB)	24	1.51%
HOWIE HAWKINS ANGELA NICOLE WALKER (GRN)	2	0.13%
DON BLANKENSHIP WILLIAM MOHR (CST)	0	0%
WRITE IN	3	0.19%

GOVERNOR

Vote For 1 Total Votes	1,595	
MIKE PARSON (REP)	1,336	83.76%
NICOLE GALLOWAY (DEM)	222	13.92%
RIK COMBS (LIB)	30	1.88%
JEROME HOWARD BAUER (GRN)	5	0.31%
WRITE IN	2	0.13%

LIEUTENANT GOVERNOR

Vote For 1 Total Votes	1,582	
MIKE KEHOE (REP)	1,340	84.70%
ALISSIA CANADY (DEM)	207	13.08%
BILL SLANTZ (LIB)	25	1.58%
KELLEY DRAGOO (GRN)	9	0.57%
WRITE IN	1	0.06%

SECRETARY OF STATE

Vote For 1 Total Votes	1,586	
JOHN R. (JAY) ASHCROFT (REP)	1,343	84.68%
YINKA FALETI (DEM)	208	13.11%
CARL HERMAN FREESE (LIB)	27	1.70%
PAUL LEHMANN (GRN)	2	0.13%
PAUL VENABLE (CST)	6	0.38%
WRITE IN	0	0%

STATE TREASURER

Vote For 1 Total Votes	1,572	
SCOTT FITZPATRICK (REP)	1,348	85.75%
VICKI LORENZ ENGLUND (DEM)	190	12.09%
NICHOLAS (NICK) KASOFF (LIB)	29	1.84%
JOSEPH CIVETTINI (GRN)	4	0.25%
WRITE IN	1	0.06%

ATTORNEY GENERAL

Vote For 1 Total Votes	1,568	
ERIC SCHMITT (REP)	1,348	85.97%
RICH FINNERAN (DEM)	191	12.18%
KEVIN C BABCOCK (LIB)	29	1.85%
WRITE IN	0	0%

US REP. DIST. 7

Vote For 1 Total Votes	1,577	
BILLY LONG (REP)	1,286	81.55%
TERESA MONTSENY (DEM)	231	14.65%
KEVIN CRAIG (LIB)	56	3.55%
WRITE IN	4	0.25%

Will
Don Russell
John Guba
Bob Coe

Precinct Summary Report
 GENERAL ELECTION
 CHRISTIAN COUNTY, MISSOURI
 TUESDAY, NOVEMBER 3, 2020
 NOVEMBER 3, 2020 GENERAL ELECTION
 9. NORTH GALLOWAY
 OFFICIAL RESULTS

Date: 11/13/2020
 Time: 10:02:32 AM
 Page 2/3

Registered Voters 2,917 - Total Ballots 1,599 : 54.82%

STATE REP. DIST. 139

Vote For 1 Total Votes	1,385	
JERED TAYLOR (REP)	1,093	78.92%
DARLENE GRAHAM (DEM)	290	20.94%
WRITE IN	2	0.14%

STATE REP. DIST. 140

Vote For 1 Total Votes	174	
TRICIA DERGES (REP)	174	100.00%
WRITE IN	0	0%

WESTERN COMMISSIONER

Vote For 1 Total Votes	1,444	
HOSEA BILYEU (REP)	1,423	98.55%
WRITE IN	21	1.45%

SHERIFF

Vote For 1 Total Votes	1,437	
BRAD COLE (REP)	1,402	97.56%
WRITE IN	35	2.44%

ASSESSOR

Vote For 1 Total Votes	1,418	
DANNY GRAY (REP)	1,401	98.80%
WRITE IN	17	1.20%

TREASURER

Vote For 1 Total Votes	1,417	
KAREN MATTHEWS (REP)	1,404	99.08%
WRITE IN	13	0.92%

CORONER

Vote For 1 Total Votes	1,411	
MANDI YODER-ARMITAGE (REP)	1,399	99.15%
WRITE IN	12	0.85%

PUBLIC ADMINISTRATOR

Vote For 1 Total Votes	1,404	
KEN DAVIS (REP)	1,388	98.86%
WRITE IN	16	1.14%

SUPREME COURT JUDGE BRECKENRIDGE

Vote For 1 Total Votes	1,406	
YES	1,139	81.01%
NO	267	18.99%

SOUTHERN DIST. APPEALS JUDGE LYNCH

Vote For 1 Total Votes	1,395	
YES	1,159	83.08%
NO	236	16.92%

W. H. ...
Joe Ramsey
Paul ...
Carl ...

Precinct Summary Report
GENERAL ELECTION
CHRISTIAN COUNTY, MISSOURI
TUESDAY, NOVEMBER 3, 2020
NOVEMBER 3, 2020 GENERAL ELECTION
9. NORTH GALLOWAY
OFFICIAL RESULTS

Date: 11/13/2020
Time: 10:02:32 AM
Page 3/3

Registered Voters 2,917 - Total Ballots 1,599 : 54.82%

CONSTITUTIONAL AMENDMENT NO. 1

Vote For 1		
Total Votes	1,553	
YES	808	52.03%
NO	745	47.97%

CONSTITUTIONAL AMENDMENT NO. 3

Vote For 1		
Total Votes	1,567	
YES	992	63.31%
NO	575	36.69%

[Handwritten signatures]
Tom [unclear]
Allen Cordova
Caleb Essick
John Russell

Registered Voters 1,670 - Total Ballots 1,070 : 64.07%

PRESIDENT AND VICE PRESIDENT

Vote For 1		
Total Votes	1,070	
DONALD J. TRUMP MICHAEL R. PENCE (REP)	894	83.55%
JOSEPH R. BIDEN KAMALA D. HARRIS (DEM)	161	15.05%
JO JORGENSEN JEREMY (SPIKE) COHEN (LIB)	10	0.93%
HOWIE HAWKINS ANGELA NICOLE WALKER (GRN)	2	0.19%
DON BLANKENSHIP WILLIAM MOHR (CST)	3	0.28%
WRITE IN	0	0%

SECRETARY OF STATE

Vote For 1		
Total Votes	1,054	
JOHN R. (JAY) ASHCROFT (REP)	892	84.63%
YINKA FALETI (DEM)	138	13.09%
CARL HERMAN FREESE (LIB)	13	1.23%
PAUL LEHMANN (GRN)	5	0.47%
PAUL VENABLE (CST)	6	0.57%
WRITE IN	0	0%

STATE TREASURER

Vote For 1		
Total Votes	1,045	
SCOTT FITZPATRICK (REP)	899	86.03%
VICKI LORENZ ENGLUND (DEM)	121	11.58%
NICHOLAS (NICK) KASOFF (LIB)	21	2.01%
JOSEPH CIVETTINI (GRN)	4	0.38%
WRITE IN	0	0%

GOVERNOR

Vote For 1		
Total Votes	1,064	
MIKE PARSON (REP)	880	82.71%
NICOLE GALLOWAY (DEM)	161	15.13%
RIK COMBS (LIB)	16	1.50%
JEROME HOWARD BAUER (GRN)	7	0.66%
WRITE IN	0	0%

ATTORNEY GENERAL

Vote For 1		
Total Votes	1,041	
ERIC SCHMITT (REP)	887	85.21%
RICH FINNERAN (DEM)	127	12.20%
KEVIN C BABCOCK (LIB)	27	2.59%
WRITE IN	0	0%

LIEUTENANT GOVERNOR

Vote For 1		
Total Votes	1,042	
MIKE KEHOE (REP)	892	85.60%
ALISSIA CANADY (DEM)	126	12.09%
BILL SLANTZ (LIB)	14	1.34%
KELLEY DRAGOO (GRN)	8	0.77%
WRITE IN	2	0.19%

US REP. DIST. 7

Vote For 1		
Total Votes	1,045	
BILLY LONG (REP)	845	80.86%
TERESA MONTSENY (DEM)	152	14.55%
KEVIN CRAIG (LIB)	47	4.50%
WRITE IN	1	0.10%

Handwritten signatures:
 [Signature 1]
 [Signature 2]
 [Signature 3]
 [Signature 4]

Precinct Summary Report
 GENERAL ELECTION
 CHRISTIAN COUNTY, MISSOURI
 TUESDAY, NOVEMBER 3, 2020
 NOVEMBER 3, 2020 GENERAL ELECTION
 10. SOUTH GALLOWAY
 OFFICIAL RESULTS

Date: 11/13/2020
 Time: 10:02:32 AM
 Page 2/3

Registered Voters 1,670 - Total Ballots 1,070 : 64.07%

STATE REP. DIST. 139		
Vote For 1		
Total Votes	889	
JERED TAYLOR (REP)	716	80.54%
DARLENE GRAHAM (DEM)	172	19.35%
WRITE IN	1	0.11%

TREASURER		
Vote For 1		
Total Votes	938	
KAREN MATTHEWS (REP)	932	99.36%
WRITE IN	6	0.64%

STATE REP. DIST. 140		
Vote For 1		
Total Votes	137	
TRICIA DERGES (REP)	136	99.27%
WRITE IN	1	0.73%

CORONER		
Vote For 1		
Total Votes	936	
MANDI YODER-ARMITAGE (REP)	932	99.57%
WRITE IN	4	0.43%

WESTERN COMMISSIONER		
Vote For 1		
Total Votes	965	
HOSEA BILYEU (REP)	955	98.96%
WRITE IN	10	1.04%

PUBLIC ADMINISTRATOR		
Vote For 1		
Total Votes	936	
KEN DAVIS (REP)	934	99.79%
WRITE IN	2	0.21%

SHERIFF		
Vote For 1		
Total Votes	963	
BRAD COLE (REP)	945	98.13%
WRITE IN	18	1.87%

SUPREME COURT JUDGE BRECKENRIDGE		
Vote For 1		
Total Votes	955	
YES	777	81.36%
NO	178	18.64%

ASSESSOR		
Vote For 1		
Total Votes	947	
DANNY GRAY (REP)	942	99.47%
WRITE IN	5	0.53%

SOUTHERN DIST. APPEALS JUDGE LYNCH		
Vote For 1		
Total Votes	946	
YES	808	85.41%
NO	138	14.59%

Eric Russell
Robert Brown
Carl Cook

Registered Voters 1,670 - Total Ballots 1,070 : 64.07%

CONSTITUTIONAL AMENDMENT NO. 1

Vote For 1		
Total Votes	1,026	
YES	527	51.36%
NO	499	48.64%

CONSTITUTIONAL AMENDMENT NO. 3

Vote For 1		
Total Votes	1,034	
YES	645	62.38%
NO	389	37.62%

[Handwritten signatures]
James L. Gorman
Carl Esch
Jim Russell

Registered Voters 2,455 - Total Ballots 1,553 : 63.26%

PRESIDENT AND VICE PRESIDENT

Vote For 1			
Total Votes	1,552		
DONALD J. TRUMP MICHAEL R. PENCE (REP)	1,259	81.12%	
JOSEPH R. BIDEN KAMALA D. HARRIS (DEM)	266	17.14%	
JO JORGENSEN JEREMY (SPIKE) COHEN (LIB)	17	1.10%	
HOWIE HAWKINS ANGELA NICOLE WALKER (GRN)	5	0.32%	
DON BLANKENSHIP WILLIAM MOHR (CST)	3	0.19%	
WRITE IN	2	0.13%	

GOVERNOR

Vote For 1			
Total Votes	1,538		
MIKE PARSON (REP)	1,218	79.19%	
NICOLE GALLOWAY (DEM)	279	18.14%	
RIK COMBS (LIB)	30	1.95%	
JEROME HOWARD BAUER (GRN)	10	0.65%	
WRITE IN	1	0.07%	

LIEUTENANT GOVERNOR

Vote For 1			
Total Votes	1,520		
MIKE KEHOE (REP)	1,231	80.99%	
ALISSIA CANADY (DEM)	244	16.05%	
BILL SLANTZ (LIB)	29	1.91%	
KELLEY DRAGOO (GRN)	14	0.92%	
WRITE IN	2	0.13%	

Paul Brown
Carl E. Reich

SECRETARY OF STATE

Vote For 1			
Total Votes	1,528		
JOHN R. (JAY) ASHCROFT (REP)	1,234	80.76%	
YINKA FALETI (DEM)	243	15.90%	
CARL HERMAN FREESE (LIB)	30	1.96%	
PAUL LEHMANN (GRN)	9	0.59%	
PAUL VENABLE (CST)	11	0.72%	
WRITE IN	1	0.07%	

STATE TREASURER

Vote For 1			
Total Votes	1,517		
SCOTT FITZPATRICK (REP)	1,236	81.48%	
VICKI LORENZ ENGLUND (DEM)	238	15.69%	
NICHOLAS (NICK) KASOFF (LIB)	32	2.11%	
JOSEPH CIVETTINI (GRN)	9	0.59%	
WRITE IN	2	0.13%	

ATTORNEY GENERAL

Vote For 1			
Total Votes	1,521		
ERIC SCHMITT (REP)	1,249	82.12%	
RICH FINNERAN (DEM)	232	15.25%	
KEVIN C BABCOCK (LIB)	39	2.56%	
WRITE IN	1	0.07%	

US REP. DIST. 7

Vote For 1			
Total Votes	1,522		
BILLY LONG (REP)	1,151	75.62%	
TERESA MONTSENY (DEM)	278	18.27%	
KEVIN CRAIG (LIB)	88	5.78%	
WRITE IN	5	0.33%	

Precinct Summary Report
 GENERAL ELECTION
 CHRISTIAN COUNTY, MISSOURI
 TUESDAY, NOVEMBER 3, 2020
 NOVEMBER 3, 2020 GENERAL ELECTION
 13. LINCOLN #1
 OFFICIAL RESULTS

Date: 11/13/2020
 Time: 10:02:32 AM
 Page 2/3

Registered Voters 2,455 - Total Ballots 1,553 : 63.26%

STATE REP. DIST. 139			
Vote For 1			
Total Votes	1,507		
JERED TAYLOR (REP)	1,225	81.29%	
DARLENE GRAHAM (DEM)	277	18.38%	
WRITE IN	5	0.33%	

CORONER			
Vote For 1			
Total Votes	1,357		
MANDI YODER-ARMITAGE (REP)	1,346	99.19%	
WRITE IN	11	0.81%	

WESTERN COMMISSIONER			
Vote For 1			
Total Votes	1,407		
HOSEA BILYEU (REP)	1,383	98.29%	
WRITE IN	24	1.71%	

PUBLIC ADMINISTRATOR			
Vote For 1			
Total Votes	1,352		
KEN DAVIS (REP)	1,343	99.33%	
WRITE IN	9	0.67%	

SHERIFF			
Vote For 1			
Total Votes	1,403		
BRAD COLE (REP)	1,371	97.72%	
WRITE IN	32	2.28%	

SUPREME COURT JUDGE BRECKENRIDGE			
Vote For 1			
Total Votes	1,388		
YES	1,155	83.21%	
NO	233	16.79%	

ASSESSOR			
Vote For 1			
Total Votes	1,363		
DANNY GRAY (REP)	1,353	99.27%	
WRITE IN	10	0.73%	

SOUTHERN DIST. APPEALS JUDGE LYNCH			
Vote For 1			
Total Votes	1,385		
YES	1,182	85.34%	
NO	203	14.66%	

TREASURER			
Vote For 1			
Total Votes	1,353		
KAREN MATTHEWS (REP)	1,344	99.33%	
WRITE IN	9	0.67%	

CONSTITUTIONAL AMENDMENT NO. 1			
Vote For 1			
Total Votes	1,500		
YES	796	53.07%	
NO	704	46.93%	

Paul Esrich
Jim Dunne
Steve Braker

Precinct Summary Report
GENERAL ELECTION
CHRISTIAN COUNTY, MISSOURI
TUESDAY, NOVEMBER 3, 2020
NOVEMBER 3, 2020 GENERAL ELECTION
13. LINCOLN #1
OFFICIAL RESULTS

Date: 11/13/2020
Time: 10:02:32 AM
Page 3/3

Registered Voters 2,455 - Total Ballots 1,553 : 63.26%

CONSTITUTIONAL AMENDMENT NO. 3

Vote For 1			
Total Votes	1,507		
YES	902	59.85%	
NO	605	40.15%	

Back Esits

[Signature]
[Signature]
[Signature]

Registered Voters 767 - Total Ballots 563 : 73.40%

PRESIDENT AND VICE PRESIDENT

Vote For 1			
Total Votes	563		
DONALD J. TRUMP MICHAEL R. PENCE (REP)	461	81.88%	
JOSEPH R. BIDEN KAMALA D. HARRIS (DEM)	97	17.23%	
JO JORGENSEN JEREMY (SPIKE) COHEN (LIB)	2	0.36%	
HOWIE HAWKINS ANGELA NICOLE WALKER (GRN)	0	0%	
DON BLANKENSHIP WILLIAM MOHR (CST)	1	0.18%	
WRITE IN	2	0.36%	

GOVERNOR

Vote For 1			
Total Votes	561		
MIKE PARSON (REP)	453	80.75%	
NICOLE GALLOWAY (DEM)	95	16.93%	
RIK COMBS (LIB)	11	1.96%	
JEROME HOWARD BAUER (GRN)	2	0.36%	
WRITE IN	0	0%	

LIEUTENANT GOVERNOR

Vote For 1			
Total Votes	554		
MIKE KEHOE (REP)	460	83.03%	
ALISSIA CANADY (DEM)	84	15.16%	
BILL SLANTZ (LIB)	6	1.08%	
KELLEY DRAGOO (GRN)	3	0.54%	
WRITE IN	1	0.18%	

SECRETARY OF STATE

Vote For 1			
Total Votes	554		
JOHN R. (JAY) ASHCROFT (REP)	443	79.96%	
YINKA FALETI (DEM)	90	16.25%	
CARL HERMAN FREESE (LIB)	10	1.81%	
PAUL LEHMANN (GRN)	1	0.18%	
PAUL VENABLE (CST)	7	1.26%	
WRITE IN	3	0.54%	

STATE TREASURER

Vote For 1			
Total Votes	552		
SCOTT FITZPATRICK (REP)	457	82.79%	
VICKI LORENZ ENGLUND (DEM)	80	14.49%	
NICHOLAS (NICK) KASOFF (LIB)	11	1.99%	
JOSEPH CIVETTINI (GRN)	3	0.54%	
WRITE IN	1	0.18%	

ATTORNEY GENERAL

Vote For 1			
Total Votes	555		
ERIC SCHMITT (REP)	461	83.06%	
RICH FINNERAN (DEM)	74	13.33%	
KEVIN C BABCOCK (LIB)	19	3.42%	
WRITE IN	1	0.18%	

US REP. DIST. 7

Vote For 1			
Total Votes	554		
BILLY LONG (REP)	425	76.71%	
TERESA MONTSENY (DEM)	95	17.15%	
KEVIN CRAIG (LIB)	29	5.23%	
WRITE IN	5	0.90%	

For [Signature]
Don Kewell
John Broderick
Barb Esch

Precinct Summary Report
 GENERAL ELECTION
 CHRISTIAN COUNTY, MISSOURI
 TUESDAY, NOVEMBER 3, 2020
 NOVEMBER 3, 2020 GENERAL ELECTION
 15. NORTH LINN
 OFFICIAL RESULTS

Date: 11/13/2020
 Time: 10:02:32 AM
 Page 2/3

Registered Voters 767 - Total Ballots 563 : 73.40%

STATE REP. DIST. 140

Vote For 1			
Total Votes	487		
TRICIA DERGES (REP)	481	98.77%	
WRITE IN	6	1.23%	

EASTERN COMMISSIONER

Vote For 1			
Total Votes	547		
LYNN MORRIS (REP)	425	77.70%	
NATHAN A. BILLEDO (DEM)	117	21.39%	
WRITE IN	5	0.91%	

SHERIFF

Vote For 1			
Total Votes	492		
BRAD COLE (REP)	480	97.56%	
WRITE IN	12	2.44%	

ASSESSOR

Vote For 1			
Total Votes	492		
DANNY GRAY (REP)	485	98.58%	
WRITE IN	7	1.42%	

TREASURER

Vote For 1			
Total Votes	483		
KAREN MATTHEWS (REP)	470	97.31%	
WRITE IN	13	2.69%	

CORONER

Vote For 1			
Total Votes	483		
MANDI YODER-ARMITAGE (REP)	478	98.96%	
WRITE IN	5	1.04%	

PUBLIC ADMINISTRATOR

Vote For 1			
Total Votes	485		
KEN DAVIS (REP)	481	99.18%	
WRITE IN	4	0.82%	

SUPREME COURT JUDGE BRECKENRIDGE

Vote For 1			
Total Votes	518		
YES	412	79.54%	
NO	106	20.46%	

SOUTHERN DIST. APPEALS JUDGE LYNCH

Vote For 1			
Total Votes	513		
YES	410	79.92%	
NO	103	20.08%	

CONSTITUTIONAL AMENDMENT NO. 1

Vote For 1			
Total Votes	547		
YES	268	48.99%	
NO	279	51.01%	

Tom Russell
John Cochran
Paul Essick

Precinct Summary Report
GENERAL ELECTION
CHRISTIAN COUNTY, MISSOURI
TUESDAY, NOVEMBER 3, 2020
NOVEMBER 3, 2020 GENERAL ELECTION
15. NORTH LINN
OFFICIAL RESULTS

Date: 11/13/2020
Time: 10:02:32 AM
Page 3/3

Registered Voters 767 - Total Ballots 563 : 73.40%

CONSTITUTIONAL AMENDMENT NO. 3

Vote For 1		
Total Votes	549	
YES	346	63.02%
NO	203	36.98%

[Handwritten signatures]
Paul
Dylan Graham
Caleb Esch
Anna Russell

Registered Voters 1,809 - Total Ballots 1,136 : 62.80%

PRESIDENT AND VICE PRESIDENT

Vote For 1 Total Votes	1,134	
DONALD J. TRUMP MICHAEL R. PENCE (REP)	920	81.13%
JOSEPH R. BIDEN KAMALA D. HARRIS (DEM)	195	17.20%
JO JORGENSEN JEREMY (SPIKE) COHEN (LIB)	13	1.15%
HOWIE HAWKINS ANGELA	2	0.18%
NICOLE WALKER (GRN)		
DON BLANKENSHIP WILLIAM MOHR (CST)	2	0.18%
WRITE IN	2	0.18%

GOVERNOR

Vote For 1 Total Votes	1,128	
MIKE PARSON (REP)	915	81.12%
NICOLE GALLOWAY (DEM)	187	16.58%
RIK COMBS (LIB)	24	2.13%
JEROME HOWARD BAUER (GRN)	2	0.18%
WRITE IN	0	0%

LIEUTENANT GOVERNOR

Vote For 1 Total Votes	1,114	
MIKE KEHOE (REP)	921	82.68%
ALISSIA CANADY (DEM)	161	14.45%
BILL SLANTZ (LIB)	20	1.80%
KELLEY DRAGOO (GRN)	11	0.99%
WRITE IN	1	0.09%

SECRETARY OF STATE

Vote For 1 Total Votes	1,112	
JOHN R. (JAY) ASHCROFT (REP)	911	81.92%
YINKA FALETI (DEM)	157	14.12%
CARL HERMAN FREESE (LIB)	25	2.25%
PAUL LEHMANN (GRN)	6	0.54%
PAUL VENABLE (CST)	13	1.17%
WRITE IN	0	0%

STATE TREASURER

Vote For 1 Total Votes	1,106	
SCOTT FITZPATRICK (REP)	923	83.45%
VICKI LORENZ ENGLUND (DEM)	151	13.65%
NICHOLAS (NICK) KASOFF (LIB)	27	2.44%
JOSEPH CIVETTINI (GRN)	4	0.36%
WRITE IN	1	0.09%

ATTORNEY GENERAL

Vote For 1 Total Votes	1,107	
ERIC SCHMITT (REP)	918	82.93%
RICH FINNERAN (DEM)	152	13.73%
KEVIN C BABCOCK (LIB)	37	3.34%
WRITE IN	0	0%

US REP. DIST. 7

Vote For 1 Total Votes	1,111	
BILLY LONG (REP)	855	76.96%
TERESA MONTSENY (DEM)	185	16.65%
KEVIN CRAIG (LIB)	60	5.40%
WRITE IN	11	0.99%

John C. Graham
Dir. Runell

Precinct Summary Report
 GENERAL ELECTION
 CHRISTIAN COUNTY, MISSOURI
 TUESDAY, NOVEMBER 3, 2020
 NOVEMBER 3, 2020 GENERAL ELECTION
 17. McCRACKEN
 OFFICIAL RESULTS

Date: 11/13/2020
 Time: 10:02:32 AM
 Page 2/3

Registered Voters 1,809 - Total Ballots 1,136 : 62.80%

STATE REP. DIST. 140		
Vote For 1		
Total Votes	1,014	
TRICIA DERGES (REP)	988	97.44%
WRITE IN	26	2.56%

CORONER		
Vote For 1		
Total Votes	1,000	
MANDI YODER-ARMITAGE (REP)	987	98.70%
WRITE IN	13	1.30%

EASTERN COMMISSIONER		
Vote For 1		
Total Votes	1,090	
LYNN MORRIS (REP)	851	78.07%
NATHAN A. BILLED0 (DEM)	222	20.37%
WRITE IN	17	1.56%

PUBLIC ADMINISTRATOR		
Vote For 1		
Total Votes	1,001	
KEN DAVIS (REP)	988	98.70%
WRITE IN	13	1.30%

SHERIFF		
Vote For 1		
Total Votes	1,032	
BRAD COLE (REP)	994	96.32%
WRITE IN	38	3.68%

SUPREME COURT JUDGE BRECKENRIDGE		
Vote For 1		
Total Votes	1,020	
YES	842	82.55%
NO	178	17.45%

ASSESSOR		
Vote For 1		
Total Votes	1,004	
DANNY GRAY (REP)	984	98.01%
WRITE IN	20	1.99%

SOUTHERN DIST. APPEALS JUDGE LYNCH		
Vote For 1		
Total Votes	1,017	
YES	839	82.50%
NO	178	17.50%

TREASURER		
Vote For 1		
Total Votes	998	
KAREN MATTHEWS (REP)	979	98.10%
WRITE IN	19	1.90%

CONSTITUTIONAL AMENDMENT NO. 1		
Vote For 1		
Total Votes	1,088	
YES	535	49.17%
NO	553	50.83%

Don Russell
Robert Baker
Carl Esch

Registered Voters 1,809 - Total Ballots 1,136 : 62.80%

CONSTITUTIONAL AMENDMENT NO. 3

Vote For 1	.
Total Votes	1,097
YES	668 60.89%
NO	429 39.11%

[Signature]
James Gosbee
Carl Esch
Don Russell

Registered Voters 2,433 - Total Ballots 1,690 : 69.46%

PRESIDENT AND VICE PRESIDENT

Vote For 1			
Total Votes	1,685		
DONALD J. TRUMP MICHAEL R. PENCE (REP)	1,365	81.01%	
JOSEPH R. BIDEN KAMALA D. HARRIS (DEM)	289	17.15%	
JO JORGENSEN JEREMY (SPIKE) COHEN (LIB)	18	1.07%	
HOWIE HAWKINS ANGELA NICOLE WALKER (GRN)	2	0.12%	
DON BLANKENSHIP WILLIAM MOHR (CST)	6	0.36%	
WRITE IN	5	0.30%	

GOVERNOR

Vote For 1			
Total Votes	1,676		
MIKE PARSON (REP)	1,376	82.10%	
NICOLE GALLOWAY (DEM)	265	15.81%	
RIK COMBS (LIB)	25	1.49%	
JEROME HOWARD BAUER (GRN)	10	0.60%	
WRITE IN	0	0%	

LIEUTENANT GOVERNOR

Vote For 1			
Total Votes	1,658		
MIKE KEHOE (REP)	1,385	83.53%	
ALISSIA CANADY (DEM)	236	14.23%	
BILL SLANTZ (LIB)	22	1.33%	
KELLEY DRAGOO (GRN)	15	0.90%	
WRITE IN	0	0%	

SECRETARY OF STATE

Vote For 1			
Total Votes	1,663		
JOHN R. (JAY) ASHCROFT (REP)	1,373	82.56%	
YINKA FALETI (DEM)	229	13.77%	
CARL HERMAN FREESE (LIB)	32	1.92%	
PAUL LEHMANN (GRN)	17	1.02%	
PAUL VENABLE (CST)	12	0.72%	
WRITE IN	0	0%	

STATE TREASURER

Vote For 1			
Total Votes	1,651		
SCOTT FITZPATRICK (REP)	1,376	83.34%	
VICKI LORENZ ENGLUND (DEM)	236	14.29%	
NICHOLAS (NICK) KASOFF (LIB)	28	1.70%	
JOSEPH CIVETTINI (GRN)	11	0.67%	
WRITE IN	0	0%	

ATTORNEY GENERAL

Vote For 1			
Total Votes	1,651		
ERIC SCHMITT (REP)	1,381	83.65%	
RICH FINNERAN (DEM)	228	13.81%	
KEVIN C BABCOCK (LIB)	42	2.54%	
WRITE IN	0	0%	

US REP. DIST. 7

Vote For 1			
Total Votes	1,662		
BILLY LONG (REP)	1,299	78.16%	
TERESA MONTSENY (DEM)	279	16.79%	
KEVIN CRAIG (LIB)	82	4.93%	
WRITE IN	2	0.12%	

[Handwritten signatures]
 Mike Kehoe
 Alissia Canady
 Bill Slantz
 Kelley Drago
 Mike Parson
 Nicole Galloway
 Rik Combs
 Jerome Howard Bauer
 Eric Schmitt
 Rich Finneran
 Kevin C Babcock

Precinct Summary Report
 GENERAL ELECTION
 CHRISTIAN COUNTY, MISSOURI
 TUESDAY, NOVEMBER 3, 2020
 NOVEMBER 3, 2020 GENERAL ELECTION
 20. POLK
 OFFICIAL RESULTS

Date: 11/13/2020
 Time: 10:02:33 AM
 Page 2/3

Registered Voters 2,433 - Total Ballots 1,690 : 69.46%

STATE REP. DIST. 138

Vote For 1			
Total Votes	1,510		
BRAD HUDSON (REP)	1,493	98.87%	
WRITE IN	17	1.13%	

WESTERN COMMISSIONER

Vote For 1			
Total Votes	1,504		
HOSEA BILYEU (REP)	1,483	98.60%	
WRITE IN	21	1.40%	

SHERIFF

Vote For 1			
Total Votes	1,514		
BRAD COLE (REP)	1,488	98.28%	
WRITE IN	26	1.72%	

ASSESSOR

Vote For 1			
Total Votes	1,491		
DANNY GRAY (REP)	1,479	99.20%	
WRITE IN	12	0.80%	

TREASURER

Vote For 1			
Total Votes	1,481		
KAREN MATTHEWS (REP)	1,466	98.99%	
WRITE IN	15	1.01%	

CORONER

Vote For 1			
Total Votes	1,475		
MANDI YODER-ARMITAGE (REP)	1,464	99.25%	
WRITE IN	11	0.75%	

PUBLIC ADMINISTRATOR

Vote For 1			
Total Votes	1,478		
KEN DAVIS (REP)	1,468	99.32%	
WRITE IN	10	0.68%	

SUPREME COURT JUDGE BRECKENRIDGE

Vote For 1			
Total Votes	1,530		
YES	1,281	83.73%	
NO	249	16.27%	

SOUTHERN DIST. APPEALS JUDGE LYNCH

Vote For 1			
Total Votes	1,522		
YES	1,277	83.90%	
NO	245	16.10%	

CONSTITUTIONAL AMENDMENT NO. 1

Vote For 1			
Total Votes	1,636		
YES	844	51.59%	
NO	792	48.41%	

For Russel
Debra Graham
Frank Smith

Precinct Summary Report
GENERAL ELECTION
CHRISTIAN COUNTY, MISSOURI
TUESDAY, NOVEMBER 3, 2020
NOVEMBER 3, 2020 GENERAL ELECTION
20. POLK
OFFICIAL RESULTS

Date: 11/13/2020
Time: 10:02:33 AM
Page 3/3

Registered Voters 2,433 - Total Ballots 1,690 : 69.46%

CONSTITUTIONAL AMENDMENT NO. 3

Vote For 1		
Total Votes	1,657	
YES	998	60.23%
NO	659	39.77%

[Handwritten signatures]
Paul Graham
Caleb Esch
Drew Russell

Registered Voters 3,125 - Total Ballots 1,639 : 52.45%

PRESIDENT AND VICE PRESIDENT

Vote For 1 Total Votes	1,639	
DONALD J. TRUMP MICHAEL R. PENCE (REP)	1,210	73.83%
JOSEPH R. BIDEN KAMALA D. HARRIS (DEM)	383	23.37%
JO JORGENSEN JEREMY (SPIKE) COHEN (LIB)	31	1.89%
HOWIE HAWKINS ANGELA NICOLE WALKER (GRN)	7	0.43%
DON BLANKENSHIP WILLIAM MOHR (CST)	1	0.06%
WRITE IN	7	0.43%

SECRETARY OF STATE

Vote For 1 Total Votes	1,612	
JOHN R. (JAY) ASHCROFT (REP)	1,250	77.54%
YINKA FALETI (DEM)	312	19.35%
CARL HERMAN FREESE (LIB)	32	1.99%
PAUL LEHMANN (GRN)	12	0.74%
PAUL VENABLE (CST)	5	0.31%
WRITE IN	1	0.06%

STATE TREASURER

Vote For 1 Total Votes	1,599	
SCOTT FITZPATRICK (REP)	1,249	78.11%
VICKI LORENZ ENGLUND (DEM)	299	18.70%
NICHOLAS (NICK) KASOFF (LIB)	42	2.63%
JOSEPH CIVETTINI (GRN)	8	0.50%
WRITE IN	1	0.06%

GOVERNOR

Vote For 1 Total Votes	1,628	
MIKE PARSON (REP)	1,207	74.14%
NICOLE GALLOWAY (DEM)	375	23.03%
RIK COMBS (LIB)	40	2.46%
JEROME HOWARD BAUER (GRN)	4	0.25%
WRITE IN	2	0.12%

ATTORNEY GENERAL

Vote For 1 Total Votes	1,596	
ERIC SCHMITT (REP)	1,246	78.07%
RICH FINNERAN (DEM)	299	18.73%
KEVIN C BABCOCK (LIB)	50	3.13%
WRITE IN	1	0.06%

LIEUTENANT GOVERNOR

Vote For 1 Total Votes	1,604	
MIKE KEHOE (REP)	1,215	75.75%
ALISSIA CANADY (DEM)	343	21.38%
BILL SLANTZ (LIB)	34	2.12%
KELLEY DRAGOO (GRN)	11	0.69%
WRITE IN	1	0.06%

US REP. DIST. 7

Vote For 1 Total Votes	1,601	
BILLY LONG (REP)	1,153	72.02%
TERESA MONTSENY (DEM)	347	21.67%
KEVIN CRAIG (LIB)	87	5.43%
WRITE IN	14	0.87%

For Deputy
For State
For Clerk

Precinct Summary Report
 GENERAL ELECTION
 CHRISTIAN COUNTY, MISSOURI
 TUESDAY, NOVEMBER 3, 2020
 NOVEMBER 3, 2020 GENERAL ELECTION
 21. UNION CHAPEL #1
 OFFICIAL RESULTS

Date: 11/13/2020
 Time: 10:02:33 AM
 Page 2/3

Registered Voters 3,125 - Total Ballots 1,639 : 52.45%

STATE REP. DIST. 139

Vote For 1			
Total Votes	1,582		
JERED TAYLOR (REP)	1,191	75.28%	
DARLENE GRAHAM (DEM)	390	24.65%	
WRITE IN	1	0.06%	

CORONER

Vote For 1			
Total Votes	1,415		
MANDI YODER-ARMITAGE (REP)	1,397	98.73%	
WRITE IN	18	1.27%	

WESTERN COMMISSIONER

Vote For 1			
Total Votes	1,436		
HOSEA BILYEU (REP)	1,410	98.19%	
WRITE IN	26	1.81%	

PUBLIC ADMINISTRATOR

Vote For 1			
Total Votes	1,417		
KEN DAVIS (REP)	1,400	98.80%	
WRITE IN	17	1.20%	

SHERIFF

Vote For 1			
Total Votes	1,441		
BRAD COLE (REP)	1,407	97.64%	
WRITE IN	34	2.36%	

SUPREME COURT JUDGE BRECKENRIDGE

Vote For 1			
Total Votes	1,469		
YES	1,234	84.00%	
NO	235	16.00%	

ASSESSOR

Vote For 1			
Total Votes	1,425		
DANNY GRAY (REP)	1,406	98.67%	
WRITE IN	19	1.33%	

SOUTHERN DIST. APPEALS JUDGE LYNCH

Vote For 1			
Total Votes	1,465		
YES	1,239	84.57%	
NO	226	15.43%	

TREASURER

Vote For 1			
Total Votes	1,415		
KAREN MATTHEWS (REP)	1,397	98.73%	
WRITE IN	18	1.27%	

CONSTITUTIONAL AMENDMENT NO. 1

Vote For 1			
Total Votes	1,578		
YES	838	53.11%	
NO	740	46.89%	

[Handwritten signatures]
 For Russell
 Darlene Graham
 Brad Cole

Precinct Summary Report
GENERAL ELECTION
CHRISTIAN COUNTY, MISSOURI
TUESDAY, NOVEMBER 3, 2020
NOVEMBER 3, 2020 GENERAL ELECTION
21. UNION CHAPEL #1
OFFICIAL RESULTS

Date: 11/13/2020
Time: 10:02:33 AM
Page 3/3

Registered Voters 3,125 - Total Ballots 1,639 : 52.45%

CONSTITUTIONAL AMENDMENT NO. 3

Vote For 1			
Total Votes	1,591		
YES	903	56.76%	
NO	688	43.24%	

[Signature]
[Signature]
[Signature]
[Signature]

Registered Voters 2,505 - Total Ballots 1,427 : 56.97%

PRESIDENT AND VICE PRESIDENT

Vote For 1		
Total Votes	1,424	
DONALD J. TRUMP MICHAEL R. PENCE (REP)	1,050	73.74%
JOSEPH R. BIDEN KAMALA D. HARRIS (DEM)	339	23.81%
JO JORGENSEN JEREMY (SPIKE) COHEN (LIB)	29	2.04%
HOWIE HAWKINS ANGELA NICOLE WALKER (GRN)	2	0.14%
DON BLANKENSHIP WILLIAM MOHR (CST)	0	0%
WRITE IN	4	0.28%

GOVERNOR

Vote For 1		
Total Votes	1,419	
MIKE PARSON (REP)	1,025	72.23%
NICOLE GALLOWAY (DEM)	348	24.52%
RIK COMBS (LIB)	33	2.33%
JEROME HOWARD BAUER (GRN)	13	0.92%
WRITE IN	0	0%

LIEUTENANT GOVERNOR

Vote For 1		
Total Votes	1,399	
MIKE KEHOE (REP)	1,033	73.84%
ALISSIA CANADY (DEM)	313	22.37%
BILL SLANTZ (LIB)	37	2.64%
KELLEY DRAGOO (GRN)	16	1.14%
WRITE IN	0	0%

John C. Breen
Carl E. Smith
Fred W. ...

SECRETARY OF STATE

Vote For 1		
Total Votes	1,394	
JOHN R. (JAY) ASHCROFT (REP)	1,054	75.61%
YINKA FALETI (DEM)	288	20.66%
CARL HERMAN FREESE (LIB)	38	2.73%
PAUL LEHMANN (GRN)	8	0.57%
PAUL VENABLE (CST)	6	0.43%
WRITE IN	0	0%

STATE TREASURER

Vote For 1		
Total Votes	1,392	
SCOTT FITZPATRICK (REP)	1,044	75.00%
VICKI LORENZ ENGLUND (DEM)	289	20.76%
NICHOLAS (NICK) KASOFF (LIB)	48	3.45%
JOSEPH CIVETTINI (GRN)	11	0.79%
WRITE IN	0	0%

ATTORNEY GENERAL

Vote For 1		
Total Votes	1,394	
ERIC SCHMITT (REP)	1,069	76.69%
RICH FINNERAN (DEM)	268	19.23%
KEVIN C BABCOCK (LIB)	57	4.09%
WRITE IN	0	0%

US REP. DIST. 7

Vote For 1		
Total Votes	1,394	
BILLY LONG (REP)	985	70.66%
TERESA MONTSENY (DEM)	315	22.60%
KEVIN CRAIG (LIB)	90	6.46%
WRITE IN	4	0.29%

Precinct Summary Report
 GENERAL ELECTION
 CHRISTIAN COUNTY, MISSOURI
 TUESDAY, NOVEMBER 3, 2020
 NOVEMBER 3, 2020 GENERAL ELECTION
 22. ROSEDALE #1A
 OFFICIAL RESULTS

Date: 11/13/2020
 Time: 10:02:33 AM
 Page 2/3

Registered Voters 2,505 - Total Ballots 1,427 : 56.97%

STATE REP. DIST. 139			
Vote For 1			
Total Votes	1,376		
JERED TAYLOR (REP)	1,014	73.69%	
DARLENE GRAHAM (DEM)	362	26.31%	
WRITE IN	0	0%	

CORONER			
Vote For 1			
Total Votes	1,231		
MANDI YODER-ARMITAGE (REP)	1,221	99.19%	
WRITE IN	10	0.81%	

WESTERN COMMISSIONER			
Vote For 1			
Total Votes	1,255		
HOSEA BILYEU (REP)	1,237	98.57%	
WRITE IN	18	1.43%	

PUBLIC ADMINISTRATOR			
Vote For 1			
Total Votes	1,221		
KEN DAVIS (REP)	1,209	99.02%	
WRITE IN	12	0.98%	

SHERIFF			
Vote For 1			
Total Votes	1,259		
BRAD COLE (REP)	1,232	97.86%	
WRITE IN	27	2.14%	

SUPREME COURT JUDGE BRECKENRIDGE			
Vote For 1			
Total Votes	1,263		
YES	1,010	79.97%	
NO	253	20.03%	

ASSESSOR			
Vote For 1			
Total Votes	1,238		
DANNY GRAY (REP)	1,220	98.55%	
WRITE IN	18	1.45%	

SOUTHERN DIST. APPEALS JUDGE LYNCH			
Vote For 1			
Total Votes	1,256		
YES	1,027	81.77%	
NO	229	18.23%	

TREASURER			
Vote For 1			
Total Votes	1,232		
KAREN MATTHEWS (REP)	1,216	98.70%	
WRITE IN	16	1.30%	

CONSTITUTIONAL AMENDMENT NO. 1			
Vote For 1			
Total Votes	1,357		
YES	638	47.02%	
NO	719	52.98%	

[Handwritten signatures]
 For Runes
 Daniel Miller
 Paul C. Smith

Precinct Summary Report
GENERAL ELECTION
CHRISTIAN COUNTY, MISSOURI
TUESDAY, NOVEMBER 3, 2020
NOVEMBER 3, 2020 GENERAL ELECTION
22. ROSEDALE #1A
OFFICIAL RESULTS

Date: 11/13/2020
Time: 10:02:33 AM
Page 3/3

Registered Voters 2,505 - Total Ballots 1,427 : 56.97%

CONSTITUTIONAL AMENDMENT NO. 3

Vote For 1			
Total Votes	1,369		
YES	793	57.93%	
NO	576	42.07%	

[Handwritten signatures]
John C. Graham
Carl Cassin
Tara Russell

Registered Voters 2,335 - Total Ballots 1,419 : 60.77%

PRESIDENT AND VICE PRESIDENT

Vote For 1 Total Votes	1,418	
DONALD J. TRUMP MICHAEL R. PENCE (REP)	1,030	72.64%
JOSEPH R. BIDEN KAMALA D. HARRIS (DEM)	354	24.96%
JO JORGENSEN JEREMY (SPIKE) COHEN (LIB)	28	1.97%
HOWIE HAWKINS ANGELA NICOLE WALKER (GRN)	4	0.28%
DON BLANKENSHIP WILLIAM MOHR (CST)	0	0%
WRITE IN	2	0.14%

GOVERNOR

Vote For 1 Total Votes	1,394	
MIKE PARSON (REP)	1,012	72.60%
NICOLE GALLOWAY (DEM)	339	24.32%
RIK COMBS (LIB)	34	2.44%
JEROME HOWARD BAUER (GRN)	6	0.43%
WRITE IN	3	0.22%

LIEUTENANT GOVERNOR

Vote For 1 Total Votes	1,386	
MIKE KEHOE (REP)	1,026	74.03%
ALISSIA CANADY (DEM)	309	22.29%
BILL SLANTZ (LIB)	39	2.81%
KELLEY DRAGOO (GRN)	9	0.65%
WRITE IN	3	0.22%

SECRETARY OF STATE

Vote For 1 Total Votes	1,386	
JOHN R. (JAY) ASHCROFT (REP)	1,043	75.25%
YINKA FALETI (DEM)	286	20.63%
CARL HERMAN FREESE (LIB)	39	2.81%
PAUL LEHMANN (GRN)	11	0.79%
PAUL VENABLE (CST)	4	0.29%
WRITE IN	3	0.22%

STATE TREASURER

Vote For 1 Total Votes	1,381	
SCOTT FITZPATRICK (REP)	1,041	75.38%
VICKI LORENZ ENGLUND (DEM)	288	20.85%
NICHOLAS (NICK) KASOFF (LIB)	46	3.33%
JOSEPH CIVETTINI (GRN)	3	0.22%
WRITE IN	3	0.22%

ATTORNEY GENERAL

Vote For 1 Total Votes	1,385	
ERIC SCHMITT (REP)	1,043	75.31%
RICH FINNERAN (DEM)	294	21.23%
KEVIN C BABCOCK (LIB)	44	3.18%
WRITE IN	4	0.29%

US REP. DIST. 7

Vote For 1 Total Votes	1,383	
BILLY LONG (REP)	974	70.43%
TERESA MONTSENY (DEM)	314	22.70%
KEVIN CRAIG (LIB)	76	5.50%
WRITE IN	19	1.37%

Handwritten signatures:
 [Signature 1]
 [Signature 2]
 [Signature 3]
 [Signature 4]

Precinct Summary Report
 GENERAL ELECTION
 CHRISTIAN COUNTY, MISSOURI
 TUESDAY, NOVEMBER 3, 2020
 NOVEMBER 3, 2020 GENERAL ELECTION
 23. GARDEN GROVE
 OFFICIAL RESULTS

Date: 11/13/2020
 Time: 10:02:33 AM
 Page 2/3

Registered Voters 2,335 - Total Ballots 1,419 : 60.77%

STATE REP. DIST. 139		
Vote For 1		
Total Votes	1,380	
JERED TAYLOR (REP)	997	72.25%
DARLENE GRAHAM (DEM)	378	27.39%
WRITE IN	5	0.36%

CORONER		
Vote For 1		
Total Votes	1,214	
MANDI YODER-ARMITAGE (REP)	1,190	98.02%
WRITE IN	24	1.98%

WESTERN COMMISSIONER		
Vote For 1		
Total Votes	1,235	
HOSEA BILYEU (REP)	1,198	97.00%
WRITE IN	37	3.00%

PUBLIC ADMINISTRATOR		
Vote For 1		
Total Votes	1,208	
KEN DAVIS (REP)	1,188	98.34%
WRITE IN	20	1.66%

SHERIFF		
Vote For 1		
Total Votes	1,245	
BRAD COLE (REP)	1,209	97.11%
WRITE IN	36	2.89%

SUPREME COURT JUDGE BRECKENRIDGE		
Vote For 1		
Total Votes	1,238	
YES	995	80.37%
NO	243	19.63%

ASSESSOR		
Vote For 1		
Total Votes	1,222	
DANNY GRAY (REP)	1,198	98.04%
WRITE IN	24	1.96%

SOUTHERN DIST. APPEALS JUDGE LYNCH		
Vote For 1		
Total Votes	1,236	
YES	1,012	81.88%
NO	224	18.12%

TREASURER		
Vote For 1		
Total Votes	1,220	
KAREN MATTHEWS (REP)	1,196	98.03%
WRITE IN	24	1.97%

CONSTITUTIONAL AMENDMENT NO. 1		
Vote For 1		
Total Votes	1,355	
YES	698	51.51%
NO	657	48.49%

[Handwritten signatures]

Precinct Summary Report
GENERAL ELECTION
CHRISTIAN COUNTY, MISSOURI
TUESDAY, NOVEMBER 3, 2020
NOVEMBER 3, 2020 GENERAL ELECTION
23. GARDEN GROVE
OFFICIAL RESULTS

Date: 11/13/2020
Time: 10:02:33 AM
Page 3/3

Registered Voters 2,335 - Total Ballots 1,419 : 60.77%

CONSTITUTIONAL AMENDMENT NO. 3

Vote For 1		
Total Votes	1,360	
YES	768	56.47%
NO	592	43.53%

[Handwritten signatures]
Tom [unclear]
Robert L. Graham
Carle Esch
Jim Russey

Registered Voters 4,175 - Total Ballots 2,194 : 52.55%

PRESIDENT AND VICE PRESIDENT

Vote For 1			
Total Votes	2,194		
DONALD J. TRUMP MICHAEL R. PENCE (REP)	1,624	74.02%	
JOSEPH R. BIDEN KAMALA D. HARRIS (DEM)	538	24.52%	
JO JORGENSEN JEREMY (SPIKE) COHEN (LIB)	27	1.23%	
HOWIE HAWKINS ANGELA NICOLE WALKER (GRN)	2	0.09%	
DON BLANKENSHIP WILLIAM MOHR (CST)	0	0%	
WRITE IN	3	0.14%	

GOVERNOR

Vote For 1			
Total Votes	2,182		
MIKE PARSON (REP)	1,617	74.11%	
NICOLE GALLOWAY (DEM)	523	23.97%	
RIK COMBS (LIB)	31	1.42%	
JEROME HOWARD BAUER (GRN)	9	0.41%	
WRITE IN	2	0.09%	

LIEUTENANT GOVERNOR

Vote For 1			
Total Votes	2,148		
MIKE KEHOE (REP)	1,628	75.79%	
ALISSIA CANADY (DEM)	472	21.97%	
BILL SLANTZ (LIB)	35	1.63%	
KELLEY DRAGOO (GRN)	13	0.61%	
WRITE IN	0	0%	

SECRETARY OF STATE

Vote For 1			
Total Votes	2,157		
JOHN R. (JAY) ASHCROFT (REP)	1,679	77.84%	
YINKA FALETI (DEM)	423	19.61%	
CARL HERMAN FREESE (LIB)	41	1.90%	
PAUL LEHMANN (GRN)	7	0.32%	
PAUL VENABLE (CST)	7	0.32%	
WRITE IN	0	0%	

STATE TREASURER

Vote For 1			
Total Votes	2,143		
SCOTT FITZPATRICK (REP)	1,664	77.65%	
VICKI LORENZ ENGLUND (DEM)	415	19.37%	
NICHOLAS (NICK) KASOFF (LIB)	55	2.57%	
JOSEPH CIVETTINI (GRN)	9	0.42%	
WRITE IN	0	0%	

ATTORNEY GENERAL

Vote For 1			
Total Votes	2,139		
ERIC SCHMITT (REP)	1,648	77.05%	
RICH FINNERAN (DEM)	431	20.15%	
KEVIN C BABCOCK (LIB)	60	2.81%	
WRITE IN	0	0%	

US REP. DIST. 7

Vote For 1			
Total Votes	2,142		
BILLY LONG (REP)	1,554	72.55%	
TERESA MONTSENY (DEM)	489	22.83%	
KEVIN CRAIG (LIB)	91	4.25%	
WRITE IN	8	0.37%	

For [Signature]
Don Russell
Boyd Graham
Carl [Signature]

Registered Voters 4,175 - Total Ballots 2,194 : 52.55%

STATE REP. DIST. 139			
Vote For 1			
Total Votes	2,139		
JERED TAYLOR (REP)	1,583	74.01%	
DARLENE GRAHAM (DEM)	555	25.95%	
WRITE IN	1	0.05%	

CORONER			
Vote For 1			
Total Votes	1,859		
MANDI YODER-ARMITAGE (REP)	1,833	98.60%	
WRITE IN	26	1.40%	

WESTERN COMMISSIONER			
Vote For 1			
Total Votes	1,919		
HOSEA BILYEU (REP)	1,889	98.44%	
WRITE IN	30	1.56%	

PUBLIC ADMINISTRATOR			
Vote For 1			
Total Votes	1,856		
KEN DAVIS (REP)	1,831	98.65%	
WRITE IN	25	1.35%	

SHERIFF			
Vote For 1			
Total Votes	1,907		
BRAD COLE (REP)	1,865	97.80%	
WRITE IN	42	2.20%	

SUPREME COURT JUDGE BRECKENRIDGE			
Vote For 1			
Total Votes	1,910		
YES	1,579	82.67%	
NO	331	17.33%	

ASSESSOR			
Vote For 1			
Total Votes	1,872		
DANNY GRAY (REP)	1,846	98.61%	
WRITE IN	26	1.39%	

SOUTHERN DIST. APPEALS JUDGE LYNCH			
Vote For 1			
Total Votes	1,901		
YES	1,570	82.59%	
NO	331	17.41%	

TREASURER			
Vote For 1			
Total Votes	1,860		
KAREN MATTHEWS (REP)	1,831	98.44%	
WRITE IN	29	1.56%	

CONSTITUTIONAL AMENDMENT NO. 1			
Vote For 1			
Total Votes	2,096		
YES	1,128	53.82%	
NO	968	46.18%	

[Handwritten signatures]
 [Illegible handwritten text]

Precinct Summary Report
GENERAL ELECTION
CHRISTIAN COUNTY, MISSOURI
TUESDAY, NOVEMBER 3, 2020
NOVEMBER 3, 2020 GENERAL ELECTION
24. NORTHVIEW #1
OFFICIAL RESULTS

Date: 11/13/2020
Time: 10:02:33 AM
Page 3/3

Registered Voters 4,175 - Total Ballots 2,194 : 52.55%

CONSTITUTIONAL AMENDMENT NO. 3

Vote For 1		
Total Votes	2,104	
YES	1,196	56.84%
NO	908	43.16%

Tom Bell
John Graham
Carol Ellison
Tom Russell

Registered Voters 1,814 - Total Ballots 1,178 : 64.94%

PRESIDENT AND VICE PRESIDENT

Vote For 1 Total Votes	1,174	
DONALD J. TRUMP MICHAEL R. PENCE (REP)	996	84.84%
JOSEPH R. BIDEN KAMALA D. HARRIS (DEM)	161	13.71%
JO JORGENSEN JEREMY (SPIKE) COHEN (LIB)	10	0.85%
HOWIE HAWKINS ANGELA NICOLE WALKER (GRN)	4	0.34%
DON BLANKENSHIP WILLIAM MOHR (CST)	0	0%
WRITE IN	3	0.26%

SECRETARY OF STATE

Vote For 1 Total Votes	1,154	
JOHN R. (JAY) ASHCROFT (REP)	969	83.97%
YINKA FALETI (DEM)	141	12.22%
CARL HERMAN FREESE (LIB)	19	1.65%
PAUL LEHMANN (GRN)	10	0.87%
PAUL VENABLE (CST)	14	1.21%
WRITE IN	1	0.09%

STATE TREASURER

Vote For 1 Total Votes	1,145	
SCOTT FITZPATRICK (REP)	990	86.46%
VICKI LORENZ ENGLUND (DEM)	128	11.18%
NICHOLAS (NICK) KASOFF (LIB)	17	1.48%
JOSEPH CIVETTINI (GRN)	8	0.70%
WRITE IN	2	0.17%

GOVERNOR

Vote For 1 Total Votes	1,170	
MIKE PARSON (REP)	981	83.85%
NICOLE GALLOWAY (DEM)	157	13.42%
RIK COMBS (LIB)	23	1.97%
JEROME HOWARD BAUER (GRN)	6	0.51%
WRITE IN	3	0.26%

ATTORNEY GENERAL

Vote For 1 Total Votes	1,148	
ERIC SCHMITT (REP)	985	85.80%
RICH FINNERAN (DEM)	132	11.50%
KEVIN C BABCOCK (LIB)	30	2.61%
WRITE IN	1	0.09%

LIEUTENANT GOVERNOR

Vote For 1 Total Votes	1,149	
MIKE KEHOE (REP)	965	83.99%
ALISSIA CANADY (DEM)	152	13.23%
BILL SLANTZ (LIB)	22	1.91%
KELLEY DRAGOO (GRN)	8	0.70%
WRITE IN	2	0.17%

US REP. DIST. 7

Vote For 1 Total Votes	1,152	
BILLY LONG (REP)	937	81.34%
TERESA MONTSENY (DEM)	156	13.54%
KEVIN CRAIG (LIB)	53	4.60%
WRITE IN	6	0.52%

John L. Galloway
Eric Schmitt
Kevin C. Babcock

Precinct Summary Report
 GENERAL ELECTION
 CHRISTIAN COUNTY, MISSOURI
 TUESDAY, NOVEMBER 3, 2020
 NOVEMBER 3, 2020 GENERAL ELECTION
 26. SPARTA
 OFFICIAL RESULTS

Date: 11/13/2020
 Time: 10:02:33 AM
 Page 2/3

Registered Voters 1,814 - Total Ballots 1,178 : 64.94%

STATE REP. DIST. 140		
Vote For 1		
Total Votes	1,061	
TRICIA DERGES (REP)	1,040	98.02%
WRITE IN	21	1.98%

EASTERN COMMISSIONER		
Vote For 1		
Total Votes	1,124	
LYNN MORRIS (REP)	921	81.94%
NATHAN A. BILLED0 (DEM)	194	17.26%
WRITE IN	9	0.80%

SHERIFF		
Vote For 1		
Total Votes	1,076	
BRAD COLE (REP)	1,051	97.68%
WRITE IN	25	2.32%

ASSESSOR		
Vote For 1		
Total Votes	1,048	
DANNY GRAY (REP)	1,033	98.57%
WRITE IN	15	1.43%

TREASURER		
Vote For 1		
Total Votes	1,030	
KAREN MATTHEWS (REP)	1,017	98.74%
WRITE IN	13	1.26%

CORONER		
Vote For 1		
Total Votes	1,033	
MANDI YODER-ARMITAGE (REP)	1,018	98.55%
WRITE IN	15	1.45%

PUBLIC ADMINISTRATOR		
Vote For 1		
Total Votes	1,033	
KEN DAVIS (REP)	1,018	98.55%
WRITE IN	15	1.45%

SUPREME COURT JUDGE BRECKENRIDGE		
Vote For 1		
Total Votes	1,037	
YES	847	81.68%
NO	190	18.32%

SOUTHERN DIST. APPEALS JUDGE LYNCH		
Vote For 1		
Total Votes	1,035	
YES	860	83.09%
NO	175	16.91%

CONSTITUTIONAL AMENDMENT NO. 1		
Vote For 1		
Total Votes	1,111	
YES	599	53.92%
NO	512	46.08%

*For full
 Report Contact
 Cash Eberich Jim Russell*

Precinct Summary Report
GENERAL ELECTION
CHRISTIAN COUNTY, MISSOURI
TUESDAY, NOVEMBER 3, 2020
NOVEMBER 3, 2020 GENERAL ELECTION
26. SPARTA
OFFICIAL RESULTS

Date: 11/13/2020
Time: 10:02:33 AM
Page 3/3

Registered Voters 1,814 - Total Ballots 1,178 : 64.94%

CONSTITUTIONAL AMENDMENT NO. 3

Vote For 1		
Total Votes	1,138	
YES	744	65.38%
NO	394	34.62%

[Handwritten signatures]
Paul C. Graham
Caleb Cassin
Dan Russell

Registered Voters 3,552 - Total Ballots 1,990 : 56.02%

PRESIDENT AND VICE PRESIDENT			
Vote For 1			
Total Votes	1,986		
DONALD J. TRUMP MICHAEL R. PENCE (REP)	1,541	77.59%	
JOSEPH R. BIDEN KAMALA D. HARRIS (DEM)	399	20.09%	
JO JORGENSEN JEREMY (SPIKE) COHEN (LIB)	33	1.66%	
HOWIE HAWKINS ANGELA NICOLE WALKER (GRN)	6	0.30%	
DON BLANKENSHIP WILLIAM MOHR (CST)	4	0.20%	
WRITE IN	3	0.15%	

SECRETARY OF STATE			
Vote For 1			
Total Votes	1,965		
JOHN R. (JAY) ASHCROFT (REP)	1,570	79.90%	
YINKA FALETI (DEM)	338	17.20%	
CARL HERMAN FREESE (LIB)	35	1.78%	
PAUL LEHMANN (GRN)	14	0.71%	
PAUL VENABLE (CST)	6	0.31%	
WRITE IN	2	0.10%	

GOVERNOR			
Vote For 1			
Total Votes	1,978		
MIKE PARSON (REP)	1,527	77.20%	
NICOLE GALLOWAY (DEM)	404	20.42%	
RIK COMBS (LIB)	35	1.77%	
JEROME HOWARD BAUER (GRN)	11	0.56%	
WRITE IN	1	0.05%	

STATE TREASURER			
Vote For 1			
Total Votes	1,941		
SCOTT FITZPATRICK (REP)	1,555	80.11%	
VICKI LORENZ ENGLUND (DEM)	330	17.00%	
NICHOLAS (NICK) KASOFF (LIB)	42	2.16%	
JOSEPH CIVETTINI (GRN)	12	0.62%	
WRITE IN	2	0.10%	

LIEUTENANT GOVERNOR			
Vote For 1			
Total Votes	1,951		
MIKE KEHOE (REP)	1,545	79.19%	
ALISSIA CANADY (DEM)	349	17.89%	
BILL SLANTZ (LIB)	42	2.15%	
KELLEY DRAGOO (GRN)	15	0.77%	
WRITE IN	0	0%	

ATTORNEY GENERAL			
Vote For 1			
Total Votes	1,942		
ERIC SCHMITT (REP)	1,558	80.23%	
RICH FINNERAN (DEM)	321	16.53%	
KEVIN C BABCOCK (LIB)	62	3.19%	
WRITE IN	1	0.05%	

US REP. DIST. 7			
Vote For 1			
Total Votes	1,945		
BILLY LONG (REP)	1,452	74.65%	
TERESA MONTSENY (DEM)	388	19.95%	
KEVIN CRAIG (LIB)	99	5.09%	
WRITE IN	6	0.31%	

Tom Lamb
Robert Graham
Carol E. Smith Jan 2021

Precinct Summary Report
 GENERAL ELECTION
 CHRISTIAN COUNTY, MISSOURI
 TUESDAY, NOVEMBER 3, 2020
 NOVEMBER 3, 2020 GENERAL ELECTION
 27. UNION CHAPEL #2
 OFFICIAL RESULTS

Date: 11/13/2020
 Time: 10:02:33 AM
 Page 2/3

Registered Voters 3,552 - Total Ballots 1,990 : 56.02%

STATE REP. DIST. 139		
Vote For 1		
Total Votes	1,934	
JERED TAYLOR (REP)	1,521	78.65%
DARLENE GRAHAM (DEM)	412	21.30%
WRITE IN	1	0.05%

CORONER		
Vote For 1		
Total Votes	1,721	
MANDI YODER-ARMITAGE (REP)	1,707	99.19%
WRITE IN	14	0.81%

WESTERN COMMISSIONER		
Vote For 1		
Total Votes	1,754	
HOSEA BILYEU (REP)	1,733	98.80%
WRITE IN	21	1.20%

PUBLIC ADMINISTRATOR		
Vote For 1		
Total Votes	1,714	
KEN DAVIS (REP)	1,697	99.01%
WRITE IN	17	0.99%

SHERIFF		
Vote For 1		
Total Votes	1,773	
BRAD COLE (REP)	1,742	98.25%
WRITE IN	31	1.75%

SUPREME COURT JUDGE BRECKENRIDGE		
Vote For 1		
Total Votes	1,756	
YES	1,451	82.63%
NO	305	17.37%

ASSESSOR		
Vote For 1		
Total Votes	1,731	
DANNY GRAY (REP)	1,715	99.08%
WRITE IN	16	0.92%

SOUTHERN DIST. APPEALS JUDGE LYNCH		
Vote For 1		
Total Votes	1,749	
YES	1,463	83.65%
NO	286	16.35%

TREASURER		
Vote For 1		
Total Votes	1,727	
KAREN MATTHEWS (REP)	1,713	99.19%
WRITE IN	14	0.81%

CONSTITUTIONAL AMENDMENT NO. 1		
Vote For 1		
Total Votes	1,908	
YES	958	50.21%
NO	950	49.79%

Tom [Signature] Joe Russell
Don [Signature]
Paul [Signature]

Precinct Summary Report
GENERAL ELECTION
CHRISTIAN COUNTY, MISSOURI
TUESDAY, NOVEMBER 3, 2020
NOVEMBER 3, 2020 GENERAL ELECTION
27. UNION CHAPEL #2
OFFICIAL RESULTS

Date: 11/13/2020
Time: 10:02:33 AM
Page 3/3

Registered Voters 3,552 - Total Ballots 1,990 : 56.02%

CONSTITUTIONAL AMENDMENT NO. 3

Vote For 1		
Total Votes	1,925	
YES	1,157	60.10%
NO	768	39.90%

Tom [Signature]
John [Signature]
Case [Signature]
Don [Signature]

Registered Voters 2,058 - Total Ballots 1,254 : 60.93%

PRESIDENT AND VICE PRESIDENT

Vote For 1		
Total Votes	1,251	
DONALD J. TRUMP MICHAEL R. PENCE (REP)	937	74.90%
JOSEPH R. BIDEN KAMALA D. HARRIS (DEM)	285	22.78%
JO JORGENSEN JEREMY (SPIKE) COHEN (LIB)	21	1.68%
HOWIE HAWKINS ANGELA NICOLE WALKER (GRN)	0	0%
DON BLANKENSHIP WILLIAM MOHR (CST)	3	0.24%
WRITE IN	5	0.40%

GOVERNOR

Vote For 1		
Total Votes	1,243	
MIKE PARSON (REP)	934	75.14%
NICOLE GALLOWAY (DEM)	279	22.45%
RIK COMBS (LIB)	25	2.01%
JEROME HOWARD BAUER (GRN)	4	0.32%
WRITE IN	1	0.08%

LIEUTENANT GOVERNOR

Vote For 1		
Total Votes	1,232	
MIKE KEHOE (REP)	949	77.03%
ALISSIA CANADY (DEM)	252	20.45%
BILL SLANTZ (LIB)	25	2.03%
KELLEY DRAGOO (GRN)	6	0.49%
WRITE IN	0	0%

SECRETARY OF STATE

Vote For 1		
Total Votes	1,234	
JOHN R. (JAY) ASHCROFT (REP)	943	76.42%
YINKA FALETI (DEM)	258	20.91%
CARL HERMAN FREESE (LIB)	24	1.94%
PAUL LEHMANN (GRN)	4	0.32%
PAUL VENABLE (CST)	5	0.41%
WRITE IN	0	0%

STATE TREASURER

Vote For 1		
Total Votes	1,227	
SCOTT FITZPATRICK (REP)	942	76.77%
VICKI LORENZ ENGLUND (DEM)	246	20.05%
NICHOLAS (NICK) KASOFF (LIB)	38	3.10%
JOSEPH CIVETTINI (GRN)	1	0.08%
WRITE IN	0	0%

ATTORNEY GENERAL

Vote For 1		
Total Votes	1,227	
ERIC SCHMITT (REP)	967	78.81%
RICH FINNERAN (DEM)	225	18.34%
KEVIN C BABCOCK (LIB)	35	2.85%
WRITE IN	0	0%

US REP. DIST. 7

Vote For 1		
Total Votes	1,235	
BILLY LONG (REP)	899	72.79%
TERESA MONTSENY (DEM)	276	22.35%
KEVIN CRAIG (LIB)	56	4.53%
WRITE IN	4	0.32%

For Cash Assoc. Nussel
Debbie L Graham
Carol E. Smith

Registered Voters 2,058 - Total Ballots 1,254 : 60.93%

STATE REP. DIST. 139

Vote For 1		
Total Votes	1,223	
JERED TAYLOR (REP)	914	74.73%
DARLENE GRAHAM (DEM)	308	25.18%
WRITE IN	1	0.08%

CORONER

Vote For 1		
Total Votes	1,052	
MANDI YODER-ARMITAGE (REP)	1,045	99.33%
WRITE IN	7	0.67%

WESTERN COMMISSIONER

Vote For 1		
Total Votes	1,081	
HOSEA BILYEU (REP)	1,066	98.61%
WRITE IN	15	1.39%

PUBLIC ADMINISTRATOR

Vote For 1		
Total Votes	1,042	
KEN DAVIS (REP)	1,036	99.42%
WRITE IN	6	0.58%

SHERIFF

Vote For 1		
Total Votes	1,087	
BRAD COLE (REP)	1,077	99.08%
WRITE IN	10	0.92%

SUPREME COURT JUDGE BRECKENRIDGE

Vote For 1		
Total Votes	1,076	
YES	873	81.13%
NO	203	18.87%

ASSESSOR

Vote For 1		
Total Votes	1,049	
DANNY GRAY (REP)	1,038	98.95%
WRITE IN	11	1.05%

SOUTHERN DIST. APPEALS JUDGE LYNCH

Vote For 1		
Total Votes	1,062	
YES	872	82.11%
NO	190	17.89%

TREASURER

Vote For 1		
Total Votes	1,049	
KAREN MATTHEWS (REP)	1,042	99.33%
WRITE IN	7	0.67%

CONSTITUTIONAL AMENDMENT NO. 1

Vote For 1		
Total Votes	1,201	
YES	621	51.71%
NO	580	48.29%

Handwritten signatures:
 [Signature 1]
 [Signature 2]
 [Signature 3]

Registered Voters 2,058 - Total Ballots 1,254 : 60.93%

CONSTITUTIONAL AMENDMENT NO. 3

Vote For 1			
Total Votes	1,210		
YES	735	60.74%	
NO	475	39.26%	

[Handwritten signature]
[Handwritten signature]
[Handwritten signature]
[Handwritten signature]

Registered Voters 2,204 - Total Ballots 1,266 : 57.44%

PRESIDENT AND VICE PRESIDENT

Vote For 1		
Total Votes	1,263	
DONALD J. TRUMP MICHAEL R. PENCE (REP)	891	70.55%
JOSEPH R. BIDEN KAMALA D. HARRIS (DEM)	333	26.37%
JO JORGENSEN JEREMY (SPIKE) COHEN (LIB)	24	1.90%
HOWIE HAWKINS ANGELA NICOLE WALKER (GRN)	5	0.40%
DON BLANKENSHIP WILLIAM MOHR (CST)	5	0.40%
WRITE IN	5	0.40%

GOVERNOR

Vote For 1		
Total Votes	1,257	
MIKE PARSON (REP)	907	72.16%
NICOLE GALLOWAY (DEM)	315	25.06%
RIK COMBS (LIB)	29	2.31%
JEROME HOWARD BAUER (GRN)	5	0.40%
WRITE IN	1	0.08%

LIEUTENANT GOVERNOR

Vote For 1		
Total Votes	1,232	
MIKE KEHOE (REP)	900	73.05%
ALISSIA CANADY (DEM)	290	23.54%
BILL SLANTZ (LIB)	31	2.52%
KELLEY DRAGOO (GRN)	10	0.81%
WRITE IN	1	0.08%

SECRETARY OF STATE

Vote For 1		
Total Votes	1,240	
JOHN R. (JAY) ASHCROFT (REP)	919	74.11%
YINKA FALETI (DEM)	271	21.85%
CARL HERMAN FREESE (LIB)	34	2.74%
PAUL LEHMANN (GRN)	10	0.81%
PAUL VENABLE (CST)	5	0.40%
WRITE IN	1	0.08%

STATE TREASURER

Vote For 1		
Total Votes	1,226	
SCOTT FITZPATRICK (REP)	909	74.14%
VICKI LORENZ ENGLUND (DEM)	266	21.70%
NICHOLAS (NICK) KASOFF (LIB)	46	3.75%
JOSEPH CIVETTINI (GRN)	4	0.33%
WRITE IN	1	0.08%

ATTORNEY GENERAL

Vote For 1		
Total Votes	1,225	
ERIC SCHMITT (REP)	905	73.88%
RICH FINNERAN (DEM)	268	21.88%
KEVIN C BABCOCK (LIB)	50	4.08%
WRITE IN	2	0.16%

US REP. DIST. 7

Vote For 1		
Total Votes	1,237	
BILLY LONG (REP)	847	68.47%
TERESA MONTSENY (DEM)	307	24.82%
KEVIN CRAIG (LIB)	74	5.98%
WRITE IN	9	0.73%

Van [Signature]
John Gordon
Paul Essick
Ann Russell

Precinct Summary Report
 GENERAL ELECTION
 CHRISTIAN COUNTY, MISSOURI
 TUESDAY, NOVEMBER 3, 2020
 NOVEMBER 3, 2020 GENERAL ELECTION
 29. NORTHVIEW #2
 OFFICIAL RESULTS

Date: 11/13/2020
 Time: 10:02:34 AM
 Page 2/3

Registered Voters 2,204 - Total Ballots 1,266 : 57.44%

STATE REP. DIST. 139

Vote For 1			
Total Votes	1,224		
JERED TAYLOR (REP)	880	71.90%	
DARLENE GRAHAM (DEM)	342	27.94%	
WRITE IN	2	0.16%	

CORONER

Vote For 1			
Total Votes	1,052		
MANDI YODER-ARMITAGE (REP)	1,038	98.67%	
WRITE IN	14	1.33%	

WESTERN COMMISSIONER

Vote For 1			
Total Votes	1,079		
HOSEA BILYEU (REP)	1,060	98.24%	
WRITE IN	19	1.76%	

PUBLIC ADMINISTRATOR

Vote For 1			
Total Votes	1,051		
KEN DAVIS (REP)	1,034	98.38%	
WRITE IN	17	1.62%	

SHERIFF

Vote For 1			
Total Votes	1,092		
BRAD COLE (REP)	1,059	96.98%	
WRITE IN	33	3.02%	

SUPREME COURT JUDGE BRECKENRIDGE

Vote For 1			
Total Votes	1,103		
YES	883	80.05%	
NO	220	19.95%	

ASSESSOR

Vote For 1			
Total Votes	1,062		
DANNY GRAY (REP)	1,040	97.93%	
WRITE IN	22	2.07%	

SOUTHERN DIST. APPEALS JUDGE LYNCH

Vote For 1			
Total Votes	1,095		
YES	885	80.82%	
NO	210	19.18%	

TREASURER

Vote For 1			
Total Votes	1,054		
KAREN MATTHEWS (REP)	1,037	98.39%	
WRITE IN	17	1.61%	

CONSTITUTIONAL AMENDMENT NO. 1

Vote For 1			
Total Votes	1,202		
YES	569	47.34%	
NO	633	52.66%	

For Russell
David Graham
P. B. Enoch

Registered Voters 2,204 - Total Ballots 1,266 : 57.44%

CONSTITUTIONAL AMENDMENT NO. 3

Vote For 1		
Total Votes	1,214	
YES	693	57.08%
NO	521	42.92%

[Handwritten signatures]
Rick Graham
Caleb Esch
Dixie Russell

Registered Voters 2,288 - Total Ballots 1,251 : 54.68%

PRESIDENT AND VICE PRESIDENT

Vote For 1 Total Votes	1,247	
DONALD J. TRUMP MICHAEL R. PENCE (REP)	867	69.53%
JOSEPH R. BIDEN KAMALA D. HARRIS (DEM)	340	27.27%
JO JORGENSEN JEREMY (SPIKE) COHEN (LIB)	35	2.81%
HOWIE HAWKINS ANGELA NICOLE WALKER (GRN)	3	0.24%
DON BLANKENSHIP WILLIAM MOHR (CST)	2	0.16%
WRITE IN	0	0%

GOVERNOR

Vote For 1 Total Votes	1,243	
MIKE PARSON (REP)	846	68.06%
NICOLE GALLOWAY (DEM)	357	28.72%
RIK COMBS (LIB)	38	3.06%
JEROME HOWARD BAUER (GRN)	1	0.08%
WRITE IN	1	0.08%

LIEUTENANT GOVERNOR

Vote For 1 Total Votes	1,224	
MIKE KEHOE (REP)	877	71.65%
ALISSIA CANADY (DEM)	299	24.43%
BILL SLANTZ (LIB)	43	3.51%
KELLEY DRAGOO (GRN)	3	0.25%
WRITE IN	2	0.16%

SECRETARY OF STATE

Vote For 1 Total Votes	1,222	
JOHN R. (JAY) ASHCROFT (REP)	904	73.98%
YINKA FALETI (DEM)	272	22.26%
CARL HERMAN FREESE (LIB)	37	3.03%
PAUL LEHMANN (GRN)	7	0.57%
PAUL VENABLE (CST)	2	0.16%
WRITE IN	0	0%

STATE TREASURER

Vote For 1 Total Votes	1,217	
SCOTT FITZPATRICK (REP)	892	73.29%
VICKI LORENZ ENGLUND (DEM)	282	23.17%
NICHOLAS (NICK) KASOFF (LIB)	38	3.12%
JOSEPH CIVETTINI (GRN)	3	0.25%
WRITE IN	2	0.16%

ATTORNEY GENERAL

Vote For 1 Total Votes	1,215	
ERIC SCHMITT (REP)	890	73.25%
RICH FINNERAN (DEM)	278	22.88%
KEVIN C BABCOCK (LIB)	46	3.79%
WRITE IN	1	0.08%

US REP. DIST. 7

Vote For 1 Total Votes	1,225	
BILLY LONG (REP)	836	68.24%
TERESA MONTSENY (DEM)	315	25.71%
KEVIN CRAIG (LIB)	72	5.88%
WRITE IN	2	0.16%

Handwritten signatures:
 [Signature 1]
 [Signature 2]
 [Signature 3]

Registered Voters 2,288 - Total Ballots 1,251 : 54.68%

STATE REP. DIST. 139		
Vote For 1		
Total Votes	1,218	
JERED TAYLOR (REP)	841	69.05%
DARLENE GRAHAM (DEM)	377	30.95%
WRITE IN	0	0%

CORONER		
Vote For 1		
Total Votes	1,097	
MANDI YODER-ARMITAGE (REP)	1,081	98.54%
WRITE IN	16	1.46%

WESTERN COMMISSIONER		
Vote For 1		
Total Votes	1,109	
HOSEA BILYEU (REP)	1,085	97.84%
WRITE IN	24	2.16%

PUBLIC ADMINISTRATOR		
Vote For 1		
Total Votes	1,092	
KEN DAVIS (REP)	1,075	98.44%
WRITE IN	17	1.56%

SHERIFF		
Vote For 1		
Total Votes	1,112	
BRAD COLE (REP)	1,076	96.76%
WRITE IN	36	3.24%

SUPREME COURT JUDGE BRECKENRIDGE		
Vote For 1		
Total Votes	1,128	
YES	926	82.09%
NO	202	17.91%

ASSESSOR		
Vote For 1		
Total Votes	1,100	
DANNY GRAY (REP)	1,080	98.18%
WRITE IN	20	1.82%

SOUTHERN DIST. APPEALS JUDGE LYNCH		
Vote For 1		
Total Votes	1,120	
YES	927	82.77%
NO	193	17.23%

TREASURER		
Vote For 1		
Total Votes	1,093	
KAREN MATTHEWS (REP)	1,073	98.17%
WRITE IN	20	1.83%

CONSTITUTIONAL AMENDMENT NO. 1		
Vote For 1		
Total Votes	1,208	
YES	604	50.00%
NO	604	50.00%

Handwritten signatures:
 [Signature 1]
 [Signature 2]
 [Signature 3]

Precinct Summary Report
GENERAL ELECTION
CHRISTIAN COUNTY, MISSOURI
TUESDAY, NOVEMBER 3, 2020
NOVEMBER 3, 2020 GENERAL ELECTION
30. ROSEDALE #1B
OFFICIAL RESULTS

Date: 11/13/2020
Time: 10:02:34 AM
Page 3/3

Registered Voters 2,288 - Total Ballots 1,251 : 54.68%

CONSTITUTIONAL AMENDMENT NO. 3

Vote For 1		
Total Votes	1,212	
YES	680	56.11%
NO	532	43.89%

[Handwritten signature]
[Handwritten signature]
[Handwritten signature]
[Handwritten signature]

Registered Voters 3,544 - Total Ballots 1,732 : 48.87%

PRESIDENT AND VICE PRESIDENT

Vote For 1			
Total Votes	1,728		
DONALD J. TRUMP MICHAEL R. PENCE (REP)	1,346	77.89%	
JOSEPH R. BIDEN KAMALA D. HARRIS (DEM)	354	20.49%	
JO JORGENSEN JEREMY (SPIKE) COHEN (LIB)	20	1.16%	
HOWIE HAWKINS ANGELA NICOLE WALKER (GRN)	3	0.17%	
DON BLANKENSHIP WILLIAM MOHR (CST)	2	0.12%	
WRITE IN	3	0.17%	

GOVERNOR

Vote For 1			
Total Votes	1,727		
MIKE PARSON (REP)	1,346	77.94%	
NICOLE GALLOWAY (DEM)	352	20.38%	
RIK COMBS (LIB)	24	1.39%	
JEROME HOWARD BAUER (GRN)	4	0.23%	
WRITE IN	1	0.06%	

LIEUTENANT GOVERNOR

Vote For 1			
Total Votes	1,703		
MIKE KEHOE (REP)	1,360	79.86%	
ALISSIA CANADY (DEM)	295	17.32%	
BILL SLANTZ (LIB)	30	1.76%	
KELLEY DRAGOO (GRN)	16	0.94%	
WRITE IN	2	0.12%	

SECRETARY OF STATE

Vote For 1			
Total Votes	1,707		
JOHN R. (JAY) ASHCROFT (REP)	1,378	80.73%	
YINKA FALETI (DEM)	282	16.52%	
CARL HERMAN FREESE (LIB)	31	1.82%	
PAUL LEHMANN (GRN)	6	0.35%	
PAUL VENABLE (CST)	9	0.53%	
WRITE IN	1	0.06%	

STATE TREASURER

Vote For 1			
Total Votes	1,697		
SCOTT FITZPATRICK (REP)	1,375	81.03%	
VICKI LORENZ ENGLUND (DEM)	279	16.44%	
NICHOLAS (NICK) KASOFF (LIB)	37	2.18%	
JOSEPH CIVETTINI (GRN)	5	0.29%	
WRITE IN	1	0.06%	

ATTORNEY GENERAL

Vote For 1			
Total Votes	1,689		
ERIC SCHMITT (REP)	1,368	80.99%	
RICH FINNERAN (DEM)	274	16.22%	
KEVIN C BABCOCK (LIB)	44	2.61%	
WRITE IN	3	0.18%	

US REP. DIST. 7

Vote For 1			
Total Votes	1,705		
BILLY LONG (REP)	1,302	76.36%	
TERESA MONTSENY (DEM)	328	19.24%	
KEVIN CRAIG (LIB)	68	3.99%	
WRITE IN	7	0.41%	

Wm. J. Anderson
Joseph Brannon
Carol Cassidy

Registered Voters 3,544 - Total Ballots 1,732 : 48.87%

STATE REP. DIST. 140		
Vote For 1		
Total Votes	1,552	
TRICIA DERGES (REP)	1,529	98.52%
WRITE IN	23	1.48%

CORONER		
Vote For 1		
Total Votes	1,525	
MANDI YODER-ARMITAGE (REP)	1,511	99.08%
WRITE IN	14	0.92%

EASTERN COMMISSIONER		
Vote For 1		
Total Votes	1,668	
LYNN MORRIS (REP)	1,315	78.84%
NATHAN A. BILLEDO (DEM)	347	20.80%
WRITE IN	6	0.36%

PUBLIC ADMINISTRATOR		
Vote For 1		
Total Votes	1,523	
KEN DAVIS (REP)	1,504	98.75%
WRITE IN	19	1.25%

SHERIFF		
Vote For 1		
Total Votes	1,563	
BRAD COLE (REP)	1,533	98.08%
WRITE IN	30	1.92%

SUPREME COURT JUDGE BRECKENRIDGE		
Vote For 1		
Total Votes	1,532	
YES	1,285	83.88%
NO	247	16.12%

ASSESSOR		
Vote For 1		
Total Votes	1,542	
DANNY GRAY (REP)	1,525	98.90%
WRITE IN	17	1.10%

SOUTHERN DIST. APPEALS JUDGE LYNCH		
Vote For 1		
Total Votes	1,519	
YES	1,278	84.13%
NO	241	15.87%

TREASURER		
Vote For 1		
Total Votes	1,531	
KAREN MATTHEWS (REP)	1,514	98.89%
WRITE IN	17	1.11%

CONSTITUTIONAL AMENDMENT NO. 1		
Vote For 1		
Total Votes	1,640	
YES	773	47.13%
NO	867	52.87%

*For info Ann Rusey
 Doppel Graham
 Carol Esch*

Precinct Summary Report
GENERAL ELECTION
CHRISTIAN COUNTY, MISSOURI
TUESDAY, NOVEMBER 3, 2020
NOVEMBER 3, 2020 GENERAL ELECTION
32. CASSIDY #2
OFFICIAL RESULTS

Date: 11/13/2020
Time: 10:02:34 AM
Page 3/3

Registered Voters 3,544 - Total Ballots 1,732 : 48.87%

CONSTITUTIONAL AMENDMENT NO. 3

Vote For 1		
Total Votes	1,661	
YES	1,026	61.77%
NO	635	38.23%

[Handwritten signatures]
The Clerk
Dana Gordon
Caleb Esch
Aya Ramsey