

Statement of Votes Cast
 GENERAL ELECTION
 CHRISTIAN COUNTY, MISSOURI
 TUESDAY, NOVEMBER 3, 2020
 NOVEMBER 3, 2020 GENERAL ELECTION
 OFFICIAL RESULTS

Date: 11/13/2020
 Time: 10:13:17 AM

Turnout

PRESIDENT AND VICE PRESIDENT

Jurisdiction Wide	Reg. Voters	Ballots Cast	% Turnout	PRESIDENT AND VICE PRESIDENT													
				Reg. Voters	Total Voters	DONALD J. TRUMP	JOSEPH R. BIDEN	JO JORGENSEN	HOWIE HAWKINS	DON BLANKENSHI	WRITE IN						
1. E BENTON/ 3. BRUNER Normal	1025	619	60.39%	1025	618	533	86.25%	80	12.94%	4	0.65%	1	0.16%	0	-	0	-
Absentee	1025	-	-	1025	0	0	-	0	-	0	-	0	-	0	-	0	-
2. W. BENTON/ 14. LINDEN Normal	1890	1291	68.31%	1890	1289	1033	80.14%	232	18.00%	16	1.24%	4	0.31%	0	-	4	0.31%
Absentee	1890	-	-	1890	0	0	-	0	-	0	-	0	-	0	-	0	-
4. CHADWICK/16. SOUTH LINN 11. GARRISON/25 SENECA Normal	669	467	69.81%	669	466	422	90.56%	40	8.58%	2	0.43%	0	-	2	0.43%	0	-
Absentee	669	-	-	669	0	0	-	0	-	0	-	0	-	0	-	0	-
5. RIVERSIDE Normal	5565	2988	53.69%	5565	2982	2299	77.10%	633	21.23%	32	1.07%	2	0.07%	3	0.10%	13	0.44%
Absentee	5565	-	-	5565	0	0	-	0	-	0	-	0	-	0	-	0	-
6. CASSIDY #1 Normal	2815	1523	54.10%	2815	1517	1143	75.35%	341	22.48%	24	1.58%	1	0.07%	3	0.20%	5	0.33%
Absentee	2815	-	-	2815	0	0	-	0	-	0	-	0	-	0	-	0	-
7. WEST FINLEY Normal	3425	1689	49.31%	3425	1686	1305	77.40%	336	19.93%	35	2.08%	3	0.18%	2	0.12%	5	0.30%
Absentee	3425	-	-	3425	0	0	-	0	-	0	-	0	-	0	-	0	-
8. EAST FINLEY Normal	4734	2617	55.28%	4734	2607	2018	77.41%	516	19.79%	61	2.34%	9	0.35%	2	0.08%	1	0.04%
Absentee	4734	-	-	4734	0	0	-	0	-	0	-	0	-	0	-	0	-
9. NORTH GALLOWAY Normal	2917	1599	54.82%	2917	1594	1350	84.69%	215	13.49%	24	1.51%	2	0.13%	0	-	3	0.19%
Absentee	2917	-	-	2917	0	0	-	0	-	0	-	0	-	0	-	0	-
10. SOUTH GALLOWAY Normal	1670	1070	64.07%	1670	1070	894	83.55%	161	15.05%	10	0.93%	2	0.19%	3	0.28%	0	-
Absentee	1670	-	-	1670	0	0	-	0	-	0	-	0	-	0	-	0	-
12. LEAD HILL/18. OLDFIELD Normal	490	349	71.22%	490	349	293	83.95%	54	15.47%	0	-	0	-	1	0.29%	1	0.29%
Absentee	490	-	-	490	0	0	-	0	-	0	-	0	-	0	-	0	-
13. LINCOLN #1 Normal	2455	1553	63.26%	2455	1552	1259	81.12%	266	17.14%	17	1.10%	5	0.32%	3	0.19%	2	0.13%
Absentee	2455	-	-	2455	0	0	-	0	-	0	-	0	-	0	-	0	-
15. NORTH LINN Normal	767	563	73.40%	767	563	461	81.88%	97	17.23%	2	0.36%	0	-	1	0.18%	2	0.36%
Absentee	767	-	-	767	0	0	-	0	-	0	-	0	-	0	-	0	-

Paul G. Galloway
Tom Galloway

Statement of Votes Cast
 GENERAL ELECTION
 CHRISTIAN COUNTY, MISSOURI
 TUESDAY, NOVEMBER 3, 2020
 NOVEMBER 3, 2020 GENERAL ELECTION
 OFFICIAL RESULTS

Date: 11/13/2020
 Time: 10:13:17 AM

PRESIDENT AND VICE PRESIDENT

	Turnout	PRESIDENT AND VICE PRESIDENT														
		Reg. Voters	Ballots Cast	% Turnout	Reg. Voters	Total Votes	DONALD J. TRUMP	JOSEPH R. BIDEN	JO JORGENSEN	HOWIE HAWKINS	DON BLANKENSHI	WRITE IN				
17. McCRACKEN	Normal	1809	1136	62.80%	1809	1134	920	81.13%	195	17.20%	13	1.15%	2	0.18%	2	0.18%
	Absentee	1809	-	-	1809	0	0	-	0	-	0	-	0	-	0	-
20. POLK	Normal	2433	1690	69.46%	2433	1685	1365	81.01%	289	17.15%	18	1.07%	2	0.12%	6	0.36%
	Absentee	2433	-	-	2433	0	0	-	0	-	0	-	0	-	0	-
21. UNION CHAPEL #1	Normal	3125	1639	52.45%	3125	1639	1210	73.83%	383	23.37%	31	1.89%	7	0.43%	1	0.06%
	Absentee	3125	-	-	3125	0	0	-	0	-	0	-	0	-	0	-
22. ROSEDALE #1A	Normal	2505	1427	56.97%	2505	1424	1050	73.74%	339	23.81%	29	2.04%	2	0.14%	0	-
	Absentee	2505	-	-	2505	0	0	-	0	-	0	-	0	-	0	-
23. GARDEN GROVE	Normal	2335	1419	60.77%	2335	1418	1030	72.64%	354	24.96%	28	1.97%	4	0.28%	0	-
	Absentee	2335	-	-	2335	0	0	-	0	-	0	-	0	-	0	-
24. NORTHVIEW #1	Normal	4175	2194	52.55%	4175	2194	1624	74.02%	538	24.52%	27	1.23%	2	0.09%	0	-
	Absentee	4175	-	-	4175	0	0	-	0	-	0	-	0	-	0	-
26. SPARTA	Normal	1814	1178	64.94%	1814	1174	996	84.84%	161	13.71%	10	0.85%	4	0.34%	0	-
	Absentee	1814	-	-	1814	0	0	-	0	-	0	-	0	-	0	-
27. UNION CHAPEL #2	Normal	3552	1990	56.02%	3552	1986	1541	77.59%	399	20.09%	33	1.66%	6	0.30%	4	0.20%
	Absentee	3552	-	-	3552	0	0	-	0	-	0	-	0	-	0	-
28. ROSEDALE #2	Normal	2058	1254	60.93%	2058	1251	937	74.90%	285	22.78%	21	1.68%	0	-	3	0.24%
	Absentee	2058	-	-	2058	0	0	-	0	-	0	-	0	-	0	-
29. NORTHVIEW #2	Normal	2204	1266	57.44%	2204	1263	891	70.55%	333	26.37%	24	1.90%	5	0.40%	5	0.40%
	Absentee	2204	-	-	2204	0	0	-	0	-	0	-	0	-	0	-
30. ROSEDALE #1B	Normal	2288	1251	54.68%	2288	1247	867	69.53%	340	27.27%	35	2.81%	3	0.24%	2	0.16%
	Absentee	2288	-	-	2288	0	0	-	0	-	0	-	0	-	0	-
32. CASSIDY #2	Normal	3544	1732	48.87%	3544	1728	1346	77.89%	354	20.49%	20	1.16%	3	0.17%	2	0.12%
	Absentee	3544	-	-	3544	0	0	-	0	-	0	-	0	-	0	-
33. LINCOLN #2	Normal	2126	1086	51.08%	2126	1084	908	83.76%	148	13.65%	25	2.31%	2	0.18%	0	-
	Absentee	2126	-	-	2126	0	0	-	0	-	0	-	0	-	0	-


Paul E. Smith
 Paul E. Smith
 County Clerk

Statement of Votes Cast
 GENERAL ELECTION
 CHRISTIAN COUNTY, MISSOURI
 TUESDAY, NOVEMBER 3, 2020
 NOVEMBER 3, 2020 GENERAL ELECTION
 OFFICIAL RESULTS

Date: 11/13/2020
 Time: 10:13:17 AM

PRESIDENT AND VICE PRESIDENT

ABSENTEE	Turnout			PRESIDENT AND VICE PRESIDENT													
	Reg. Voters	Ballots Cast	% Turnout	Reg. Voters	Total Votes	DONALD J. TRUMP	JOSEPH R. BIDEN	JO JORGENSEN	HOWIE HAWKINS	DON BLANKENSHI	WRITE IN						
Normal Absentee	-	11463	-	0	11405	0	7225	63.35%	4042	35.44%	0	0	9	0.08%	21	0.18%	
Total Normal Absentee	62390	35590	57.04%	62390	35520	27695	77.97%	7089	19.96%	541	1.52%	71	0.20%	45	0.13%	79	0.22%
Total	62390	14463	18.37%	62390	11405	7225	63.35%	4042	35.44%	97	0.85%	11	0.10%	9	0.08%	21	0.18%
Total	62390	47053	75.42%	62390	46925	34920	74.42%	11131	23.72%	638	1.36%	82	0.17%	54	0.12%	100	0.21%


 Robert L. Galloway
 Earl Cowell
 Tom Bruner

Statement of Votes Cast
 GENERAL ELECTION
 CHRISTIAN COUNTY, MISSOURI
 TUESDAY, NOVEMBER 3, 2020
 NOVEMBER 3, 2020 GENERAL ELECTION
 OFFICIAL RESULTS

Date: 11/13/2020
 Time: 10:13:17 AM

GOVERNOR

Jurisdiction Wide	Reg. Voters	Total Votes	MIKE PARSON (REP)	NICOLE GALLOWAY (DEM)	RIK COMBS (LIB)	JEROME HOWARD BAUER	WRITE IN
1. E BENTON/3. BRUNER Normal	1025	614	519 84.53%	80 13.03%	11 1.79%	4 0.65%	0
Absentee	1025	0	0	0	0	0	0
2. W. BENTON/ 14. LINDEN Normal	1890	1287	1047 81.35%	222 17.25%	15 1.17%	1 0.08%	2 0.16%
Absentee	1890	0	0	0	0	0	0
4. CHADWICK/16. SOUTH LINN 11. GARRISON/25 SENECA Normal	669	464	410 88.36%	45 9.70%	7 1.51%	1 0.22%	1 0.22%
Absentee	669	0	0	0	0	0	0
5. RIVERSIDE Normal	5565	2966	2304 77.68%	617 20.80%	39 1.31%	5 0.17%	1 0.03%
Absentee	5565	0	0	0	0	0	0
6. CASSIDY #1 Normal	2815	1503	1144 76.11%	328 21.82%	23 1.53%	8 0.53%	0
Absentee	2815	0	0	0	0	0	0
7. WEST FINLEY Normal	3425	1672	1295 77.45%	336 20.10%	34 2.03%	6 0.36%	1 0.06%
Absentee	3425	0	0	0	0	0	0
8. EAST FINLEY Normal	4734	2592	1990 76.77%	529 20.41%	61 2.35%	11 0.42%	1 0.04%
Absentee	4734	0	0	0	0	0	0
9. NORTH GALLOWAY Normal	2917	1595	1336 83.76%	222 13.92%	30 1.88%	5 0.31%	2 0.13%
Absentee	2917	0	0	0	0	0	0
10. SOUTH GALLOWAY Normal	1670	1064	880 82.71%	161 15.13%	16 1.50%	7 0.66%	0
Absentee	1670	0	0	0	0	0	0
12. LEAD HILL/18. OLDFIELD Normal	490	348	287 82.47%	57 16.38%	4 1.15%	0	0
Absentee	490	0	0	0	0	0	0
13. LINCOLN #1 Normal	2455	1538	1218 79.19%	279 18.14%	30 1.95%	10 0.65%	1 0.07%
Absentee	2455	0	0	0	0	0	0
15. NORTH LINN Normal	767	561	453 80.75%	95 16.93%	11 1.96%	2 0.36%	0
Absentee	767	0	0	0	0	0	0

John L. Galloway
John L. Galloway

Statement of Votes Cast
 GENERAL ELECTION
 CHRISTIAN COUNTY, MISSOURI
 TUESDAY, NOVEMBER 3, 2020
 NOVEMBER 3, 2020 GENERAL ELECTION
 OFFICIAL RESULTS

Date: 11/13/2020
 Time: 10:13:17 AM

GOVERNOR

	Reg. Voters	Total Votes	MIKE PARSON (REP)		NICOLE GALLOWAY (DEM)		RIK COMBS (LIB)		JEROME HOWARD BAUER		WRITE IN	
17. McCracken Normal	1809	1128	915	81.12%	187	16.58%	24	2.13%	2	0.18%	0	-
Absentee	1809	0	0	-	0	-	0	-	0	-	0	-
20. Polk Normal	2433	1676	1376	82.10%	265	15.81%	25	1.49%	10	0.60%	0	-
Absentee	2433	0	0	-	0	-	0	-	0	-	0	-
21. Union Chapel #1 Normal	3125	1628	1207	74.14%	375	23.03%	40	2.46%	4	0.25%	2	0.12%
Absentee	3125	0	0	-	0	-	0	-	0	-	0	-
22. Rosedale #1A Normal	2505	1419	1025	72.23%	348	24.52%	33	2.33%	13	0.92%	0	-
Absentee	2505	0	0	-	0	-	0	-	0	-	0	-
23. Garden Grove Normal	2335	1394	1012	72.60%	339	24.32%	34	2.44%	6	0.43%	3	0.22%
Absentee	2335	0	0	-	0	-	0	-	0	-	0	-
24. Northview #1 Normal	4175	2182	1617	74.11%	523	23.97%	31	1.42%	9	0.41%	2	0.09%
Absentee	4175	0	0	-	0	-	0	-	0	-	0	-
26. Sparta Normal	1814	1170	981	83.85%	157	13.42%	23	1.97%	6	0.51%	3	0.26%
Absentee	1814	0	0	-	0	-	0	-	0	-	0	-
27. Union Chapel #2 Normal	3552	1978	1527	77.20%	404	20.42%	35	1.77%	11	0.56%	1	0.05%
Absentee	3552	0	0	-	0	-	0	-	0	-	0	-
28. Rosedale #2 Normal	2058	1243	934	75.14%	279	22.45%	25	2.01%	4	0.32%	1	0.08%
Absentee	2058	0	0	-	0	-	0	-	0	-	0	-
29. Northview #2 Normal	2204	1257	907	72.16%	315	25.06%	29	2.31%	5	0.40%	1	0.08%
Absentee	2204	0	0	-	0	-	0	-	0	-	0	-
30. Rosedale #1B Normal	2288	1243	846	68.06%	357	28.72%	38	3.06%	1	0.08%	1	0.08%
Absentee	2288	0	0	-	0	-	0	-	0	-	0	-
32. Cassidy #2 Normal	3544	1727	1346	77.94%	352	20.38%	24	1.39%	4	0.23%	1	0.06%
Absentee	3544	0	0	-	0	-	0	-	0	-	0	-
33. Lincoln #2 Normal	2126	1075	891	82.88%	157	14.60%	24	2.23%	1	0.09%	2	0.19%
Absentee	2126	0	0	-	0	-	0	-	0	-	0	-

Handwritten signature: Bobb McRack
Handwritten signature: Bobb McRack

Statement of Votes Cast
 GENERAL ELECTION
 CHRISTIAN COUNTY, MISSOURI
 TUESDAY, NOVEMBER 3, 2020
 NOVEMBER 3, 2020 GENERAL ELECTION
 OFFICIAL RESULTS

Date: 11/13/2020
 Time: 10:13:17 AM

GOVERNOR

ABSENTEE	Reg. Voters	Total	MIKE PARSON (REP)		NICOLE GALLOWAY (DEM)		RIK COMBS (LIB)		JEROME HOWARD BAUER		WRITE IN
			Votes	%	Votes	%	Votes	%	Votes	%	
Normal	0	0	0	-	0	-	0	-	0	-	0
Absentee	0	11365	7360	64.76%	3834	33.74%	138	1.21%	30	0.26%	3
Total	62390	35324	27467	77.76%	7029	19.90%	666	1.89%	136	0.39%	26
Normal	62390	11365	7360	64.76%	3834	33.74%	138	1.21%	30	0.26%	3
Absentee	62390	46689	34827	74.59%	10863	23.27%	804	1.72%	166	0.36%	29
Total											

[Handwritten Signature]
Robert Galloway
Earl Caldwell
Don Runner

Statement of Votes Cast
 GENERAL ELECTION
 CHRISTIAN COUNTY, MISSOURI
 TUESDAY, NOVEMBER 3, 2020
 NOVEMBER 3, 2020 GENERAL ELECTION
 OFFICIAL RESULTS

Date: 11/13/2020
 Time: 10:13:17 AM

LIEUTENANT GOVERNOR

Jurisdiction Wide	Reg. Voters	Total Votes	MIKE KEHOE (REP)		ALISSIA CANADY (DEM)		BILL SLANTZ (LIB)		KELLEY DRAGOO (GRN)		WRITE IN	
			Count	Percentage	Count	Percentage	Count	Percentage	Count	Percentage		
1. E BENTON/3. BRUNER Normal	1025	602	516	85.71%	74	12.29%	9	1.50%	3	0.50%	0	-
Absentee	1025	0	0	-	0	-	0	-	0	-	0	-
2. W. BENTON/14. LINDEN Normal	1890	1268	1046	82.49%	202	15.93%	16	1.26%	3	0.24%	1	0.08%
Absentee	1890	0	0	-	0	-	0	-	0	-	0	-
4. CHADWICK/16. SOUTH LINN 11. GARRISON/25 SENECA Normal	669	450	400	88.89%	38	8.44%	9	2.00%	2	0.44%	1	0.22%
Absentee	669	0	0	-	0	-	0	-	0	-	0	-
5. RIVERSIDE Normal	5565	2922	2317	79.30%	541	18.51%	48	1.64%	14	0.48%	2	0.07%
Absentee	5565	0	0	-	0	-	0	-	0	-	0	-
6. CASSIDY #1 Normal	2815	1476	1151	77.98%	286	19.38%	27	1.83%	12	0.81%	0	-
Absentee	2815	0	0	-	0	-	0	-	0	-	0	-
7. WEST FINLEY Normal	3425	1653	1286	77.80%	314	19.00%	46	2.78%	6	0.36%	1	0.06%
Absentee	3425	0	0	-	0	-	0	-	0	-	0	-
8. EAST FINLEY Normal	4734	2556	1965	76.88%	480	18.78%	85	3.33%	23	0.90%	3	0.12%
Absentee	4734	0	0	-	0	-	0	-	0	-	0	-
9. NORTH GALLOWAY Normal	2917	1582	1340	84.70%	207	13.08%	25	1.58%	9	0.57%	1	0.06%
Absentee	2917	0	0	-	0	-	0	-	0	-	0	-
10. SOUTH GALLOWAY Normal	1670	1042	892	85.60%	126	12.09%	14	1.34%	8	0.77%	2	0.19%
Absentee	1670	0	0	-	0	-	0	-	0	-	0	-
12. LEAD HILL/18. OLDFIELD Normal	490	341	283	82.99%	51	14.95%	7	2.05%	0	-	0	-
Absentee	490	0	0	-	0	-	0	-	0	-	0	-
13. LINCOLN #1 Normal	2455	1520	1231	80.99%	244	16.05%	29	1.91%	14	0.92%	2	0.13%
Absentee	2455	0	0	-	0	-	0	-	0	-	0	-
15. NORTH LINN Normal	767	554	460	83.03%	84	15.16%	6	1.08%	3	0.54%	1	0.18%
Absentee	767	0	0	-	0	-	0	-	0	-	0	-

Samuel Graham
Paula Colwell
Samuel Graham

Statement of Votes Cast
 GENERAL ELECTION
 CHRISTIAN COUNTY, MISSOURI
 TUESDAY, NOVEMBER 3, 2020
 NOVEMBER 3, 2020 GENERAL ELECTION
 OFFICIAL RESULTS

Date: 11/13/2020
 Time: 10:13:17 AM

LIEUTENANT GOVERNOR

	Reg. Voters	Total Votes	MIKE KEHOE (REP)	ALISSIA CANADY (DEM)	BILL SLANTZ (LIB)	KELLEY DRAGOO (GRN)	WRITE IN
17. McCRACKEN Normal	1809	1114	921 82.68%	161 14.45%	20 1.80%	11 0.99%	1 0.09%
Absentee	1809	0	0	0	0	0	0
20. POLK Normal	2433	1658	1385 83.53%	236 14.23%	22 1.33%	15 0.90%	0
Absentee	2433	0	0	0	0	0	0
21. UNION CHAPEL #1 Normal	3125	1604	1215 75.75%	343 21.38%	34 2.12%	11 0.69%	1 0.06%
Absentee	3125	0	0	0	0	0	0
22. ROSEDALE #1A Normal	2505	1399	1033 73.84%	313 22.37%	37 2.64%	16 1.14%	0
Absentee	2505	0	0	0	0	0	0
23. GARDEN GROVE Normal	2335	1386	1026 74.03%	309 22.29%	39 2.81%	9 0.65%	3 0.22%
Absentee	2335	0	0	0	0	0	0
24. NORTHVIEW #1 Normal	4175	2148	1628 75.79%	472 21.97%	35 1.63%	13 0.61%	0
Absentee	4175	0	0	0	0	0	0
26. SPARTA Normal	1814	1149	965 83.99%	152 13.23%	22 1.91%	8 0.70%	2 0.17%
Absentee	1814	0	0	0	0	0	0
27. UNION CHAPEL #2 Normal	3552	1951	1545 79.19%	349 17.89%	42 2.15%	15 0.77%	0
Absentee	3552	0	0	0	0	0	0
28. ROSEDALE #2 Normal	2058	1232	949 77.03%	252 20.45%	25 2.03%	6 0.49%	0
Absentee	2058	0	0	0	0	0	0
29. NORTHVIEW #2 Normal	2204	1232	900 73.05%	290 23.54%	31 2.52%	10 0.81%	1 0.08%
Absentee	2204	0	0	0	0	0	0
30. ROSEDALE #1B Normal	2288	1224	877 71.65%	299 24.43%	43 3.51%	3 0.25%	2 0.16%
Absentee	2288	0	0	0	0	0	0
32. CASSIDY #2 Normal	3544	1703	1360 79.86%	295 17.32%	30 1.76%	16 0.94%	2 0.12%
Absentee	3544	0	0	0	0	0	0
33. LINCOLN #2 Normal	2126	1067	906 84.91%	131 12.28%	20 1.87%	10 0.94%	0
Absentee	2126	0	0	0	0	0	0

[Handwritten signatures and notes]

Statement of Votes Cast
 GENERAL ELECTION
 CHRISTIAN COUNTY, MISSOURI
 TUESDAY, NOVEMBER 3, 2020
 NOVEMBER 3, 2020 GENERAL ELECTION
 OFFICIAL RESULTS

Date: 11/13/2020
 Time: 10:13:17 AM

LIEUTENANT GOVERNOR

ABSENTEE	Reg. Voters	Total Votes	MIKE KEHOE (REP)		ALISSIA CANADY (DEM)		BILL SLANTZ (LIB)		KELLEY DRAGOO (GRN)		WRITE IN	
			Count	Percentage	Count	Percentage	Count	Percentage	Count	Percentage	Count	Percentage
Normal	0	0	0	-	0	-	0	-	0	-	0	-
Absentee	0	11168	7394	66.21%	3605	32.28%	118	1.08%	50	0.45%	1	0.01%
Total	62390	34833	27597	79.23%	6249	17.94%	721	2.07%	240	0.69%	26	0.07%
Normal	62390	11168	7394	66.21%	3605	32.28%	118	1.08%	50	0.45%	1	0.01%
Absentee	62390	46001	34981	76.07%	9854	21.42%	839	1.82%	290	0.63%	27	0.06%
Total												

[Handwritten Signature]
[Handwritten Signature]
[Handwritten Signature]
[Handwritten Signature]

Statement of Votes Cast
 GENERAL ELECTION
 CHRISTIAN COUNTY, MISSOURI
 TUESDAY, NOVEMBER 3, 2020
 NOVEMBER 3, 2020 GENERAL ELECTION
 OFFICIAL RESULTS

Date: 11/13/2020
 Time: 10:13:17 AM

SECRETARY OF STATE

Jurisdiction Wide	Reg. Voters	Total Votes	JOHN R. (JAY) ASHCROFT (REP)		YINKA FALETTI (DEM)		CARL HERMAN FREESE (LIB)		PAUL LEHMANN (GRN)		PAUL VENABLE (CST)		WRITE IN
			ASHCROFT (REP)	%	FALETTI (DEM)	%	HERMAN FREESE (LIB)	%	LEHMANN (GRN)	%	VENABLE (CST)	%	
1. E BENTON/3. BRUNER Normal	1025	605	509	84.13%	74	12.23%	13	2.15%	3	0.50%	6	0.99%	0
Absentee	1025	0	0	-	0	-	0	-	0	-	0	-	0
2. W. BENTON/ 14. LINDEN Normal	1890	1276	1033	80.96%	217	17.01%	14	1.10%	7	0.55%	4	0.31%	1
Absentee	1890	0	0	-	0	-	0	-	0	-	0	-	0
4. CHADWICK/16. SOUTH LINN 11. GARRISON/28. SENECA Normal	669	460	406	88.26%	45	9.78%	6	1.30%	0	-	3	0.65%	0
Absentee	669	0	0	-	0	-	0	-	0	-	0	-	0
5. RIVERSIDE Normal	5565	2930	2352	80.27%	496	16.93%	53	1.81%	19	0.65%	8	0.27%	2
Absentee	5565	0	0	-	0	-	0	-	0	-	0	-	0
6. CASSIDY #1 Normal	2815	1487	1174	78.95%	255	17.15%	37	2.49%	10	0.67%	10	0.67%	1
Absentee	2815	0	0	-	0	-	0	-	0	-	0	-	0
7. WEST FINLEY Normal	3425	1659	1301	78.42%	282	17.00%	46	2.77%	13	0.78%	16	0.96%	1
Absentee	3425	0	0	-	0	-	0	-	0	-	0	-	0
8. EAST FINLEY Normal	4734	2563	2012	78.50%	439	17.13%	73	2.85%	23	0.90%	16	0.62%	0
Absentee	4734	0	0	-	0	-	0	-	0	-	0	-	0
9. NORTH GALLOWAY Normal	2917	1586	1343	84.69%	208	13.11%	27	1.70%	2	0.13%	6	0.38%	0
Absentee	2917	0	0	-	0	-	0	-	0	-	0	-	0
10. SOUTH GALLOWAY Normal	1670	1054	892	84.63%	138	13.09%	13	1.23%	5	0.47%	6	0.57%	0
Absentee	1670	0	0	-	0	-	0	-	0	-	0	-	0
12. LEAD HILL/18. OLDFIELD Normal	490	339	277	81.71%	50	14.75%	5	1.47%	3	0.88%	4	1.18%	0
Absentee	490	0	0	-	0	-	0	-	0	-	0	-	0
13. LINCOLN #1 Normal	2455	1528	1234	80.76%	243	15.90%	30	1.96%	9	0.59%	11	0.72%	1
Absentee	2455	0	0	-	0	-	0	-	0	-	0	-	0
15. NORTH LINN Normal	767	554	443	79.96%	90	16.25%	10	1.81%	1	0.18%	7	1.26%	3
Absentee	767	0	0	-	0	-	0	-	0	-	0	-	0

Robert B. Bruner
 Robert B. Bruner, Sec. of State

Statement of Votes Cast
 GENERAL ELECTION
 CHRISTIAN COUNTY, MISSOURI
 TUESDAY, NOVEMBER 3, 2020
 NOVEMBER 3, 2020 GENERAL ELECTION
 OFFICIAL RESULTS

Date: 11/13/2020
 Time: 10:13:17 AM

SECRETARY OF STATE

	Reg. Voters	Total Votes	JOHN R. (JAY) ASHCROFT (REP)	YINKA FALETI (DEM)	CARL HERMAN FREESE (LIB)	PAUL LEHMANN (GRN)	PAUL VENABLE (CST)	WRITE IN
17. McCRACKEN Normal	1809	1112	911	157	25	6	13	0
Absentee	1809	0	0	0	0	0	0	0
20. POLK Normal	2433	1663	1373	229	32	17	12	0
Absentee	2433	0	0	0	0	0	0	0
21. UNION CHAPEL #1 Normal	3125	1612	1250	312	32	12	5	1
Absentee	3125	0	0	0	0	0	0	0
22. ROSEDALE #1A Normal	2505	1394	1054	288	38	8	6	0
Absentee	2505	0	0	0	0	0	0	0
23. GARDEN GROVE Normal	2335	1386	1043	286	39	11	4	3
Absentee	2335	0	0	0	0	0	0	0
24. NORTHVIEW #1 Normal	4175	2157	1679	423	41	7	7	0
Absentee	4175	0	0	0	0	0	0	0
26. SPARTA Normal	1814	1154	969	141	19	10	14	1
Absentee	1814	0	0	0	0	0	0	0
27. UNION CHAPEL #2 Normal	3552	1965	1570	338	35	14	6	2
Absentee	3552	0	0	0	0	0	0	0
28. ROSEDALE #2 Normal	2058	1234	943	258	24	4	5	0
Absentee	2058	0	0	0	0	0	0	0
29. NORTHVIEW #2 Normal	2204	1240	919	271	34	10	5	1
Absentee	2204	0	0	0	0	0	0	0
30. ROSEDALE #1B Normal	2288	1222	904	272	37	7	2	0
Absentee	2288	0	0	0	0	0	0	0
32. CASSIDY #2 Normal	3544	1707	1378	282	31	6	9	1
Absentee	3544	0	0	0	0	0	0	0
33. LINCOLN #2 Normal	2126	1068	911	124	20	4	9	0
Absentee	2126	0	0	0	0	0	0	0

Paul Venable

Statement of Votes Cast
 GENERAL ELECTION
 CHRISTIAN COUNTY, MISSOURI
 TUESDAY, NOVEMBER 3, 2020
 NOVEMBER 3, 2020 GENERAL ELECTION
 OFFICIAL RESULTS

Date: 11/13/2020
 Time: 10:13:17 AM

SECRETARY OF STATE

ABSENTEE	Reg. Voters	Total Votes	JOHN R. (JAY) ASHCROFT (REP)	YINKA FALETTI (DEM)	CARL HERMAN FREESE (LIB)	PAUL LEHMANN (GRN)	PAUL VENABLE (CST)	WRITE IN						
Normal	0	0	0	0	0	0	0	0						
Absentee	0	11246	7774	69.13%	3255	28.94%	133	1.18%	46	0.41%	38	0.34%	0	-
Total	62390	34955	27880	79.76%	5918	16.93%	734	2.10%	211	0.60%	194	0.55%	18	0.05%
Normal	62390	11246	7774	69.13%	3255	28.94%	133	1.18%	46	0.41%	38	0.34%	0	-
Absentee	62390	46201	35654	77.17%	9173	19.85%	867	1.88%	257	0.56%	232	0.50%	18	0.04%

[Handwritten Signature]
Paul Erick
Don Smith

Statement of Votes Cast
 GENERAL ELECTION
 CHRISTIAN COUNTY, MISSOURI
 TUESDAY, NOVEMBER 3, 2020
 NOVEMBER 3, 2020 GENERAL ELECTION
 OFFICIAL RESULTS

Date: 11/13/2020
 Time: 10:13:17 AM

STATE TREASURER

Jurisdiction Wide	Reg. Voters	Total Votes	SCOTT FITZPATRICK (REP)		VICKI LORENZ ENGLUND		NICHOLAS (NICK) KASOFF (LIB)		JOSEPH CIVETTINI (GRN)		WRITE IN	
			Reg. Voters	Total Votes	Reg. Voters	Total Votes	Reg. Voters	Total Votes	Reg. Voters	Total Votes		
1. E BENTON/3. BRUNER Normal	1025	600	517	86.17%	72	12.00%	7	1.17%	4	0.67%	0	-
Absentee	1025	0	0	-	0	-	0	-	0	-	0	-
2. W. BENTON/14. LINDEN Normal	1890	1266	1043	82.39%	197	15.56%	22	1.74%	3	0.24%	1	0.08%
Absentee	1890	0	0	-	0	-	0	-	0	-	0	-
4. CHADWICK/16. SOUTH LINN 11. GARRISON/25 SENECA Normal	669	448	401	89.51%	40	8.93%	6	1.34%	1	0.22%	0	-
Absentee	669	0	0	-	0	-	0	-	0	-	0	-
5. RIVERSIDE Normal	5565	2917	2330	79.88%	518	17.76%	62	2.13%	6	0.21%	1	0.03%
Absentee	5565	0	0	-	0	-	0	-	0	-	0	-
6. CASSIDY #1 Normal	2815	1477	1146	77.59%	272	18.42%	54	3.66%	5	0.34%	0	-
Absentee	2815	0	0	-	0	-	0	-	0	-	0	-
7. WEST FINLEY Normal	3425	1640	1299	79.21%	280	17.07%	55	3.35%	5	0.30%	1	0.06%
Absentee	3425	0	0	-	0	-	0	-	0	-	0	-
8. EAST FINLEY Normal	4734	2545	1998	78.51%	456	17.92%	75	2.95%	15	0.59%	1	0.04%
Absentee	4734	0	0	-	0	-	0	-	0	-	0	-
9. NORTH GALLOWAY Normal	2917	1572	1348	85.75%	190	12.09%	29	1.84%	4	0.25%	1	0.06%
Absentee	2917	0	0	-	0	-	0	-	0	-	0	-
10. SOUTH GALLOWAY Normal	1670	1045	899	86.03%	121	11.58%	21	2.01%	4	0.38%	0	-
Absentee	1670	0	0	-	0	-	0	-	0	-	0	-
12. LEAD HILL/18. OLDFIELD Normal	490	339	279	82.30%	52	15.34%	5	1.47%	3	0.88%	0	-
Absentee	490	0	0	-	0	-	0	-	0	-	0	-
13. LINCOLN #1 Normal	2455	1517	1236	81.48%	238	15.69%	32	2.11%	9	0.59%	2	0.13%
Absentee	2455	0	0	-	0	-	0	-	0	-	0	-
15. NORTH LINN Normal	767	552	457	82.79%	80	14.49%	11	1.99%	3	0.54%	1	0.18%
Absentee	767	0	0	-	0	-	0	-	0	-	0	-

[Handwritten Signature]
[Handwritten Signature]
[Handwritten Signature]

Statement of Votes Cast
 GENERAL ELECTION
 CHRISTIAN COUNTY, MISSOURI
 TUESDAY, NOVEMBER 3, 2020
 NOVEMBER 3, 2020 GENERAL ELECTION
 OFFICIAL RESULTS

Date: 11/13/2020
 Time: 10:13:17 AM

STATE TREASURER

	Reg. Voters	Total Votes	SCOTT FITZPATRICK (REP)		VICKI LORENZ ENGLUND		NICHOLAS (NICK) KASOFF (LIB)		JOSEPH CIVETTINI (GRN)		WRITE IN	
17. McCRACKEN Normal	1809	1106	923	83.45%	151	13.85%	27	2.44%	4	0.36%	1	0.09%
Absentee	1809	0	0	-	0	-	0	-	0	-	0	-
20. POLK Normal	2433	1651	1376	83.34%	236	14.29%	28	1.70%	11	0.67%	0	-
Absentee	2433	0	0	-	0	-	0	-	0	-	0	-
21. UNION CHAPEL #1 Normal	3125	1599	1249	78.11%	299	18.70%	42	2.63%	8	0.50%	1	0.08%
Absentee	3125	0	0	-	0	-	0	-	0	-	0	-
22. ROSEDALE #1A Normal	2505	1392	1044	75.00%	289	20.76%	48	3.45%	11	0.79%	0	-
Absentee	2505	0	0	-	0	-	0	-	0	-	0	-
23. GARDEN GROVE Normal	2335	1381	1041	75.38%	288	20.85%	46	3.33%	3	0.22%	3	0.22%
Absentee	2335	0	0	-	0	-	0	-	0	-	0	-
24. NORTHVIEW #1 Normal	4175	2143	1664	77.65%	415	19.37%	55	2.57%	9	0.42%	0	-
Absentee	4175	0	0	-	0	-	0	-	0	-	0	-
26. SPARTA Normal	1814	1445	990	86.46%	128	11.18%	17	1.48%	8	0.70%	2	0.17%
Absentee	1814	0	0	-	0	-	0	-	0	-	0	-
27. UNION CHAPEL #2 Normal	3552	1941	1555	80.11%	330	17.00%	42	2.16%	12	0.62%	2	0.10%
Absentee	3552	0	0	-	0	-	0	-	0	-	0	-
28. ROSEDALE #2 Normal	2058	1227	942	76.77%	246	20.05%	36	3.10%	1	0.08%	0	-
Absentee	2058	0	0	-	0	-	0	-	0	-	0	-
29. NORTHVIEW #2 Normal	2204	1226	909	74.14%	266	21.70%	46	3.75%	4	0.33%	1	0.08%
Absentee	2204	0	0	-	0	-	0	-	0	-	0	-
30. ROSEDALE #1B Normal	2288	1217	892	73.29%	282	23.17%	38	3.12%	3	0.25%	2	0.16%
Absentee	2288	0	0	-	0	-	0	-	0	-	0	-
32. CASSIDY #2 Normal	3544	1697	1375	81.03%	279	16.44%	37	2.18%	5	0.29%	1	0.06%
Absentee	3544	0	0	-	0	-	0	-	0	-	0	-
33. LINCOLN #2 Normal	2126	1057	898	84.96%	124	11.73%	31	2.93%	3	0.28%	1	0.09%
Absentee	2126	0	0	-	0	-	0	-	0	-	0	-


Paul Graham Earl Earl Fox Ramez

Statement of Votes Cast
 GENERAL ELECTION
 CHRISTIAN COUNTY, MISSOURI
 TUESDAY, NOVEMBER 3, 2020
 NOVEMBER 3, 2020 GENERAL ELECTION
 OFFICIAL RESULTS

Date: 11/13/2020
 Time: 10:13:17 AM

STATE TREASURER

ABSENTEE	Reg. Voters	Total Votes	SCOTT (REP)		VICKI LORENZ (ENGLUND)		NICHOLAS (NICK) KASOFF (LIB)		JOSEPH CIVETTINI (GRN)		WRITE IN	
			Normal	Absentee	Normal	Absentee	Normal	Absentee	Normal	Absentee		
Normal	0	0	0	0	0	0	0	0	0	0	0	
Absentee	0	11145	7550	67.74%	3440	30.87%	124	1.11%	28	0.25%	3	0.03%
Total	62390	34700	27811	80.15%	5849	16.86%	874	2.52%	144	0.41%	22	0.06%
Normal	62390	11145	7550	67.74%	3440	30.87%	124	1.11%	28	0.25%	3	0.03%
Absentee	62390	45845	35361	77.13%	9289	20.26%	998	2.18%	172	0.38%	25	0.05%
Total												


 John C. Brubaker
 State Treasurer
 Don Weaver

Statement of Votes Cast
 GENERAL ELECTION
 CHRISTIAN COUNTY, MISSOURI
 TUESDAY, NOVEMBER 3, 2020
 NOVEMBER 3, 2020 GENERAL ELECTION
 OFFICIAL RESULTS

Date: 11/13/2020
 Time: 10:13:17 AM

ATTORNEY GENERAL

Jurisdiction Wide	Reg. Voters	Total Votes	ERIC SCHMITT (REP)	RICH FINNERAN (DEM)	KEVIN C BABCOCK (LIB)	WRITE IN
1. E BENTON/ 3. BRUNER Normal	1025	604	519 85.93%	67 11.09%	18 2.98%	0
Absentee	1025	0	0	0	0	0
2. W. BENTON/ 14. LINDEN Normal	1890	1289	1045 82.35%	196 15.45%	27 2.13%	1 0.08%
Absentee	1890	0	0	0	0	0
4. CHADWICK/16. SOUTH LINN 11. GARRISON/25 SENECA Normal	669	450	401 89.11%	37 8.22%	12 2.67%	0
Absentee	669	0	0	0	0	0
5. RIVERSIDE Normal	5565	2920	2333 79.90%	505 17.29%	81 2.77%	1 0.03%
Absentee	5565	0	0	0	0	0
6. CASSIDY #1 Normal	2815	1475	1165 78.98%	269 18.24%	41 2.78%	0
Absentee	2815	0	0	0	0	0
7. WEST FINLEY Normal	3425	1646	1297 78.80%	295 17.92%	53 3.22%	1 0.06%
Absentee	3425	0	0	0	0	0
8. EAST FINLEY Normal	4734	2540	2008 79.06%	445 17.52%	85 3.35%	2 0.08%
Absentee	4734	0	0	0	0	0
9. NORTH GALLOWAY Normal	2917	1568	1348 85.97%	191 12.18%	29 1.85%	0
Absentee	2917	0	0	0	0	0
10. SOUTH GALLOWAY Normal	1670	1041	887 85.21%	127 12.20%	27 2.59%	0
Absentee	1670	0	0	0	0	0
12. LEAD HILL/18. OLDFIELD Normal	490	340	281 82.65%	51 15.00%	8 2.35%	0
Absentee	490	0	0	0	0	0
13. LINCOLN #1 Normal	2455	1521	1249 82.12%	232 15.25%	39 2.56%	1 0.07%
Absentee	2455	0	0	0	0	0
15. NORTH LINN Normal	767	555	461 83.06%	74 13.33%	19 3.42%	1 0.18%
Absentee	767	0	0	0	0	0

Paul E. Schmitt
Eric Schmitt
Rich Finneran
Kevin C. Babcock

Statement of Votes Cast
 GENERAL ELECTION
 CHRISTIAN COUNTY, MISSOURI
 TUESDAY, NOVEMBER 3, 2020
 NOVEMBER 3, 2020 GENERAL ELECTION
 OFFICIAL RESULTS

Date: 11/13/2020
 Time: 10:13:17 AM

ATTORNEY GENERAL

	Reg. Voters	Total Votes	ERIC SCHMITT (REP)	RICH FINNERAN (DEM)	KEVIN C BABCOCK (LIB)	WRITE IN
17. McCRACKEN Normal	1809	1107	918 82.93%	152 13.73%	37 3.34%	0 0
Absentee	1809	0	0	0	0	0
20. POLK Normal	2433	1851	1381 83.65%	228 13.81%	42 2.54%	0 0
Absentee	2433	0	0	0	0	0
21. UNION CHAPEL #1 Normal	3125	1596	1246 78.07%	299 18.73%	50 3.13%	1 0.06%
Absentee	3125	0	0	0	0	0
22. ROSEDALE #1A Normal	2505	1394	1069 76.69%	268 19.23%	57 4.09%	0 0
Absentee	2505	0	0	0	0	0
23. GARDEN GROVE Normal	2335	1385	1043 75.31%	294 21.23%	44 3.18%	4 0.29%
Absentee	2335	0	0	0	0	0
24. NORTHVIEW #1 Normal	4175	2139	1648 77.05%	431 20.15%	60 2.81%	0 0
Absentee	4175	0	0	0	0	0
26. SPARTA Normal	1814	1148	985 85.80%	132 11.50%	30 2.61%	1 0.09%
Absentee	1814	0	0	0	0	0
27. UNION CHAPEL #2 Normal	3552	1942	1558 80.23%	321 16.53%	62 3.19%	1 0.05%
Absentee	3552	0	0	0	0	0
28. ROSEDALE #2 Normal	2058	1227	967 78.81%	225 18.34%	35 2.85%	0 0
Absentee	2058	0	0	0	0	0
29. NORTHVIEW #2 Normal	2204	1225	905 73.88%	268 21.88%	50 4.08%	2 0.16%
Absentee	2204	0	0	0	0	0
30. ROSEDALE #1B Normal	2288	1215	890 73.25%	278 22.88%	46 3.79%	1 0.08%
Absentee	2288	0	0	0	0	0
32. CASSIDY #2 Normal	3544	1689	1368 80.99%	274 16.22%	44 2.61%	3 0.18%
Absentee	3544	0	0	0	0	0
33. LINCOLN #2 Normal	2126	1062	916 86.25%	117 11.02%	29 2.73%	0 0
Absentee	2126	0	0	0	0	0

Robert Andrew Coale, Esq. Clerk

Statement of Votes Cast
 GENERAL ELECTION
 CHRISTIAN COUNTY, MISSOURI
 TUESDAY, NOVEMBER 3, 2020
 NOVEMBER 3, 2020 GENERAL ELECTION
 OFFICIAL RESULTS

Date: 11/13/2020
 Time: 10:13:17 AM

ATTORNEY GENERAL

ABSENTEE	Reg. Voters	Total	ERIC SCHMITT (REP)		RICH FINNERAN (DEM)		KEVIN C BABCOCK (LIB)		WRITE IN
			Votes	(REP)	(DEM)	(LIB)			
Normal	0	0	0	-	0	-	0	0	-
Absentee	0	11149	7578	67.97%	3365	30.18%	203	1.82%	3
Total	62390	34709	27888	80.35%	5776	16.64%	1025	2.95%	20
Normal	62390	11149	7578	67.97%	3365	30.18%	203	1.82%	3
Absentee	62390	45858	35466	77.34%	9141	19.93%	1228	2.68%	23
Total									

[Signature]
 John W. Graham
 Carl E. Smith
 Tom Murray

Statement of Votes Cast
 GENERAL ELECTION
 CHRISTIAN COUNTY, MISSOURI
 TUESDAY, NOVEMBER 3, 2020
 NOVEMBER 3, 2020 GENERAL ELECTION
 OFFICIAL RESULTS

Date: 11/13/2020
 Time: 10:13:17 AM

US REP. DIST. 7

STATE REP. DIST. 138

Jurisdiction Wide	Reg. Voters	Total Votes	BILLY LONG (REP)		TERESA MONTSENY (DEM)		KEVIN CRAIG (LIB)		WRITE IN	Reg. Voters	Total Votes	BRAD HUDSON (REP)		WRITE IN
			(REP)	%	(DEM)	%	(LIB)	%				(REP)	%	
1. E BENTON/ 3. BRUNER Normal	1025	603	507	84.08%	71	11.77%	24	3.98%	1	0.17%	-	-	-	-
Absentee	1025	0	0	-	0	-	0	-	0	-	-	-	-	-
2. W. BENTON/ 14. LINDEN Normal	1890	1271	975	76.71%	234	18.41%	52	4.09%	10	0.79%	-	-	-	-
Absentee	1890	0	0	-	0	-	0	-	0	-	-	-	-	-
4. CHADWICK/16. SOUTH LINN 11. GARRISON/25 SENECA Normal	669	457	388	84.90%	46	10.07%	23	5.03%	0	-	-	-	-	-
Absentee	669	0	0	-	0	-	0	-	0	-	-	-	-	-
5. RIVERSIDE Normal	5565	2921	2191	75.01%	572	19.58%	138	4.72%	20	0.68%	-	-	-	-
Absentee	5565	0	0	-	0	-	0	-	0	-	-	-	-	-
6. CASSIDY #1 Normal	2815	1478	1087	73.55%	319	21.58%	64	4.33%	8	0.54%	-	-	-	-
Absentee	2815	0	0	-	0	-	0	-	0	-	-	-	-	-
7. WEST FINLEY Normal	3425	1645	1216	73.92%	342	20.79%	82	4.98%	5	0.30%	-	-	-	-
Absentee	3425	0	0	-	0	-	0	-	0	-	-	-	-	-
8. EAST FINLEY Normal	4734	2556	1910	74.73%	493	19.29%	147	5.75%	6	0.23%	-	-	-	-
Absentee	4734	0	0	-	0	-	0	-	0	-	-	-	-	-
9. NORTH GALLOWAY Normal	2917	1577	1286	81.55%	231	14.65%	58	3.55%	4	0.25%	-	-	-	-
Absentee	2917	0	0	-	0	-	0	-	0	-	-	-	-	-
10. SOUTH GALLOWAY Normal	1670	1045	845	80.86%	152	14.55%	47	4.50%	1	0.10%	-	-	-	-
Absentee	1670	0	0	-	0	-	0	-	0	-	-	-	-	-
12. LEAD HILL/18. OLDFIELD Normal	490	336	270	80.36%	59	17.56%	7	2.08%	0	-	-	-	-	-
Absentee	490	0	0	-	0	-	0	-	0	-	-	-	-	-
13. LINCOLN #1 Normal	2455	1522	1151	75.62%	278	18.27%	88	5.78%	5	0.33%	-	-	-	-
Absentee	2455	0	0	-	0	-	0	-	0	-	-	-	-	-
15. NORTH LINN Normal	767	554	425	76.71%	95	17.15%	29	5.23%	5	0.90%	-	-	-	-
Absentee	767	0	0	-	0	-	0	-	0	-	-	-	-	-

Robert L. Galloway
For D. Cassidy for Mayor

Statement of Votes Cast
 GENERAL ELECTION
 CHRISTIAN COUNTY, MISSOURI
 TUESDAY, NOVEMBER 3, 2020
 NOVEMBER 3, 2020 GENERAL ELECTION
 OFFICIAL RESULTS

Date: 11/13/2020
 Time: 10:13:17 AM

US REP. DIST. 7

STATE REP. DIST. 138

	Reg. Voters	Total Votes	BILLY LONG (REP)		TERESA MONTSENY (DEM)		KEVIN CRAIG (LIB)		WRITE IN	Reg. Voters	Total Votes	BRAD HUDSON (REP)		WRITE IN
17. MCCracken														
Normal	1809	1111	855	76.96%	185	16.65%	60	5.40%	11	0.99%	-	-	-	-
Absentee	1809	0	0	-	0	-	0	-	0	-	-	-	-	-
20. POLK														
Normal	2433	1662	1299	78.16%	279	16.79%	82	4.93%	2	0.12%	2433	1510	1493	98.87%
Absentee	2433	0	0	-	0	-	0	-	0	-	2433	0	0	-
21. UNION CHAPEL #1														
Normal	3125	1601	1153	72.02%	347	21.67%	87	5.43%	14	0.87%	-	-	-	-
Absentee	3125	0	0	-	0	-	0	-	0	-	-	-	-	-
22. ROSEDALE #1A														
Normal	2505	1394	985	70.66%	315	22.60%	90	6.46%	4	0.29%	-	-	-	-
Absentee	2505	0	0	-	0	-	0	-	0	-	-	-	-	-
23. GARDEN GROVE														
Normal	2335	1383	974	70.43%	314	22.70%	76	5.50%	19	1.37%	-	-	-	-
Absentee	2335	0	0	-	0	-	0	-	0	-	-	-	-	-
24. NORTHVIEW #1														
Normal	4175	2142	1554	72.55%	489	22.83%	91	4.25%	8	0.37%	-	-	-	-
Absentee	4175	0	0	-	0	-	0	-	0	-	-	-	-	-
26. SPARTA														
Normal	1814	1152	937	81.34%	156	13.54%	53	4.60%	6	0.52%	-	-	-	-
Absentee	1814	0	0	-	0	-	0	-	0	-	-	-	-	-
27. UNION CHAPEL #2														
Normal	3552	1945	1452	74.65%	388	19.95%	99	5.09%	6	0.31%	-	-	-	-
Absentee	3552	0	0	-	0	-	0	-	0	-	-	-	-	-
28. ROSEDALE #2														
Normal	2058	1235	899	72.79%	276	22.35%	56	4.53%	4	0.32%	-	-	-	-
Absentee	2058	0	0	-	0	-	0	-	0	-	-	-	-	-
29. NORTHVIEW #2														
Normal	2204	1237	847	68.47%	307	24.82%	74	5.98%	9	0.73%	-	-	-	-
Absentee	2204	0	0	-	0	-	0	-	0	-	-	-	-	-
30. ROSEDALE #1B														
Normal	2288	1225	836	68.24%	315	25.71%	72	5.88%	2	0.16%	-	-	-	-
Absentee	2288	0	0	-	0	-	0	-	0	-	-	-	-	-
32. CASSIDY #2														
Normal	3544	1705	1302	76.36%	328	19.24%	68	3.99%	7	0.41%	-	-	-	-
Absentee	3544	0	0	-	0	-	0	-	0	-	-	-	-	-
33. LINCOLN #2														
Normal	2126	1061	849	80.02%	151	14.23%	58	5.47%	3	0.28%	504	305	303	99.34%
Absentee	2126	0	0	-	0	-	0	-	0	-	504	0	0	-

[Handwritten signatures and initials]

Statement of Votes Cast
 GENERAL ELECTION
 CHRISTIAN COUNTY, MISSOURI
 TUESDAY, NOVEMBER 3, 2020
 NOVEMBER 3, 2020 GENERAL ELECTION
 OFFICIAL RESULTS

Date: 11/13/2020
 Time: 10:13:17 AM

US REP. DIST. 7

STATE REP. DIST. 138

ABSENTEE	Reg. Voters	Total Votes	BILLY LONG (REP)		TERESA MONTSENY (DEM)		KEVIN CRAIG (LIB)		WRITE IN	Reg. Voters	Total Votes	BRAD HUDSON (REP)		WRITE IN	
			Votes	%	Votes	%	Votes	%				Votes	%		
Normal	0	0	0	-	0	-	0	-	0	0	0	0	-	0	
Absentee	0	11205	7035	62.78%	3702	33.04%	390	3.48%	78	0	276	271	98.18%	5	
Total	62390	34818	26193	75.23%	6742	19.36%	1723	4.95%	160	0.46%	2937	1796	98.95%	19	
Normal	62390	11205	7035	62.78%	3702	33.04%	390	3.48%	78	0.70%	2937	271	98.18%	5	
Absentee	62390	46023	33228	72.20%	10444	22.69%	2113	4.59%	238	0.52%	2937	2091	2067	98.85%	24
Total															

[Handwritten Signature]
[Handwritten Signature]
 Carol Crank
 Tax Clerk

Statement of Votes Cast
 GENERAL ELECTION
 CHRISTIAN COUNTY, MISSOURI
 TUESDAY, NOVEMBER 3, 2020
 NOVEMBER 3, 2020 GENERAL ELECTION
 OFFICIAL RESULTS

Date: 11/13/2020
 Time: 10:13:17 AM

Jurisdiction Wide	STATE REP. DIST. 139				STATE REP. DIST. 140					
	Reg. Voters	Total Votes	JERED TAYLOR (REP)	DARLENE GRAHAM (DEM)	WRITE IN	Reg. Voters	Total Votes	TRICIA DERGES (REP)	WRITE IN	
1. E. BENTON/3. BRUNER Normal	-	-	-	-	-	1025	537	527	10	1.86%
Absentee	-	-	-	-	-	1025	0	0	0	-
2. W. BENTON/14. LINDEN Normal	-	-	-	-	-	1890	1103	1091	12	1.09%
Absentee	-	-	-	-	-	1890	0	0	0	-
4. CHADWICK/16. SOUTH LINN 11. GARRISON/25 SENECA Normal	-	-	-	-	-	669	399	396	3	0.75%
Absentee	-	-	-	-	-	669	0	0	0	-
5. RIVERSIDE Normal	-	-	-	-	-	5565	2631	2585	46	1.75%
Absentee	-	-	-	-	-	5565	0	0	0	-
6. CASSIDY #1 Normal	-	-	-	-	-	2815	1347	1323	24	1.78%
Absentee	-	-	-	-	-	2815	0	0	0	-
7. WEST FINLEY Normal	-	-	-	-	-	3425	1488	1454	34	2.28%
Absentee	-	-	-	-	-	3425	0	0	0	-
8. EAST FINLEY Normal	-	-	-	-	-	4734	2301	2252	49	2.13%
Absentee	-	-	-	-	-	4734	0	0	0	-
9. NORTH GALLOWAY Normal	2676	1385	1093	78.92%	290	20.94%	2	0.14%	-	
Absentee	2676	0	0	-	0	-	0	0	-	
10. SOUTH GALLOWAY Normal	1391	889	716	80.54%	172	19.35%	1	0.11%	-	
Absentee	1391	0	0	-	0	-	0	0	-	
12. LEAD HILL/18. OLDFIELD Normal	-	-	-	-	-	490	301	298	3	1.00%
Absentee	-	-	-	-	-	490	0	0	0	-
13. LINCOLN #1 Normal	2455	1507	1225	81.29%	277	18.38%	5	0.33%	-	
Absentee	2455	0	0	-	0	-	0	0	-	
15. NORTH LINN Normal	-	-	-	-	-	767	487	481	6	1.23%
Absentee	-	-	-	-	-	767	0	0	0	-

[Handwritten signatures and names]
 Dan D. G...
 Dan D. G...

Statement of Votes Cast
GENERAL ELECTION
CHRISTIAN COUNTY, MISSOURI
TUESDAY, NOVEMBER 3, 2020
NOVEMBER 3, 2020 GENERAL ELECTION
OFFICIAL RESULTS

	STATE REP. DIST. 139					STATE REP. DIST. 140				
	Reg. Voters	Total Votes	JERED TAYLOR (REP)	DARLENE GRAHAM (DEM)	WRITE IN	Reg. Voters	Total Votes	TRICIA DERGES (REP)	WRITE IN	
17. McCRACKEN										
Normal	-	-	-	-	-	1809	1014	988	26	
Absentee	-	-	-	-	-	1809	0	0	0	
20. POLK										
Normal	-	-	-	-	-	-	-	-	-	
Absentee	-	-	-	-	-	-	-	-	-	
21. UNION CHAPEL #1										
Normal	3125	1582	1191	390	1	-	-	-	-	
Absentee	3125	0	0	0	0	-	-	-	-	
22. ROSEDALE #1A										
Normal	2505	1376	1014	362	0	-	-	-	-	
Absentee	2505	0	0	0	0	-	-	-	-	
23. GARDEN GROVE										
Normal	2335	1380	997	378	5	-	-	-	-	
Absentee	2335	0	0	0	0	-	-	-	-	
24. NORTHVIEW #1										
Normal	4175	2139	1583	555	1	-	-	-	-	
Absentee	4175	0	0	0	0	-	-	-	-	
26. SPARTA										
Normal	-	-	-	-	-	1814	1061	1040	21	
Absentee	-	-	-	-	-	1814	0	0	0	
27. UNION CHAPEL #2										
Normal	3552	1934	1521	412	1	-	-	-	-	
Absentee	3552	0	0	0	0	-	-	-	-	
28. ROSEDALE #2										
Normal	2058	1223	914	308	1	-	-	-	-	
Absentee	2058	0	0	0	0	-	-	-	-	
29. NORTHVIEW #2										
Normal	2204	1224	880	342	2	-	-	-	-	
Absentee	2204	0	0	0	0	-	-	-	-	
30. ROSEDALE #1B										
Normal	2288	1218	841	377	0	-	-	-	-	
Absentee	2288	0	0	0	0	-	-	-	-	
32. CASSIDY #2										
Normal	-	-	-	-	-	3544	1552	1529	23	
Absentee	-	-	-	-	-	3544	0	0	0	
33. LINCOLN #2										
Normal	1622	729	609	119	1	-	-	-	-	
Absentee	1622	0	0	0	0	-	-	-	-	

John L. ...

Paul ...

Statement of Votes Cast
 GENERAL ELECTION
 CHRISTIAN COUNTY, MISSOURI
 TUESDAY, NOVEMBER 3, 2020
 NOVEMBER 3, 2020 GENERAL ELECTION
 OFFICIAL RESULTS

Date: 11/13/2020
 Time: 10:13:17 AM

STATE REP. DIST. 139

STATE REP. DIST. 140

ABSENTEE	Reg. Voters	Total Votes	JERED TAYLOR (REP)		DARLENE GRAHAM (DEM)		WRITE IN	Reg. Voters	Total Votes	TRICIA DERGES (REP)		WRITE IN	
			Count	Percentage	Count	Percentage				Count	Percentage		
Normal	0	0	0	-	0	-	0	0	0	0	-	0	
Absentee	0	5467	3458	63.25%	2006	36.69%	3	0	4395	4303	97.91%	92	
Total	30386	16586	12584	75.87%	3982	24.01%	20	0.12%	29067	14532	14274	98.22%	258
Normal	30386	5467	3458	63.25%	2006	36.69%	3	0.05%	29067	4395	4303	97.91%	92
Absentee	30386	22053	16042	72.74%	5988	27.15%	23	0.10%	29067	18927	18577	98.15%	350
Total													

[Handwritten Signature]
[Handwritten Signature]
[Handwritten Signature]
[Handwritten Signature]

Statement of Votes Cast
 GENERAL ELECTION
 CHRISTIAN COUNTY, MISSOURI
 TUESDAY, NOVEMBER 3, 2020
 NOVEMBER 3, 2020 GENERAL ELECTION
 OFFICIAL RESULTS

Date: 11/13/2020
 Time: 10:13:17 AM

Jurisdiction Wide	EASTERN COMMISSIONER					WESTERN COMMISSIONER				
	Reg. Voters	Total Votes	LYNN MORRIS (REP)	NATHAN A. BILLEDO (DEM)	WRITE IN	Reg. Voters	Total Votes	HOSEA BILYEU (REP)	WRITE IN	
1. E BENTON/ 3. BRUNER Normal	1025	598	489 81.77%	103 17.22%	6 1.00%	-	-	-	-	
Absentee	1025	0	0 -	0 -	0 -	-	-	-	-	
2. W. BENTON/ 14. LINDEN Normal	1890	1248	988 79.17%	255 20.43%	5 0.40%	-	-	-	-	
Absentee	1890	0	0 -	0 -	0 -	-	-	-	-	
4. CHADWICK/16. SOUTH LINN 11. GARRISON/25 SENECA Normal	669	445	376 84.49%	64 14.38%	5 1.12%	-	-	-	-	
Absentee	669	0	0 -	0 -	0 -	-	-	-	-	
5. RIVERSIDE Normal	5565	2867	2247 78.37%	607 21.17%	13 0.45%	-	-	-	-	
Absentee	5565	0	0 -	0 -	0 -	-	-	-	-	
6. CASSIDY #1 Normal	2815	1466	1150 78.44%	314 21.42%	2 0.14%	-	-	-	-	
Absentee	2815	0	0 -	0 -	0 -	-	-	-	-	
7. WEST FINLEY Normal	3425	1618	1278 78.99%	336 20.77%	4 0.25%	-	-	-	-	
Absentee	3425	0	0 -	0 -	0 -	-	-	-	-	
8. EAST FINLEY Normal	4734	2507	1951 77.82%	541 21.58%	15 0.60%	-	-	-	-	
Absentee	4734	0	0 -	0 -	0 -	-	-	-	-	
9. NORTH GALLOWAY Normal	-	-	-	-	-	2917	1444	1423 98.55%	21 1.45%	
Absentee	-	-	-	-	-	2917	0	0 -	0 -	
10. SOUTH GALLOWAY Normal	-	-	-	-	-	1670	965	955 98.96%	10 1.04%	
Absentee	-	-	-	-	-	1670	0	0 -	0 -	
12. LEAD HILL/18. OLDFIELD Normal	490	340	263 77.35%	75 22.06%	2 0.59%	-	-	-	-	
Absentee	490	0	0 -	0 -	0 -	-	-	-	-	
13. LINCOLN #1 Normal	-	-	-	-	-	2455	1407	1383 98.29%	24 1.71%	
Absentee	-	-	-	-	-	2455	0	0 -	0 -	
15. NORTH LINN Normal	767	547	425 77.70%	117 21.39%	5 0.91%	-	-	-	-	
Absentee	767	0	0 -	0 -	0 -	-	-	-	-	

Robert Graham Paul Black Tom Brandy

Statement of Votes Cast
 GENERAL ELECTION
 CHRISTIAN COUNTY, MISSOURI
 TUESDAY, NOVEMBER 3, 2020
 NOVEMBER 3, 2020 GENERAL ELECTION
 OFFICIAL RESULTS

Date: 11/13/2020
 Time: 10:13:17 AM

EASTERN COMMISSIONER

WESTERN COMMISSIONER

	Reg. Voters		Total Votes		LYNN MORRIS (REP)		NATHAN A. BILLEDO (DEM)		WRITE IN		Reg. Voters		Total Votes		HOSEA BILYEU (REP)		WRITE IN	
17. MCCRACKEN	Normal	1809	1090	851	78.07%	222	20.37%	17	1.56%	-	-	-	-	-	-	-	-	-
Absentee	1809	0	0	0	-	0	-	0	-	-	-	-	-	-	-	-	-	-
20. POLK	Normal	-	-	-	-	-	-	-	-	2433	1504	1483	98.60%	21	1.40%	-	-	-
Absentee	-	-	-	-	-	-	-	-	-	2433	0	0	-	0	-	-	-	-
21. UNION CHAPEL #1	Normal	-	-	-	-	-	-	-	-	3125	1436	1410	98.19%	26	1.81%	-	-	-
Absentee	-	-	-	-	-	-	-	-	-	3125	0	0	-	0	-	-	-	-
22. ROSEDALE #1A	Normal	-	-	-	-	-	-	-	-	2505	1255	1237	98.57%	18	1.43%	-	-	-
Absentee	-	-	-	-	-	-	-	-	-	2505	0	0	-	0	-	-	-	-
23. GARDEN GROVE	Normal	-	-	-	-	-	-	-	-	2335	1235	1198	97.00%	37	3.00%	-	-	-
Absentee	-	-	-	-	-	-	-	-	-	2335	0	0	-	0	-	-	-	-
24. NORTHVIEW #1	Normal	-	-	-	-	-	-	-	-	4175	1919	1889	98.44%	30	1.56%	-	-	-
Absentee	-	-	-	-	-	-	-	-	-	4175	0	0	-	0	-	-	-	-
26. SPARTA	Normal	1814	1124	921	81.94%	194	17.26%	9	0.80%	-	-	-	-	-	-	-	-	-
Absentee	1814	0	0	0	-	0	-	0	-	-	-	-	-	-	-	-	-	-
27. UNION CHAPEL #2	Normal	-	-	-	-	-	-	-	-	3552	1754	1733	98.80%	21	1.20%	-	-	-
Absentee	-	-	-	-	-	-	-	-	-	3552	0	0	-	0	-	-	-	-
28. ROSEDALE #2	Normal	-	-	-	-	-	-	-	-	2058	1081	1066	98.81%	15	1.39%	-	-	-
Absentee	-	-	-	-	-	-	-	-	-	2058	0	0	-	0	-	-	-	-
29. NORTHVIEW #2	Normal	-	-	-	-	-	-	-	-	2204	1079	1060	98.24%	19	1.76%	-	-	-
Absentee	-	-	-	-	-	-	-	-	-	2204	0	0	-	0	-	-	-	-
30. ROSEDALE #1B	Normal	-	-	-	-	-	-	-	-	2288	1109	1085	97.84%	24	2.16%	-	-	-
Absentee	-	-	-	-	-	-	-	-	-	2288	0	0	-	0	-	-	-	-
32. CASSIDY #2	Normal	3544	1668	1315	78.84%	347	20.80%	6	0.36%	-	-	-	-	-	-	-	-	-
Absentee	3544	0	0	0	-	0	-	0	-	-	-	-	-	-	-	-	-	-
33. LINCOLN #2	Normal	-	-	-	-	-	-	-	-	2126	983	973	98.98%	10	1.02%	-	-	-
Absentee	-	-	-	-	-	-	-	-	-	2126	0	0	-	0	-	-	-	-

[Handwritten signature]

[Handwritten signature]

Statement of Votes Cast
 GENERAL ELECTION
 CHRISTIAN COUNTY, MISSOURI
 TUESDAY, NOVEMBER 3, 2020
 NOVEMBER 3, 2020 GENERAL ELECTION
 OFFICIAL RESULTS

Date: 11/13/2020
 Time: 10:13:17 AM

EASTERN COMMISSIONER

WESTERN COMMISSIONER

ABSENTEE	Reg. Voters	Total Votes	LYNN MORRIS (REP)		NATHAN A. BILLEDO (DEM)		WRITE IN	Reg. Voters	Total Votes	HOSEA BILYEU (REP)		WRITE IN		
			Count	Percentage	Count	Percentage				Count	Percentage			
Normal	0	0	0	-	0	-	0	0	0	0	-	0		
Absentee	0	5092	3394	66.46%	1698	33.35%	10	0	5125	5022	97.99%	103		
Total	28547	15518	12254	78.97%	3175	20.46%	89	0.57%	33843	17171	16895	98.39%	276	1.61%
Normal	28547	5092	3384	66.46%	1698	33.35%	10	0.20%	33843	5125	5022	97.99%	103	2.01%
Absentee	28547	20610	15638	75.89%	4873	23.64%	99	0.48%	33843	22296	21917	98.30%	379	1.70%
Total														






Statement of Votes Cast
 GENERAL ELECTION
 CHRISTIAN COUNTY, MISSOURI
 TUESDAY, NOVEMBER 3, 2020
 NOVEMBER 3, 2020 GENERAL ELECTION
 OFFICIAL RESULTS

Date: 11/13/2020
 Time: 10:13:17 AM

Jurisdiction Wide	SHERIFF				ASSESSOR			
	Reg. Voters	Total Votes	BRAD COLE (REP)	WRITE IN	Reg. Voters	Total Votes	DANNY GRAY (REP)	WRITE IN
1. E BENTON/ 3. BRUNER								
Normal	1025	551	540 98.00%	11 2.00%	1025	543	536 98.71%	7 1.29%
Absentee	1025	0	0 -	0 -	1025	0	0 -	0 -
2. W. BENTON/ 14. LINDEN								
Normal	1890	1138	1119 98.33%	19 1.67%	1890	1107	1096 99.01%	11 0.99%
Absentee	1890	0	0 -	0 -	1890	0	0 -	0 -
4. CHADWICK/16. SOUTH LINN 11. GARRISON/25 SENECA								
Normal	669	421	418 99.29%	3 0.71%	669	407	404 99.26%	3 0.74%
Absentee	669	0	0 -	0 -	669	0	0 -	0 -
5. RIVERSIDE								
Normal	5565	2644	2596 98.18%	48 1.82%	5565	2591	2567 99.07%	24 0.93%
Absentee	5565	0	0 -	0 -	5565	0	0 -	0 -
6. CASSIDY #1								
Normal	2815	1359	1329 97.79%	30 2.21%	2815	1340	1324 98.81%	16 1.19%
Absentee	2815	0	0 -	0 -	2815	0	0 -	0 -
7. WEST FINLEY								
Normal	3425	1497	1458 97.39%	39 2.61%	3425	1461	1434 98.15%	27 1.85%
Absentee	3425	0	0 -	0 -	3425	0	0 -	0 -
8. EAST FINLEY								
Normal	4734	2318	2266 97.76%	52 2.24%	4734	2252	2224 98.76%	28 1.24%
Absentee	4734	0	0 -	0 -	4734	0	0 -	0 -
9. NORTH GALLOWAY								
Normal	2917	1437	1402 97.56%	35 2.44%	2917	1418	1401 98.80%	17 1.20%
Absentee	2917	0	0 -	0 -	2917	0	0 -	0 -
10. SOUTH GALLOWAY								
Normal	1670	963	945 98.13%	18 1.87%	1670	947	942 99.47%	5 0.53%
Absentee	1670	0	0 -	0 -	1670	0	0 -	0 -
12. LEAD HILL/18. OLDFIELD								
Normal	490	313	311 99.36%	2 0.64%	490	294	292 99.32%	2 0.68%
Absentee	490	0	0 -	0 -	490	0	0 -	0 -
13. LINCOLN #1								
Normal	2455	1403	1371 97.72%	32 2.28%	2455	1363	1353 99.27%	10 0.73%
Absentee	2455	0	0 -	0 -	2455	0	0 -	0 -
15. NORTH LINN								
Normal	767	492	480 97.56%	12 2.44%	767	492	485 98.59%	7 1.42%
Absentee	767	0	0 -	0 -	767	0	0 -	0 -

[Handwritten signatures and names]

Statement of Votes Cast
 GENERAL ELECTION
 CHRISTIAN COUNTY, MISSOURI
 TUESDAY, NOVEMBER 3, 2020
 NOVEMBER 3, 2020 GENERAL ELECTION
 OFFICIAL RESULTS

Date: 11/13/2020
 Time: 10:13:17 AM

	SHERIFF				ASSESSOR			
	Reg. Voters	Total Votes	BRAD COLE (REP)	WRITE IN	Reg. Voters	Total Votes	DANNY GRAY (REP)	WRITE IN
17. McCRACKEN Normal	1809	1032	994	38	1809	1004	984	20
Absentee	1809	0	0	0	1809	0	0	0
20. POLK Normal	2433	1514	1488	26	2433	1491	1479	12
Absentee	2433	0	0	0	2433	0	0	0
21. UNION CHAPEL #1 Normal	3125	1441	1407	34	3125	1425	1406	19
Absentee	3125	0	0	0	3125	0	0	0
22. ROSEDALE #1A Normal	2505	1259	1232	27	2505	1238	1220	18
Absentee	2505	0	0	0	2505	0	0	0
23. GARDEN GROVE Normal	2335	1245	1209	36	2335	1222	1198	24
Absentee	2335	0	0	0	2335	0	0	0
24. NORTHVIEW #1 Normal	4175	1907	1865	42	4175	1872	1846	26
Absentee	4175	0	0	0	4175	0	0	0
26. SPARTA Normal	1814	1076	1051	25	1814	1048	1033	15
Absentee	1814	0	0	0	1814	0	0	0
27. UNION CHAPEL #2 Normal	3552	1773	1742	31	3552	1731	1715	16
Absentee	3552	0	0	0	3552	0	0	0
28. ROSEDALE #2 Normal	2058	1087	1077	10	2058	1049	1038	11
Absentee	2058	0	0	0	2058	0	0	0
29. NORTHVIEW #2 Normal	2204	1092	1059	33	2204	1062	1040	22
Absentee	2204	0	0	0	2204	0	0	0
30. ROSEDALE #1B Normal	2288	1112	1076	36	2288	1100	1080	20
Absentee	2288	0	0	0	2288	0	0	0
32. CASSIDY #2 Normal	3544	1563	1533	30	3544	1542	1525	17
Absentee	3544	0	0	0	3544	0	0	0
33. LINCOLN #2 Normal	2126	991	966	25	2126	980	971	9
Absentee	2126	0	0	0	2126	0	0	0

Bradley Cole

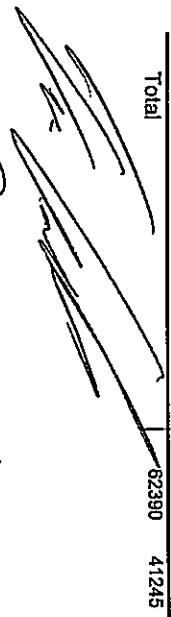
Statement of Votes Cast
 GENERAL ELECTION
 CHRISTIAN COUNTY, MISSOURI
 TUESDAY, NOVEMBER 3, 2020
 NOVEMBER 3, 2020 GENERAL ELECTION
 OFFICIAL RESULTS

Date: 11/13/2020
 Time: 10:13:17 AM

SHERIFF

ASSESSOR

	Reg. Voters		Total Votes		BRAD COLE (REP)		WRITE IN		Reg. Voters		Total Votes		DANNY GRAY (REP)		WRITE IN	
ABSENTEE																
Normal	0	0	0	0	0	0	0	0	0	0	0	0	0	0	0	0
Absentee	0	9617	9406	97.81%	211	2.19%			0	9403	9264	98.52%	139	1.48%		
Total	62390	31628	30934	97.81%	694	2.19%			62390	30979	30593	98.75%	386	1.25%		
Normal	62390	9617	9406	97.81%	211	2.19%			62390	9403	9264	98.52%	139	1.48%		
Absentee																
Total	62390	41245	40340	97.81%	905	2.19%			62390	40382	39857	98.70%	525	1.30%		



Brad Cole
Don Lunsby

Statement of Votes Cast
 GENERAL ELECTION
 CHRISTIAN COUNTY, MISSOURI
 TUESDAY, NOVEMBER 3, 2020
 NOVEMBER 3, 2020 GENERAL ELECTION
 OFFICIAL RESULTS

Date: 11/13/2020
 Time: 10:13:17 AM

Jurisdiction Wide	TREASURER				CORONER			
	Reg. Voters	Total Votes	KAREN MATTHEWS (REP)	WRITE IN	Reg. Voters	Total Votes	MANDI YODER-ARMITAGE	WRITE IN
1. E BENTON/ 3. BRUNER Normal	1025	540	535 99.07%	5 0.93%	1025	536	531 99.07%	5 0.93%
Absentee	1025	0	0 -	0 -	1025	0	0 -	0 -
2. W. BENTON/ 14. LINDEN Normal	1890	1099	1084 98.64%	15 1.36%	1890	1094	1086 99.27%	8 0.73%
Absentee	1890	0	0 -	0 -	1890	0	0 -	0 -
4. CHADWICK/16. SOUTH LINN 11. GARRISON/25 SENECA Normal	669	407	402 98.77%	5 1.23%	669	397	393 98.99%	4 1.01%
Absentee	669	0	0 -	0 -	669	0	0 -	0 -
5. RIVERSIDE Normal	5565	2590	2561 98.88%	29 1.12%	5565	2585	2564 99.19%	21 0.81%
Absentee	5565	0	0 -	0 -	5565	0	0 -	0 -
6. CASSIDY #1 Normal	2815	1333	1315 98.65%	18 1.35%	2815	1330	1314 98.80%	16 1.20%
Absentee	2815	0	0 -	0 -	2815	0	0 -	0 -
7. WEST FINLEY Normal	3425	1455	1430 98.28%	25 1.72%	3425	1444	1425 98.68%	19 1.32%
Absentee	3425	0	0 -	0 -	3425	0	0 -	0 -
8. EAST FINLEY Normal	4734	2250	2207 98.09%	43 1.91%	4734	2237	2209 98.75%	28 1.25%
Absentee	4734	0	0 -	0 -	4734	0	0 -	0 -
9. NORTH GALLOWAY Normal	2917	1417	1404 99.08%	13 0.92%	2917	1411	1399 99.15%	12 0.85%
Absentee	2917	0	0 -	0 -	2917	0	0 -	0 -
10. SOUTH GALLOWAY Normal	1670	938	932 99.36%	6 0.64%	1670	936	932 99.57%	4 0.43%
Absentee	1670	0	0 -	0 -	1670	0	0 -	0 -
12. LEAD HILL/18. OLDFIELD Normal	490	290	287 98.97%	3 1.03%	490	285	283 99.30%	2 0.70%
Absentee	490	0	0 -	0 -	490	0	0 -	0 -
13. LINCOLN #1 Normal	2455	1353	1344 99.33%	9 0.67%	2455	1357	1346 99.19%	11 0.81%
Absentee	2455	0	0 -	0 -	2455	0	0 -	0 -
15. NORTH LINN Normal	767	483	470 97.31%	13 2.69%	767	483	478 98.96%	5 1.04%
Absentee	767	0	0 -	0 -	767	0	0 -	0 -

Don Wood
Don Wood

Statement of Votes Cast
 GENERAL ELECTION
 CHRISTIAN COUNTY, MISSOURI
 TUESDAY, NOVEMBER 3, 2020
 NOVEMBER 3, 2020 GENERAL ELECTION
 OFFICIAL RESULTS

Date: 11/13/2020
 Time: 10:13:17 AM

TREASURER

CORONER

	Reg. Voters		Total Votes		KAREN MATTHEWS (REP)		WRITE IN		Reg. Voters		Total Votes		MANDI YODER-ARMITAGE		WRITE IN	
17. McCRACKEN Normal	1809	998	979	98.10%	19	1.90%	1809	1000	987	98.70%	13	1.30%	1809	0	0	-
Absentee	1809	0	0	-	0	-	1809	0	0	-	0	-	1809	0	0	-
20. POLK Normal	2433	1481	1466	98.99%	15	1.01%	2433	1475	1464	99.25%	11	0.75%	2433	0	0	-
Absentee	2433	0	0	-	0	-	2433	0	0	-	0	-	2433	0	0	-
21. UNION CHAPEL #1 Normal	3125	1415	1397	98.73%	18	1.27%	3125	1415	1397	98.73%	18	1.27%	3125	0	0	-
Absentee	3125	0	0	-	0	-	3125	0	0	-	0	-	3125	0	0	-
22. ROSEDALE #1A Normal	2505	1232	1216	98.70%	16	1.30%	2505	1231	1221	99.19%	10	0.81%	2505	0	0	-
Absentee	2505	0	0	-	0	-	2505	0	0	-	0	-	2505	0	0	-
23. GARDEN GROVE Normal	2335	1220	1196	98.03%	24	1.97%	2335	1214	1190	98.02%	24	1.98%	2335	0	0	-
Absentee	2335	0	0	-	0	-	2335	0	0	-	0	-	2335	0	0	-
24. NORTHVIEW #1 Normal	4175	1860	1831	98.44%	29	1.56%	4175	1859	1833	98.60%	26	1.40%	4175	0	0	-
Absentee	4175	0	0	-	0	-	4175	0	0	-	0	-	4175	0	0	-
26. SPARTA Normal	1814	1030	1017	98.74%	13	1.26%	1814	1033	1018	98.55%	15	1.45%	1814	0	0	-
Absentee	1814	0	0	-	0	-	1814	0	0	-	0	-	1814	0	0	-
27. UNION CHAPEL #2 Normal	3552	1727	1713	99.19%	14	0.81%	3552	1721	1707	99.19%	14	0.81%	3552	0	0	-
Absentee	3552	0	0	-	0	-	3552	0	0	-	0	-	3552	0	0	-
28. ROSEDALE #2 Normal	2058	1049	1042	99.33%	7	0.67%	2058	1052	1045	99.33%	7	0.67%	2058	0	0	-
Absentee	2058	0	0	-	0	-	2058	0	0	-	0	-	2058	0	0	-
29. NORTHVIEW #2 Normal	2204	1054	1037	98.39%	17	1.51%	2204	1052	1038	98.67%	14	1.33%	2204	0	0	-
Absentee	2204	0	0	-	0	-	2204	0	0	-	0	-	2204	0	0	-
30. ROSEDALE #1B Normal	2288	1093	1073	98.17%	20	1.83%	2288	1097	1081	98.54%	16	1.46%	2288	0	0	-
Absentee	2288	0	0	-	0	-	2288	0	0	-	0	-	2288	0	0	-
32. CASSIDY #2 Normal	3544	1531	1514	98.89%	17	1.11%	3544	1525	1511	99.08%	14	0.92%	3544	0	0	-
Absentee	3544	0	0	-	0	-	3544	0	0	-	0	-	3544	0	0	-
33. LINCOLN #2 Normal	2126	975	966	99.08%	9	0.92%	2126	969	963	99.38%	6	0.62%	2126	0	0	-
Absentee	2126	0	0	-	0	-	2126	0	0	-	0	-	2126	0	0	-

Mr. Dan Hill
Mr. Adam Beck
Mr. Erik

Statement of Votes Cast
 GENERAL ELECTION
 CHRISTIAN COUNTY, MISSOURI
 TUESDAY, NOVEMBER 3, 2020
 NOVEMBER 3, 2020 GENERAL ELECTION
 OFFICIAL RESULTS

Date: 11/13/2020
 Time: 10:13:17 AM

TREASURER

CORONER

ABSENTEE	Reg. Voters		Total Votes	KAREN MATTHEWS (REP)		WRITE IN	Reg. Voters		Total Votes	MANDI YODER-ARMITAGE		WRITE IN						
	Normal Absentee	Total		Normal Absentee	Total		Normal Absentee	Total										
Normal Absentee	0	9332	0	9190	98.48%	142	1.52%	0	9331	9222	98.83%	109	1.17%					
Total	62390	30820	30418	98.70%	402	1.30%	62390	30738	30415	98.95%	323	1.05%	62390	30738	98.83%	109	1.17%	
Normal Absentee	62390	9332	9190	98.48%	142	1.52%	62390	9331	9222	98.83%	109	1.17%	62390	9331	9222	98.83%	109	1.17%
Total	62390	40152	39608	98.65%	544	1.35%	62390	40069	39637	98.92%	432	1.08%	62390	40069	39637	98.92%	432	1.08%

[Handwritten Signature]
[Handwritten Signature]
[Handwritten Signature]

Statement of Votes Cast
 GENERAL ELECTION
 CHRISTIAN COUNTY, MISSOURI
 TUESDAY, NOVEMBER 3, 2020
 NOVEMBER 3, 2020 GENERAL ELECTION
 OFFICIAL RESULTS

Date: 11/13/2020
 Time: 10:13:17 AM

PUBLIC ADMINISTRATOR SUPREME COURT JUDGE BRECKENRIDGE

Jurisdiction Wide	Reg. Voters	Total Votes	KEN DAVIS (REP)		WRITE IN	Reg. Voters	Total Votes	YES		NO	
			Count	Percentage				Count	Percentage		
1. E BENTON/ 3. BRUNER Normal	1025	538	533	99.07%	5	1025	555	441	79.46%	114	20.54%
Absentee	1025	0	0	-	0	1025	0	0	-	0	-
2. W. BENTON/ 14. LINDEN Normal	1890	1102	1093	99.18%	9	1890	1143	932	81.54%	211	18.46%
Absentee	1890	0	0	-	0	1890	0	0	-	0	-
4. CHADWICK/16. SOUTH LINN 11. GARRISON/25 SENECA Normal	669	398	396	99.50%	2	669	398	328	82.41%	70	17.59%
Absentee	669	0	0	-	0	669	0	0	-	0	-
5. RIVERSIDE Normal	5565	2585	2561	99.07%	24	5565	2639	2133	80.83%	506	19.17%
Absentee	5565	0	0	-	0	5565	0	0	-	0	-
6. CASSIDY #1 Normal	2815	1332	1315	98.72%	17	2815	1352	1132	83.73%	220	16.27%
Absentee	2815	0	0	-	0	2815	0	0	-	0	-
7. WEST FINLEY Normal	3425	1448	1425	98.41%	23	3425	1471	1186	80.63%	285	19.37%
Absentee	3425	0	0	-	0	3425	0	0	-	0	-
8. EAST FINLEY Normal	4734	2237	2212	98.88%	25	4734	2283	1856	81.30%	427	18.70%
Absentee	4734	0	0	-	0	4734	0	0	-	0	-
9. NORTH GALLOWAY Normal	2917	1404	1388	98.86%	16	2917	1406	1139	81.01%	267	18.99%
Absentee	2917	0	0	-	0	2917	0	0	-	0	-
10. SOUTH GALLOWAY Normal	1670	936	934	99.79%	2	1670	955	777	81.36%	178	18.64%
Absentee	1670	0	0	-	0	1670	0	0	-	0	-
12. LEAD HILL/18. OLDFIELD Normal	490	294	293	99.66%	1	490	305	228	74.75%	77	25.25%
Absentee	490	0	0	-	0	490	0	0	-	0	-
13. LINCOLN #1 Normal	2455	1352	1343	99.33%	9	2455	1388	1155	83.21%	233	16.79%
Absentee	2455	0	0	-	0	2455	0	0	-	0	-
15. NORTH LINN Normal	767	485	481	99.18%	4	767	518	412	79.54%	106	20.46%
Absentee	767	0	0	-	0	767	0	0	-	0	-

[Handwritten Signature]

[Handwritten Signature]

Statement of Votes Cast
 GENERAL ELECTION
 CHRISTIAN COUNTY, MISSOURI
 TUESDAY, NOVEMBER 3, 2020
 NOVEMBER 3, 2020 GENERAL ELECTION
 OFFICIAL RESULTS

Date: 11/13/2020
 Time: 10:13:17 AM

PUBLIC ADMINISTRATOR SUPREME COURT JUDGE BRECKENRIDGE

	Reg. Voters	Total Votes	KEN DAVIS (REP)		WRITE IN	Reg. Voters	Total Votes	YES		NO	
			Count	Percentage				Count	Percentage		
17. MCCracken Normal	1809	1001	988	98.70%	13	1809	1020	842	82.55%	178	17.45%
Absentee	1809	0	0	-	0	1809	0	0	-	0	-
20. POLK Normal	2433	1478	1468	99.32%	10	2433	1530	1261	83.73%	249	16.27%
Absentee	2433	0	0	-	0	2433	0	0	-	0	-
21. UNION CHAPEL #1 Normal	3125	1417	1400	98.80%	17	3125	1469	1234	84.00%	235	16.00%
Absentee	3125	0	0	-	0	3125	0	0	-	0	-
22. ROSEDALE #1A Normal	2505	1221	1209	99.02%	12	2505	1263	1010	79.97%	253	20.03%
Absentee	2505	0	0	-	0	2505	0	0	-	0	-
23. GARDEN GROVE Normal	2335	1208	1188	98.34%	20	2335	1238	995	80.37%	243	19.63%
Absentee	2335	0	0	-	0	2335	0	0	-	0	-
24. NORTHVIEW #1 Normal	4175	1856	1831	98.65%	25	4175	1910	1579	82.67%	331	17.33%
Absentee	4175	0	0	-	0	4175	0	0	-	0	-
26. SPARTA Normal	1814	1033	1018	98.55%	15	1814	1037	847	81.68%	190	18.32%
Absentee	1814	0	0	-	0	1814	0	0	-	0	-
27. UNION CHAPEL #2 Normal	3552	1714	1697	99.01%	17	3552	1756	1451	82.63%	305	17.37%
Absentee	3552	0	0	-	0	3552	0	0	-	0	-
28. ROSEDALE #2 Normal	2058	1042	1036	99.42%	6	2058	1076	873	81.13%	203	18.87%
Absentee	2058	0	0	-	0	2058	0	0	-	0	-
29. NORTHVIEW #2 Normal	2204	1051	1034	98.38%	17	2204	1103	883	80.05%	220	19.95%
Absentee	2204	0	0	-	0	2204	0	0	-	0	-
30. ROSEDALE #1B Normal	2288	1092	1075	98.44%	17	2288	1128	926	82.09%	202	17.91%
Absentee	2288	0	0	-	0	2288	0	0	-	0	-
32. CASSIDY #2 Normal	3544	1523	1504	98.75%	19	3544	1532	1285	83.88%	247	16.12%
Absentee	3544	0	0	-	0	3544	0	0	-	0	-
33. LINCOLN #2 Normal	2126	971	963	99.18%	8	2126	978	811	82.92%	167	17.08%
Absentee	2126	0	0	-	0	2126	0	0	-	0	-

[Handwritten signatures and initials]

Statement of Votes Cast
 GENERAL ELECTION
 CHRISTIAN COUNTY, MISSOURI
 TUESDAY, NOVEMBER 3, 2020
 NOVEMBER 3, 2020 GENERAL ELECTION
 OFFICIAL RESULTS

Date: 11/13/2020
 Time: 10:13:17 AM

PUBLIC ADMINISTRATOR

SUPREME COURT JUDGE BRECKENRIDGE

	Reg. Voters		Total Votes		KEN DAVIS (REP)		WRITE IN		Reg. Voters		Total Votes		YES		NO	
ABSENTEE																
Normal	0	0	0	0	0	0	0	0	0	0	0	0	0	0	0	0
Absentee	0	9304	9189	98.76%	115	1.24%			0	9945	8301	83.47%	1644	16.53%		
Total	62390	30718	30385	98.92%	333	1.08%			62390	31453	25736	81.82%	5717	18.18%		
Normal	62390	9304	9189	98.76%	115	1.24%			62390	9945	8301	83.47%	1644	16.53%		
Absentee																
Total	62390	40022	39574	98.88%	448	1.12%			62390	41398	34037	82.22%	7361	17.78%		

[Handwritten Signature]
[Handwritten Signature]
 Carol Creek
 For Winner

Statement of Votes Cast
 GENERAL ELECTION
 CHRISTIAN COUNTY, MISSOURI
 TUESDAY, NOVEMBER 3, 2020
 NOVEMBER 3, 2020 GENERAL ELECTION
 OFFICIAL RESULTS

Date: 11/13/2020
 Time: 10:13:17 AM

SOUTHERN DIST. APPEALS JUDGE LYNCH CONSTITUTIONAL AMENDMENT NO. 1

Jurisdiction Wide	Reg. Voters	Total Votes		NO	Reg. Voters	Total Votes		NO		
		YES	NO			YES	NO			
1. E BENTON/ 3. BRUNER Normal	1025	551	449	81.49%	1025	589	322	54.67%	267	45.33%
Absentee	1025	0	0	-	1025	0	0	-	0	-
2. W. BENTON/ 14. LINDEN Normal	1890	1135	953	83.96%	1890	1249	671	53.72%	578	46.28%
Absentee	1890	0	0	-	1890	0	0	-	0	-
4. CHADWICK/16. SOUTH LINN 11. GARRISON/25 SENECA Normal	669	395	336	85.06%	669	448	224	50.00%	224	50.00%
Absentee	669	0	0	-	669	0	0	-	0	-
5. RIVERSIDE Normal	5565	2624	2157	82.20%	5565	2859	1438	50.30%	1421	49.70%
Absentee	5565	0	0	-	5565	0	0	-	0	-
6. CASSIDY #1 Normal	2815	1340	1148	85.67%	2815	1453	726	49.97%	727	50.03%
Absentee	2815	0	0	-	2815	0	0	-	0	-
7. WEST FINLEY Normal	3425	1465	1201	81.98%	3425	1598	778	48.69%	820	51.31%
Absentee	3425	0	0	-	3425	0	0	-	0	-
8. EAST FINLEY Normal	4734	2269	1882	82.94%	4734	2486	1243	50.00%	1243	50.00%
Absentee	4734	0	0	-	4734	0	0	-	0	-
9. NORTH GALLOWAY Normal	2917	1395	1159	83.08%	2917	1553	808	52.03%	745	47.97%
Absentee	2917	0	0	-	2917	0	0	-	0	-
10. SOUTH GALLOWAY Normal	1670	946	808	85.41%	1670	1026	527	51.36%	499	48.64%
Absentee	1670	0	0	-	1670	0	0	-	0	-
12. LEAD HILL/18. OLDFIELD Normal	490	300	237	79.00%	490	325	192	59.08%	133	40.92%
Absentee	490	0	0	-	490	0	0	-	0	-
13. LINCOLN #1 Normal	2455	1385	1182	85.34%	2455	1500	796	53.07%	704	46.93%
Absentee	2455	0	0	-	2455	0	0	-	0	-
15. NORTH LINN Normal	767	513	410	79.92%	767	547	268	48.99%	279	51.01%
Absentee	767	0	0	-	767	0	0	-	0	-

[Handwritten signatures and initials]

Statement of Votes Cast
 GENERAL ELECTION
 CHRISTIAN COUNTY, MISSOURI
 TUESDAY, NOVEMBER 3, 2020
 NOVEMBER 3, 2020 GENERAL ELECTION
 OFFICIAL RESULTS

Date: 11/13/2020
 Time: 10:13:17 AM

SOUTHERN DIST. APPEALS JUDGE LYNCH CONSTITUTIONAL AMENDMENT NO. 1

	Reg. Voters	Total Votes	YES		NO		Reg. Voters	Total Votes	YES		NO	
			Count	Percentage	Count	Percentage			Count	Percentage	Count	Percentage
17. McCRACKEN												
Normal	1809	1017	839	82.50%	178	17.50%	1809	1088	535	49.17%	553	50.83%
Absentee	1809	0	0	-	0	-	1809	0	0	-	0	-
20. POLK												
Normal	2433	1522	1277	83.90%	245	16.10%	2433	1636	844	51.59%	792	48.41%
Absentee	2433	0	0	-	0	-	2433	0	0	-	0	-
21. UNION CHAPEL #1												
Normal	3125	1465	1239	84.57%	226	15.43%	3125	1578	838	53.11%	740	46.89%
Absentee	3125	0	0	-	0	-	3125	0	0	-	0	-
22. ROSEDALE #1A												
Normal	2505	1256	1027	81.77%	229	18.23%	2505	1357	638	47.02%	719	52.98%
Absentee	2505	0	0	-	0	-	2505	0	0	-	0	-
23. GARDEN GROVE												
Normal	2335	1236	1012	81.88%	224	18.12%	2335	1355	698	51.51%	657	48.49%
Absentee	2335	0	0	-	0	-	2335	0	0	-	0	-
24. NORTHVIEW #1												
Normal	4175	1901	1570	82.59%	331	17.41%	4175	2096	1128	53.82%	968	46.18%
Absentee	4175	0	0	-	0	-	4175	0	0	-	0	-
26. SPARTA												
Normal	1814	1035	860	83.09%	175	16.91%	1814	1111	599	53.92%	512	46.08%
Absentee	1814	0	0	-	0	-	1814	0	0	-	0	-
27. UNION CHAPEL #2												
Normal	3552	1749	1463	83.65%	286	16.35%	3552	1908	958	50.21%	950	49.79%
Absentee	3552	0	0	-	0	-	3552	0	0	-	0	-
28. ROSEDALE #2												
Normal	2058	1062	872	82.11%	190	17.89%	2058	1201	621	51.71%	580	48.29%
Absentee	2058	0	0	-	0	-	2058	0	0	-	0	-
29. NORTHVIEW #2												
Normal	2204	1095	885	80.82%	210	19.18%	2204	1202	569	47.34%	633	52.66%
Absentee	2204	0	0	-	0	-	2204	0	0	-	0	-
30. ROSEDALE #1B												
Normal	2288	1120	927	82.77%	193	17.23%	2288	1208	604	50.00%	604	50.00%
Absentee	2288	0	0	-	0	-	2288	0	0	-	0	-
32. CASSIDY #2												
Normal	3544	1519	1278	84.13%	241	15.87%	3544	1640	773	47.13%	867	52.87%
Absentee	3544	0	0	-	0	-	3544	0	0	-	0	-
33. LINCOLN #2												
Normal	2126	976	813	83.30%	163	16.70%	2126	1037	539	51.98%	498	48.02%
Absentee	2126	0	0	-	0	-	2126	0	0	-	0	-

Statement of Votes Cast
 GENERAL ELECTION
 CHRISTIAN COUNTY, MISSOURI
 TUESDAY, NOVEMBER 3, 2020
 NOVEMBER 3, 2020 GENERAL ELECTION
 OFFICIAL RESULTS

Date: 11/13/2020
 Time: 10:13:17 AM

SOUTHERN DIST. APPEALS JUDGE LYNCH CONSTITUTIONAL AMENDMENT NO. 1

ABSENTEE	Reg. Voters	Total Votes	YES		NO		Reg. Voters	Total Votes	YES		NO	
			Count	Percentage	Count	Percentage			Count	Percentage	Count	Percentage
Normal	0	0	0	-	0	-	0	0	0	-	0	-
Absentee	0	9843	8088	82.17%	1755	17.83%	0	10959	5280	48.18%	5679	51.82%
Total	62390	31271	25984	83.09%	5287	16.91%	62390	34050	17337	50.92%	16713	49.08%
Normal	62390	9843	8088	82.17%	1755	17.83%	62390	10959	5280	48.18%	5679	51.82%
Absentee	62390	41114	34072	82.87%	7042	17.13%	62390	45009	22617	50.25%	22392	49.75%
Total												

[Signature]
 Dan Lynch

[Signature]
 Carol Green


[Signature]
 Tina Arnold

Statement of Votes Cast
 GENERAL ELECTION
 CHRISTIAN COUNTY, MISSOURI
 TUESDAY, NOVEMBER 3, 2020
 NOVEMBER 3, 2020 GENERAL ELECTION
 OFFICIAL RESULTS

Date: 11/13/2020
 Time: 10:13:17 AM

CONSTITUTIONAL AMENDMENT NO. 3

Jurisdiction Wide	Reg. Voters	Total	YES		NO	
			Votes			
1. E. BENTON/ 3. BRUNER Normal	1025	603	400	66.33%	203	33.67%
Absentee	1025	0	0	-	0	-
2. W. BENTON/ 14. LINDEN Normal	1890	1254	770	61.40%	484	38.60%
Absentee	1890	0	0	-	0	-
4. CHADWICK/16. SOUTH LINN 11. GARRISON/25 SENECA Normal	669	455	288	63.30%	167	36.70%
Absentee	669	0	0	-	0	-
5. RIVERSIDE Normal	5565	2887	1737	60.17%	1150	39.83%
Absentee	5565	0	0	-	0	-
6. CASSIDY #1 Normal	2815	1458	846	58.02%	612	41.98%
Absentee	2815	0	0	-	0	-
7. WEST FINLEY Normal	3425	1824	999	61.51%	625	38.49%
Absentee	3425	0	0	-	0	-
8. EAST FINLEY Normal	4734	2495	1473	59.04%	1022	40.96%
Absentee	4734	0	0	-	0	-
9. NORTH GALLOWAY Normal	2917	1567	992	63.31%	575	36.69%
Absentee	2917	0	0	-	0	-
10. SOUTH GALLOWAY Normal	1670	1034	645	62.38%	389	37.62%
Absentee	1670	0	0	-	0	-
12. LEAD HILL/18. OLDFIELD Normal	490	331	213	64.35%	118	35.65%
Absentee	490	0	0	-	0	-
13. LINCOLN #1 Normal	2455	1507	902	59.85%	605	40.15%
Absentee	2455	0	0	-	0	-
15. NORTH LINN Normal	767	549	346	63.02%	203	36.98%
Absentee	767	0	0	-	0	-




Statement of Votes Cast
 GENERAL ELECTION
 CHRISTIAN COUNTY, MISSOURI
 TUESDAY, NOVEMBER 3, 2020
 NOVEMBER 3, 2020 GENERAL ELECTION
 OFFICIAL RESULTS

Date: 11/13/2020
Time: 10:13:17 AM

CONSTITUTIONAL AMENDMENT NO. 3

	Reg. Voters	Total Votes	YES		NO	
			Count	Percentage	Count	Percentage
17. MCCRACKEN						
Normal	1809	1097	668	60.89%	429	39.11%
Absentee	1809	0	0	-	0	-
20. POLK						
Normal	2433	1657	998	60.23%	659	39.77%
Absentee	2433	0	0	-	0	-
21. UNION CHAPEL #1						
Normal	3125	1591	903	56.76%	888	43.24%
Absentee	3125	0	0	-	0	-
22. ROSEDALE #1A						
Normal	2505	1369	793	57.93%	576	42.07%
Absentee	2505	0	0	-	0	-
23. GARDEN GROVE						
Normal	2335	1360	768	56.47%	592	43.53%
Absentee	2335	0	0	-	0	-
24. NORTHVIEW #1						
Normal	4175	2104	1196	56.84%	908	43.16%
Absentee	4175	0	0	-	0	-
26. SPARTA						
Normal	1814	1138	744	65.38%	394	34.62%
Absentee	1814	0	0	-	0	-
27. UNION CHAPEL #2						
Normal	3552	1925	1157	60.10%	768	39.90%
Absentee	3552	0	0	-	0	-
28. ROSEDALE #2						
Normal	2058	1210	735	60.74%	475	39.26%
Absentee	2058	0	0	-	0	-
29. NORTHVIEW #2						
Normal	2204	1214	693	57.08%	521	42.92%
Absentee	2204	0	0	-	0	-
30. ROSEDALE #1B						
Normal	2288	1212	680	56.11%	532	43.89%
Absentee	2288	0	0	-	0	-
32. CASSIDY #2						
Normal	3544	1661	1026	61.77%	635	38.23%
Absentee	3544	0	0	-	0	-
33. LINCOLN #2						
Normal	2126	1038	672	64.74%	366	35.26%
Absentee	2126	0	0	-	0	-



 [Illegible handwritten signatures and initials]

Statement of Votes Cast
 GENERAL ELECTION
 CHRISTIAN COUNTY, MISSOURI
 TUESDAY, NOVEMBER 3, 2020
 NOVEMBER 3, 2020 GENERAL ELECTION
 OFFICIAL RESULTS

Date: 11/13/2020
Time: 10:13:17 AM

CONSTITUTIONAL AMENDMENT NO. 3

ABSENTEE	Reg. Voters	Total		YES	NO	
		Votes	Votes			
Normal	0	0	0	0	0	
Absentee	0	10994	5944	54.07%	5050	45.93%
Total	62390	34340	20644	60.12%	13696	39.88%
Normal	62390	10994	5944	54.07%	5050	45.93%
Absentee						
Total	62390	45334	26588	58.65%	18746	41.35%

