

Statement of Votes Cast
 GENERAL MUNICIPAL ELECTION
 CHRISTIAN COUNTY, MISSOURI
 TUESDAY, APRIL 7, 2020
 GENERAL MUNICIPAL ELECTION JUNE 2, 2020
 OFFICIAL RESULTS

Date: 6/5/2020
 Time: 12:33:49 PM

OZARK ALDERMAN, WARD 2

OZARK ALDERMAN, WARD 3

| Jurisdiction Wide | OZARK ALDERMAN, WARD 2 | | | | OZARK ALDERMAN, WARD 3 | | | |
|---------------------------------------|------------------------|-------------|----------------|----------|------------------------|-------------|---------------|----------|
| | Reg. Voters | Total Votes | BRUCE GALLOWAY | WRITE IN | Reg. Voters | Total Votes | HEATHER ALDER | WRITE IN |
| 1. E. BENTON / 3. BRUNER Normal | - | - | - | - | - | - | - | - |
| Absentee | - | - | - | - | - | - | - | - |
| 2. WEST BENTON / 14. LINDEN Normal | - | - | - | - | - | - | - | - |
| Absentee | - | - | - | - | - | - | - | - |
| 5. RIVERSIDE #1 Normal | 1360 | 198 | 194 97.98% | 4 2.02% | 2814 | 298 | 293 98.32% | 5 1.68% |
| Absentee | 1360 | 0 | 0 | 0 | 2814 | 0 | 0 | 0 |
| 6. CASSIDY #1 Normal | 1827 | 182 | 175 96.15% | 7 3.85% | 470 | 56 | 56 100.00% | 0 |
| Absentee | 1827 | 0 | 0 | 0 | 470 | 0 | 0 | 0 |
| 7. W. FINLEY Normal | 361 | 52 | 49 94.23% | 3 5.77% | - | - | - | - |
| Absentee | 361 | 0 | 0 | 0 | - | - | - | - |
| 8. EAST FINLEY Normal | 465 | 78 | 76 97.44% | 2 2.56% | - | - | - | - |
| Absentee | 465 | 0 | 0 | 0 | - | - | - | - |
| 9. NORTH GALLOWAY Normal | - | - | - | - | - | - | - | - |
| Absentee | - | - | - | - | - | - | - | - |
| 10. SOUTH GALLOWAY Normal | - | - | - | - | - | - | - | - |
| Absentee | - | - | - | - | - | - | - | - |
| 12. LEADHILL / OLDFIELD Normal | - | - | - | - | - | - | - | - |
| Absentee | - | - | - | - | - | - | - | - |
| 13. LINCOLN #1 Normal | - | - | - | - | - | - | - | - |
| Absentee | - | - | - | - | - | - | - | - |
| 15. NORTH LINN Normal | - | - | - | - | - | - | - | - |
| Absentee | - | - | - | - | - | - | - | - |
| 17. MCCRACKEN Normal | 97 | 10 | 10 100.00% | 0 | - | - | - | - |
| Absentee | 97 | 0 | 0 | 0 | - | - | - | - |

Paula Stein
Don Brown
Tom Graham
[Signature]

Statement of Votes Cast
 GENERAL MUNICIPAL ELECTION
 CHRISTIAN COUNTY, MISSOURI
 TUESDAY, APRIL 7, 2020
 GENERAL MUNICIPAL ELECTION JUNE 2, 2020
 OFFICIAL RESULTS

Date: 6/5/2020
 Time: 12:33:49 PM

OZARK ALDERMAN, WARD 2

OZARK ALDERMAN, WARD 3

| | OZARK ALDERMAN, WARD 2 | | | | OZARK ALDERMAN, WARD 3 | | | |
|-------------------------------|------------------------|-------------|----------------|----------|------------------------|-------------|---------------|----------|
| | Reg. Voters | Total Votes | BRUCE GALLOWAY | WRITE IN | Reg. Voters | Total Votes | HEATHER ALDER | WRITE IN |
| 20. POLK Normal | - | - | - | - | - | - | - | - |
| Absentee | - | - | - | - | - | - | - | - |
| 21 UNION CHAPEL 1 Normal | - | - | - | - | - | - | - | - |
| Absentee | - | - | - | - | - | - | - | - |
| 22. ROSEDALE #1A Normal | - | - | - | - | - | - | - | - |
| Absentee | - | - | - | - | - | - | - | - |
| 23. GARDEN GROVE Normal | - | - | - | - | - | - | - | - |
| Absentee | - | - | - | - | - | - | - | - |
| 24. NORTHVIEW #1 Normal | - | - | - | - | - | - | - | - |
| Absentee | - | - | - | - | - | - | - | - |
| 26. SPARTIA Normal | - | - | - | - | - | - | - | - |
| Absentee | - | - | - | - | - | - | - | - |
| 27. UNION CHAPEL #2 Normal | - | - | - | - | - | - | - | - |
| Absentee | - | - | - | - | - | - | - | - |
| 28. ROSEDALE #2 Normal | - | - | - | - | - | - | - | - |
| Absentee | - | - | - | - | - | - | - | - |
| 29. NORTHVIEW #2 Normal | - | - | - | - | - | - | - | - |
| Absentee | - | - | - | - | - | - | - | - |
| 30. ROSEDALE 1B Normal | - | - | - | - | - | - | - | - |
| Absentee | - | - | - | - | - | - | - | - |
| 32. CASSIDY #2 Normal | - | - | - | - | 1598 | 75 | 75 | 100.00% |
| Absentee | - | - | - | - | 1598 | 0 | 0 | 0 |
| 33. LINCOLN #2 Normal | - | - | - | - | - | - | - | - |
| Absentee | - | - | - | - | - | - | - | - |
| 29. Northview #2-2 Normal | - | - | - | - | - | - | - | - |
| Absentee | - | - | - | - | - | - | - | - |

Paula Erick *John Graham* *Donna*

Statement of Votes Cast
 GENERAL MUNICIPAL ELECTION
 CHRISTIAN COUNTY, MISSOURI
 TUESDAY, APRIL 7, 2020
 GENERAL MUNICIPAL ELECTION JUNE 2, 2020
 OFFICIAL RESULTS

Date: 6/5/2020
 Time: 12:33:49 PM

OZARK ALDERMAN, WARD 2

OZARK ALDERMAN, WARD 3

| ABSENTEE | Reg. Voters | | BRUCE GALLOWAY | | WRITE IN | Reg. Voters | | HEATHER ALDER | | WRITE IN |
|----------|-------------|-------|----------------|--------|----------|-------------|-------|---------------|-------|----------|
| | Total | Votes | Total | Votes | | Total | Votes | Total | Votes | |
| Normal | 0 | 0 | 0 | 0 | - | 0 | 0 | 0 | 0 | - |
| Absentee | 0 | 54 | 51 | 94.44% | 3 | 5.56% | 0 | 52 | 48 | 92.31% |
| Total | 4110 | 520 | 504 | 96.92% | 16 | 3.08% | 4882 | 429 | 424 | 98.83% |
| Normal | 4110 | 54 | 51 | 94.44% | 3 | 5.56% | 4882 | 52 | 48 | 92.31% |
| Absentee | 4110 | 574 | 555 | 96.69% | 19 | 3.31% | 4882 | 481 | 472 | 98.13% |
| Total | | | | | | | | | | |

Paula Clark
City Clerk

John Gribben
City Auditor

Statement of Votes Cast
 GENERAL MUNICIPAL ELECTION
 CHRISTIAN COUNTY, MISSOURI
 TUESDAY, APRIL 7, 2020
 GENERAL MUNICIPAL ELECTION JUNE 2, 2020
 OFFICIAL RESULTS

Date: 6/5/2020
 Time: 12:33:49 PM

SPARTA QUESTION

OZARK ALDERMAN, WARD 1

| Jurisdiction Wide | Reg. Voters | Total Votes | SPARTA QUESTION | | Reg. Voters | Total Votes | OZARK ALDERMAN, WARD 1 | | | | | |
|---------------------------------------|-------------|-------------|-----------------|----|-------------|-------------|------------------------|-------------|------------------|----------|---|---|
| | | | YES | NO | | | Reg. Voters | Total Votes | NATHAN D. POSTEN | WRITE IN | | |
| 1. E. BENTON / 3. BRUNER Normal | . | . | . | . | . | . | . | . | . | . | . | . |
| Absentee | . | . | . | . | . | . | . | . | . | . | . | . |
| 2. WEST BENTON / 14. LINDEN Normal | . | . | . | . | . | . | . | . | . | . | . | . |
| Absentee | . | . | . | . | . | . | . | . | . | . | . | . |
| 5. RIVERSIDE #1 Normal | . | . | . | . | . | . | . | . | . | . | . | . |
| Absentee | . | . | . | . | . | . | . | . | . | . | . | . |
| 6. CASSIDY #1 Normal | . | . | . | . | . | . | . | . | . | . | . | . |
| Absentee | . | . | . | . | . | . | . | . | . | . | . | . |
| 7. W. FINLEY Normal | . | . | . | . | . | . | . | . | . | . | . | . |
| Absentee | . | . | . | . | . | . | . | . | . | . | . | . |
| 8. EAST FINLEY Normal | . | . | . | . | 1326 | 105 | 100 | 95.24% | 5 | 4.76% | . | . |
| Absentee | . | . | . | . | 1326 | 0 | 0 | . | 0 | . | . | . |
| 9. NORTH GALLOWAY Normal | . | . | . | . | 2888 | 275 | 270 | 98.18% | 5 | 1.82% | . | . |
| Absentee | . | . | . | . | 2888 | 0 | 0 | . | 0 | . | . | . |
| 10. SOUTH GALLOWAY Normal | . | . | . | . | . | . | . | . | . | . | . | . |
| Absentee | . | . | . | . | . | . | . | . | . | . | . | . |
| 12. LEADHILL / OLDFIELD Normal | . | . | . | . | . | . | . | . | . | . | . | . |
| Absentee | . | . | . | . | . | . | . | . | . | . | . | . |
| 13. LINCOLN #1 Normal | . | . | . | . | . | . | . | . | . | . | . | . |
| Absentee | . | . | . | . | . | . | . | . | . | . | . | . |
| 15. NORTH LINN Normal | . | . | . | . | . | . | . | . | . | . | . | . |
| Absentee | . | . | . | . | . | . | . | . | . | . | . | . |
| 17. McCRACKEN Normal | . | . | . | . | 83 | 8 | 8 | 100.00% | 0 | 0 | . | . |
| Absentee | . | . | . | . | 83 | 0 | 0 | . | 0 | . | . | . |

Spencer Greish
Spic Greish
Spencer Greish
Spencer Greish

Statement of Votes Cast
 GENERAL MUNICIPAL ELECTION
 CHRISTIAN COUNTY, MISSOURI
 TUESDAY, APRIL 7, 2020
 GENERAL MUNICIPAL ELECTION JUNE 2, 2020
 OFFICIAL RESULTS

Date: 6/5/2020
 Time: 12:33:49 PM

SPARTA QUESTION

OZARK ALDERMAN, WARD 1

| | Reg. Voters | | Total | YES | | NO | | Reg. Voters | | Total | NATHAN D. POSTEN | | WRITE IN |
|-------------------------------|-------------|-----|-------|-----|--------|----|--------|-------------|---|-------|------------------|---|----------|
| | | | Votes | | | | | | | Votes | | | |
| 20. POLK Normal | - | - | - | - | - | - | - | - | - | - | - | - | - |
| Absentee | - | - | - | - | - | - | - | - | - | - | - | - | - |
| 21 UNION CHAPEL 1 Normal | - | - | - | - | - | - | - | - | - | - | - | - | - |
| Absentee | - | - | - | - | - | - | - | - | - | - | - | - | - |
| 22. ROSEDALE #1A Normal | - | - | - | - | - | - | - | - | - | - | - | - | - |
| Absentee | - | - | - | - | - | - | - | - | - | - | - | - | - |
| 23. GARDEN GROVE Normal | - | - | - | - | - | - | - | - | - | - | - | - | - |
| Absentee | - | - | - | - | - | - | - | - | - | - | - | - | - |
| 24. NORTHVIEW #1 Normal | - | - | - | - | - | - | - | - | - | - | - | - | - |
| Absentee | - | - | - | - | - | - | - | - | - | - | - | - | - |
| 26. SPARTA Normal | 1127 | 103 | 1230 | 48 | 46.80% | 55 | 53.40% | - | - | - | - | - | - |
| Absentee | 1127 | 0 | 1127 | 0 | - | 0 | - | - | - | - | - | - | - |
| 27. UNION CHAPEL #2 Normal | - | - | - | - | - | - | - | - | - | - | - | - | - |
| Absentee | - | - | - | - | - | - | - | - | - | - | - | - | - |
| 28. ROSEDALE #2 Normal | - | - | - | - | - | - | - | - | - | - | - | - | - |
| Absentee | - | - | - | - | - | - | - | - | - | - | - | - | - |
| 29. NORTHVIEW #2 Normal | - | - | - | - | - | - | - | - | - | - | - | - | - |
| Absentee | - | - | - | - | - | - | - | - | - | - | - | - | - |
| 30. ROSEDALE 1B Normal | - | - | - | - | - | - | - | - | - | - | - | - | - |
| Absentee | - | - | - | - | - | - | - | - | - | - | - | - | - |
| 32. CASSIDY #2 Normal | - | - | - | - | - | - | - | - | - | - | - | - | - |
| Absentee | - | - | - | - | - | - | - | - | - | - | - | - | - |
| 33. LINCOLN #2 Normal | - | - | - | - | - | - | - | - | - | - | - | - | - |
| Absentee | - | - | - | - | - | - | - | - | - | - | - | - | - |
| 29. Northview #2-2 Normal | - | - | - | - | - | - | - | - | - | - | - | - | - |
| Absentee | - | - | - | - | - | - | - | - | - | - | - | - | - |

Ernie Ernie *Phyllis* *Eric* *Ann*

Statement of Votes Cast
 GENERAL MUNICIPAL ELECTION
 CHRISTIAN COUNTY, MISSOURI
 TUESDAY, APRIL 7, 2020
 GENERAL MUNICIPAL ELECTION JUNE 2, 2020
 OFFICIAL RESULTS

Date: 6/5/2020
 Time: 12:33:49 PM

SPARTA QUESTION

OZARK ALDERMAN, WARD 1

| | Reg. Voters | | Total Votes | | YES | | NO | | Reg. Voters | | Total Votes | | NATHAN D. POSTEN | | WRITE IN | | |
|----------|-------------|-----|-------------|--------|--------|---|----|--------|-------------|-----|-------------|--------|------------------|-------|----------|---|---|
| | | | | | | | | | | | | | | | | | |
| ABSENTEE | | | | | | | | | | | | | | | | | |
| Normal | 0 | 0 | 0 | 0 | 0 | - | 0 | - | 0 | 0 | 0 | 0 | 0 | 0 | 0 | 0 | - |
| Absentee | 0 | 6 | 6 | 5 | 83.33% | | 1 | 16.67% | 0 | 33 | 32 | 96.97% | 1 | 3.03% | | | |
| Total | 1127 | 103 | 48 | 46.60% | | | 55 | 53.40% | 4297 | 388 | 378 | 97.42% | 10 | 2.58% | | | |
| Normal | 1127 | 6 | 5 | 83.33% | | | 1 | 16.67% | 4297 | 33 | 32 | 96.97% | 1 | 3.03% | | | |
| Absentee | 1127 | 109 | 53 | 48.62% | | | 56 | 51.38% | 4297 | 421 | 410 | 97.39% | 11 | 2.61% | | | |
| Total | | | | | | | | | | | | | | | | | |

Carole Beck
John Duvall
John Duvall

Statement of Votes Cast
 GENERAL MUNICIPAL ELECTION
 CHRISTIAN COUNTY, MISSOURI
 TUESDAY, APRIL 7, 2020
 GENERAL MUNICIPAL ELECTION JUNE 2, 2020
 OFFICIAL RESULTS

Date: 6/5/2020
 Time: 12:33:49 PM

OZARK QUESTION

BILLINGS MAYOR

| Jurisdiction | Reg. Voters | Total Votes | YES | | NO | | Reg. Voters | Total Votes | DAVID L. RAUCH | WRITE IN |
|-----------------------------|-------------|-------------|--------|----|--------|----|-------------|-------------|----------------|----------|
| | | | YES | NO | NO | NO | | | | |
| Jurisdiction Wide | | | | | | | | | | |
| 1. E. BENTON / 3. BRUNER | | | | | | | | | | |
| Normal | | | | | | | | | | |
| Absentee | | | | | | | | | | |
| 2. WEST BENTON / 14. LINDEN | | | | | | | | | | |
| Normal | | | | | | | | | | |
| Absentee | | | | | | | | | | |
| 5. RIVERSIDE #1 | | | | | | | | | | |
| Absentee | | | | | | | | | | |
| Normal | | | | | | | | | | |
| Absentee | | | | | | | | | | |
| 6. CASSIDY #1 | | | | | | | | | | |
| Normal | | | | | | | | | | |
| Absentee | | | | | | | | | | |
| 7. W. FINLEY | | | | | | | | | | |
| Normal | | | | | | | | | | |
| Absentee | | | | | | | | | | |
| 8. EAST FINLEY | | | | | | | | | | |
| Normal | | | | | | | | | | |
| Absentee | | | | | | | | | | |
| 9. NORTH GALLOWAY | | | | | | | | | | |
| Absentee | | | | | | | | | | |
| Normal | | | | | | | | | | |
| Absentee | | | | | | | | | | |
| 10. SOUTH GALLOWAY | | | | | | | | | | |
| Normal | | | | | | | | | | |
| Absentee | | | | | | | | | | |
| 12. LEADHILL / OLDFIELD | | | | | | | | | | |
| Normal | | | | | | | | | | |
| Absentee | | | | | | | | | | |
| 13. LINCOLN #1 | | | | | | | | | | |
| Normal | | | | | | | | | | |
| Absentee | | | | | | | | | | |
| 15. NORTH LINN | | | | | | | | | | |
| Normal | | | | | | | | | | |
| Absentee | | | | | | | | | | |
| 17. McCRACKEN | | | | | | | | | | |
| Normal | | | | | | | | | | |
| Absentee | | | | | | | | | | |
| 180 | 24 | 11 | 45.83% | 13 | 54.17% | | | | | |
| 180 | 0 | 0 | | 0 | | | | | | |

Paula Grant
Jim Russell
Paula Grant
Jim Russell

Statement of Votes Cast
 GENERAL MUNICIPAL ELECTION
 CHRISTIAN COUNTY, MISSOURI
 TUESDAY, APRIL 7, 2020
 GENERAL MUNICIPAL ELECTION JUNE 2, 2020
 OFFICIAL RESULTS

Date: 6/5/2020
 Time: 12:33:49 PM

OZARK QUESTION

BILLINGS MAYOR

| | Reg. Voters | | Total Votes | | YES | | NO | | Reg. Voters | | Total Votes | | DAVID L. RAUCH | | WRITE IN | |
|---------------------|-------------|------|-------------|----|--------|----|--------|---|-------------|-----|-------------|----|----------------|---|----------|---|
| | | | | | | | | | | | | | | | | |
| 20. POLK | Normal | - | - | - | - | - | - | - | - | 670 | 49 | 46 | 93.88% | 3 | 6.12% | - |
| Absentee | - | - | - | - | - | - | - | - | - | 670 | 0 | 0 | - | 0 | - | - |
| 21 UNION CHAPEL 1 | Normal | - | - | - | - | - | - | - | - | - | - | - | - | - | - | - |
| Absentee | - | - | - | - | - | - | - | - | - | - | - | - | - | - | - | - |
| 22. ROSEDALE #1A | Normal | - | - | - | - | - | - | - | - | - | - | - | - | - | - | - |
| Absentee | - | - | - | - | - | - | - | - | - | - | - | - | - | - | - | - |
| 23. GARDEN GROVE | Normal | - | - | - | - | - | - | - | - | - | - | - | - | - | - | - |
| Absentee | - | - | - | - | - | - | - | - | - | - | - | - | - | - | - | - |
| 24. NORTHVIEW #1 | Normal | - | - | - | - | - | - | - | - | - | - | - | - | - | - | - |
| Absentee | - | - | - | - | - | - | - | - | - | - | - | - | - | - | - | - |
| 26. SPARTA | Normal | - | - | - | - | - | - | - | - | - | - | - | - | - | - | - |
| Absentee | - | - | - | - | - | - | - | - | - | - | - | - | - | - | - | - |
| 27. UNION CHAPEL #2 | Normal | - | - | - | - | - | - | - | - | - | - | - | - | - | - | - |
| Absentee | - | - | - | - | - | - | - | - | - | - | - | - | - | - | - | - |
| 28. ROSEDALE #2 | Normal | - | - | - | - | - | - | - | - | - | - | - | - | - | - | - |
| Absentee | - | - | - | - | - | - | - | - | - | - | - | - | - | - | - | - |
| 29. NORTHVIEW #2 | Normal | - | - | - | - | - | - | - | - | - | - | - | - | - | - | - |
| Absentee | - | - | - | - | - | - | - | - | - | - | - | - | - | - | - | - |
| 30. ROSEDALE 1B | Normal | - | - | - | - | - | - | - | - | - | - | - | - | - | - | - |
| Absentee | - | - | - | - | - | - | - | - | - | - | - | - | - | - | - | - |
| 32. CASSIDY #2 | Normal | 1598 | 106 | 37 | 34.91% | 69 | 65.09% | - | - | - | - | - | - | - | - | - |
| Absentee | 1598 | 0 | 0 | - | - | 0 | - | - | - | - | - | - | - | - | - | - |
| 33. LINCOLN #2 | Normal | - | - | - | - | - | - | - | - | - | - | - | - | - | - | - |
| Absentee | - | - | - | - | - | - | - | - | - | - | - | - | - | - | - | - |
| 29. Northview #2-2 | Normal | - | - | - | - | - | - | - | - | - | - | - | - | - | - | - |
| Absentee | - | - | - | - | - | - | - | - | - | - | - | - | - | - | - | - |

Ernie B. Smith
 Billings Mayor

Statement of Votes Cast
 GENERAL MUNICIPAL ELECTION
 CHRISTIAN COUNTY, MISSOURI
 TUESDAY, APRIL 7, 2020
 GENERAL MUNICIPAL ELECTION JUNE 2, 2020
 OFFICIAL RESULTS

Date: 6/5/2020
 Time: 12:33:49 PM

OZARK QUESTION

BILLINGS MAYOR

| | Reg. Voters | | Total Votes | | YES | NO | Reg. Voters | | Total Votes | | DAVID L. RAUCH | WRITE IN |
|----------|-------------|------|-------------|--------|------|--------|-------------|----|-------------|---------|----------------|----------|
| | | | | | | | | | | | | |
| ABSENTEE | | | | | | | | | | | | |
| Normal | 0 | 0 | 0 | 0 | - | - | 0 | 0 | 0 | 0 | - | - |
| Absentee | 0 | 161 | 79 | 49.07% | 82 | 50.93% | 0 | 4 | 4 | 100.00% | 0 | - |
| Total | 13289 | 1722 | 778 | 45.18% | 944 | 54.82% | 670 | 49 | 46 | 93.88% | 3 | 6.12% |
| Normal | 13289 | 161 | 79 | 49.07% | 82 | 50.93% | 670 | 4 | 4 | 100.00% | 0 | - |
| Absentee | 13289 | 1883 | 857 | 45.51% | 1026 | 54.49% | 670 | 53 | 50 | 94.34% | 3 | 5.66% |
| Total | | | | | | | | | | | | |

Boyle E-mail
Boyle E-mail
Boyle E-mail

Statement of Votes Cast
 GENERAL MUNICIPAL ELECTION
 CHRISTIAN COUNTY, MISSOURI
 TUESDAY, APRIL 7, 2020
 GENERAL MUNICIPAL ELECTION JUNE 2, 2020
 OFFICIAL RESULTS

Date: 6/5/2020
 Time: 12:33:49 PM

SPARTIA ALDERMAN, WARD 1, 1 YR TERM SPARTIA ALDERMAN, WARD 2

| Jurisdiction Wide | Reg. Voters | Total Votes | JACK REYNOLDS | | WRITE IN | Reg. Voters | Total Votes | TAMI GUERIN | | WRITE IN |
|---------------------------------------|-------------|-------------|---------------|---|----------|-------------|-------------|-------------|---|----------|
| | | | | | | | | | | |
| 1. E. BENTON / 3. BRUNER Normal | - | - | - | - | - | - | - | - | - | - |
| Absentee | - | - | - | - | - | - | - | - | - | - |
| 2. WEST BENTON / 14. LINDEN Normal | - | - | - | - | - | - | - | - | - | - |
| Absentee | - | - | - | - | - | - | - | - | - | - |
| 5. RIVERSIDE #1 Normal | - | - | - | - | - | - | - | - | - | - |
| Absentee | - | - | - | - | - | - | - | - | - | - |
| 6. CASSIDY #1 Normal | - | - | - | - | - | - | - | - | - | - |
| Absentee | - | - | - | - | - | - | - | - | - | - |
| 7. W. FINLEY Normal | - | - | - | - | - | - | - | - | - | - |
| Absentee | - | - | - | - | - | - | - | - | - | - |
| 8. EAST FINLEY Normal | - | - | - | - | - | - | - | - | - | - |
| Absentee | - | - | - | - | - | - | - | - | - | - |
| 9. NORTH GALLOWAY Normal | - | - | - | - | - | - | - | - | - | - |
| Absentee | - | - | - | - | - | - | - | - | - | - |
| 10. SOUTH GALLOWAY Normal | - | - | - | - | - | - | - | - | - | - |
| Absentee | - | - | - | - | - | - | - | - | - | - |
| 12. LEADHILL / OLDFIELD Normal | - | - | - | - | - | - | - | - | - | - |
| Absentee | - | - | - | - | - | - | - | - | - | - |
| 13. LINCOLN #1 Normal | - | - | - | - | - | - | - | - | - | - |
| Absentee | - | - | - | - | - | - | - | - | - | - |
| 15. NORTH LINN Normal | - | - | - | - | - | - | - | - | - | - |
| Absentee | - | - | - | - | - | - | - | - | - | - |
| 17. MCCRACKEN Normal | - | - | - | - | - | - | - | - | - | - |
| Absentee | - | - | - | - | - | - | - | - | - | - |

Earle Beck *Spacia Guerin*

Don Dumas

Statement of Votes Cast
 GENERAL MUNICIPAL ELECTION
 CHRISTIAN COUNTY, MISSOURI
 TUESDAY, APRIL 7, 2020
 GENERAL MUNICIPAL ELECTION JUNE 2, 2020
 OFFICIAL RESULTS

Date: 6/5/2020
 Time: 12:33:49 PM

SPARTA ALDERMAN, WARD 1, 1 YR TERM SPARTA ALDERMAN, WARD 2

| | Reg. Voters | | Total | | JACK REYNOLDS | | WRITE IN | | Reg. Voters | | Total | | TAMI GUERIN | | WRITE IN | |
|---------------------------------|-------------|----|-------|--------|---------------|-------|----------|---|-------------|----|-------|---------|-------------|---|----------|---|
| | | | | | | | | | | | | | | | | |
| 20. POLK Normal | - | - | - | - | - | - | - | - | - | - | - | - | - | - | - | - |
| 21 UNION CHAPEL 1 Absentee | - | - | - | - | - | - | - | - | - | - | - | - | - | - | - | - |
| 21 UNION CHAPEL 1 Normal | - | - | - | - | - | - | - | - | - | - | - | - | - | - | - | - |
| 22. ROSEDALE #1A Absentee | - | - | - | - | - | - | - | - | - | - | - | - | - | - | - | - |
| 22. ROSEDALE #1A Normal | - | - | - | - | - | - | - | - | - | - | - | - | - | - | - | - |
| 23. GARDEN GROVE Absentee | - | - | - | - | - | - | - | - | - | - | - | - | - | - | - | - |
| 23. GARDEN GROVE Normal | - | - | - | - | - | - | - | - | - | - | - | - | - | - | - | - |
| 24. NORTHVIEW #1 Absentee | - | - | - | - | - | - | - | - | - | - | - | - | - | - | - | - |
| 24. NORTHVIEW #1 Normal | - | - | - | - | - | - | - | - | - | - | - | - | - | - | - | - |
| 26. SPARTA Absentee | 560 | 31 | 29 | 93.55% | 2 | 6.45% | - | - | 567 | 33 | 33 | 100.00% | 0 | 0 | - | - |
| 26. SPARTA Normal | 560 | 0 | 0 | - | 0 | - | - | - | 567 | 0 | 0 | - | 0 | 0 | - | - |
| 27. UNION CHAPEL #2 Absentee | - | - | - | - | - | - | - | - | - | - | - | - | - | - | - | - |
| 27. UNION CHAPEL #2 Normal | - | - | - | - | - | - | - | - | - | - | - | - | - | - | - | - |
| 28. ROSEDALE #2 Absentee | - | - | - | - | - | - | - | - | - | - | - | - | - | - | - | - |
| 28. ROSEDALE #2 Normal | - | - | - | - | - | - | - | - | - | - | - | - | - | - | - | - |
| 29. NORTHVIEW #2 Absentee | - | - | - | - | - | - | - | - | - | - | - | - | - | - | - | - |
| 29. NORTHVIEW #2 Normal | - | - | - | - | - | - | - | - | - | - | - | - | - | - | - | - |
| 30. ROSEDALE 1B Absentee | - | - | - | - | - | - | - | - | - | - | - | - | - | - | - | - |
| 30. ROSEDALE 1B Normal | - | - | - | - | - | - | - | - | - | - | - | - | - | - | - | - |
| 32. CASSIDY #2 Absentee | - | - | - | - | - | - | - | - | - | - | - | - | - | - | - | - |
| 32. CASSIDY #2 Normal | - | - | - | - | - | - | - | - | - | - | - | - | - | - | - | - |
| 33. LINCOLN #2 Absentee | - | - | - | - | - | - | - | - | - | - | - | - | - | - | - | - |
| 33. LINCOLN #2 Normal | - | - | - | - | - | - | - | - | - | - | - | - | - | - | - | - |
| 29. Northview #2-2 Absentee | - | - | - | - | - | - | - | - | - | - | - | - | - | - | - | - |
| 29. Northview #2-2 Normal | - | - | - | - | - | - | - | - | - | - | - | - | - | - | - | - |
| Absentee | - | - | - | - | - | - | - | - | - | - | - | - | - | - | - | - |


Carla Cook
John Brown
John Brown

Statement of Votes Cast
 GENERAL MUNICIPAL ELECTION
 CHRISTIAN COUNTY, MISSOURI
 TUESDAY, APRIL 7, 2020
 GENERAL MUNICIPAL ELECTION JUNE 2, 2020
 OFFICIAL RESULTS

Date: 6/5/2020
 Time: 12:33:49 PM

SPARTA ALDERMAN, WARD 1, 1 YR TERM SPARTA ALDERMAN, WARD 2

| | Reg. Voters | | Total Votes | | JACK REYNOLDS | WRITE IN | Reg. Voters | | Total Votes | | TAMI GUERIN | WRITE IN |
|----------|-------------|----|-------------|---------|---------------|----------|-------------|----|-------------|---------|-------------|----------|
| | | | | | | | | | | | | |
| ABSENTEE | | | | | | | | | | | | |
| Normal | 0 | 0 | 0 | 0 | 0 | - | 0 | 0 | 0 | 0 | - | 0 |
| Absentee | 0 | 4 | 4 | 100.00% | 0 | - | 0 | 1 | 1 | 100.00% | 0 | - |
| Total | 560 | 31 | 29 | 93.55% | 2 | 6.45% | 567 | 33 | 33 | 100.00% | 0 | - |
| Normal | 560 | 4 | 4 | 100.00% | 0 | - | 567 | 1 | 1 | 100.00% | 0 | - |
| Absentee | 560 | 35 | 33 | 94.29% | 2 | 5.71% | 567 | 34 | 34 | 100.00% | 0 | - |
| Total | | | | | | | | | | | | |

Carla Smith
Dr. Bruce
Mike Graham


Statement of Votes Cast
 GENERAL MUNICIPAL ELECTION
 CHRISTIAN COUNTY, MISSOURI
 TUESDAY, APRIL 7, 2020
 GENERAL MUNICIPAL ELECTION JUNE 2, 2020
 OFFICIAL RESULTS

Date: 6/5/2020
 Time: 12:33:49 PM

OZARK SPECIAL ROAD DIST. BOARD MEMBER

SPARTA ALDERMAN, WARD 1, 2 YR TERM

| Jurisdiction Wide | Reg. Voters | Total Votes | ED ADDINGTON | CHRIS SOMERS | WRITE IN | Reg. Voters | Total Votes | TRISTA GUNTER | WRITE IN |
|---------------------------------------|-------------|-------------|--------------|--------------|----------|-------------|-------------|---------------|----------|
| | | | | | | | | | |
| 1. E. BENTON / 3. BRUNER Normal | - | - | - | - | - | - | - | - | - |
| Absentee | - | - | - | - | - | - | - | - | - |
| 2. WEST BENTON / 14. LINDEN Normal | 2 | 0 | 0 | 0 | 0 | - | - | - | - |
| Absentee | 2 | 0 | 0 | 0 | 0 | - | - | - | - |
| 5. RIVERSIDE #1 Normal | 5386 | 598 | 251 | 41.97% | 336 | 56.19% | 11 | 1.84% | - |
| Absentee | 5386 | 0 | 0 | - | 0 | - | 0 | - | - |
| 6. CASSIDY #1 Normal | 2699 | 238 | 105 | 44.12% | 125 | 52.52% | 8 | 3.36% | - |
| Absentee | 2699 | 0 | 0 | - | 0 | - | 0 | - | - |
| 7. W. FINLEY Normal | 3063 | 244 | 106 | 43.44% | 134 | 54.92% | 4 | 1.64% | - |
| Absentee | 3063 | 0 | 0 | - | 0 | - | 0 | - | - |
| 8. EAST FINLEY Normal | 3885 | 414 | 149 | 35.99% | 260 | 62.80% | 5 | 1.21% | - |
| Absentee | 3885 | 0 | 0 | - | 0 | - | 0 | - | - |
| 9. NORTH GALLOWAY Normal | - | - | - | - | - | - | - | - | - |
| Absentee | - | - | - | - | - | - | - | - | - |
| 10. SOUTH GALLOWAY Normal | - | - | - | - | - | - | - | - | - |
| Absentee | - | - | - | - | - | - | - | - | - |
| 12. LEADHILL / OLDFIELD Normal | - | - | - | - | - | - | - | - | - |
| Absentee | - | - | - | - | - | - | - | - | - |
| 13. LINCOLN #1 Normal | - | - | - | - | - | - | - | - | - |
| Absentee | - | - | - | - | - | - | - | - | - |
| 15. NORTH LINN Normal | - | - | - | - | - | - | - | - | - |
| Absentee | - | - | - | - | - | - | - | - | - |
| 17. MCCRACKEN Normal | 413 | 38 | 14 | 36.84% | 24 | 63.16% | 0 | - | - |
| Absentee | 413 | 0 | 0 | - | 0 | - | 0 | - | - |

Paula E. Smith
Don Bruner
John Stahler
[Signature]

Statement of Votes Cast
 GENERAL MUNICIPAL ELECTION
 CHRISTIAN COUNTY, MISSOURI
 TUESDAY, APRIL 7, 2020
 GENERAL MUNICIPAL ELECTION JUNE 2, 2020
 OFFICIAL RESULTS

Date: 6/5/2020
 Time: 12:33:49 PM

OZARK SPECIAL ROAD DIST. BOARD MEMBER SPARTIA ALDERMAN, WARD 1, 2 YR TERM

| | Reg. Voters | Total Votes | ED ADDINGTON | | CHRIS SOMERS | WRITE IN | Reg. Voters | Total Votes | TRISTA GUNTER | | WRITE IN | |
|-------------------------------|-------------|-------------|--------------|--------|--------------|----------|-------------|-------------|---------------|--------|----------|--------|
| | | | | | | | | | | | | |
| 20. POLK Normal | - | - | - | - | - | - | - | - | - | - | - | |
| Absentee | - | - | - | - | - | - | - | - | - | - | - | |
| 21 UNION CHAPEL 1 Normal | - | - | - | - | - | - | - | - | - | - | - | |
| Absentee | - | - | - | - | - | - | - | - | - | - | - | |
| 22. ROSEDALE #1A Normal | - | - | - | - | - | - | - | - | - | - | - | |
| Absentee | - | - | - | - | - | - | - | - | - | - | - | |
| 23. GARDEN GROVE Normal | - | - | - | - | - | - | - | - | - | - | - | |
| Absentee | - | - | - | - | - | - | - | - | - | - | - | |
| 24. NORTHVIEW #1 Normal | - | - | - | - | - | - | - | - | - | - | - | |
| Absentee | - | - | - | - | - | - | - | - | - | - | - | |
| 26. SPARTIA Normal | - | - | - | - | - | - | 560 | 30 | 27 | 90.00% | 3 | 10.00% |
| Absentee | - | - | - | - | - | - | 560 | 0 | 0 | - | 0 | - |
| 27. UNION CHAPEL #2 Normal | - | - | - | - | - | - | - | - | - | - | - | - |
| Absentee | - | - | - | - | - | - | - | - | - | - | - | - |
| 28. ROSEDALE #2 Normal | - | - | - | - | - | - | - | - | - | - | - | - |
| Absentee | - | - | - | - | - | - | - | - | - | - | - | - |
| 29. NORTHVIEW #2 Normal | - | - | - | - | - | - | - | - | - | - | - | - |
| Absentee | - | - | - | - | - | - | - | - | - | - | - | - |
| 30. ROSEDALE 1B Normal | - | - | - | - | - | - | - | - | - | - | - | - |
| Absentee | - | - | - | - | - | - | - | - | - | - | - | - |
| 32. CASSIDY #2 Normal | 3360 | 264 | 130 | 49.24% | 132 | 50.00% | - | - | 2 | 0.76% | - | - |
| Absentee | 3360 | 0 | 0 | - | 0 | - | - | - | - | - | - | - |
| 33. LINCOLN #2 Normal | - | - | - | - | - | - | - | - | - | - | - | - |
| Absentee | - | - | - | - | - | - | - | - | - | - | - | - |
| 29. Northview #2-2 Normal | - | - | - | - | - | - | - | - | - | - | - | - |
| Absentee | - | - | - | - | - | - | - | - | - | - | - | - |

Paul Ewald *Paul Ewald* *Paul Ewald*

Statement of Votes Cast
 GENERAL MUNICIPAL ELECTION
 CHRISTIAN COUNTY, MISSOURI
 TUESDAY, APRIL 7, 2020
 GENERAL MUNICIPAL ELECTION JUNE 2, 2020
 OFFICIAL RESULTS

Date: 6/5/2020
 Time: 12:33:49 PM

OZARK SPECIAL ROAD DIST. BOARD MEMBER SPARTIA ALDERMAN, WARD 1, 2 YR TERM

| | Reg. Voters | Total Votes | ED ADDINGTON | | CHRIS SOMERS | | WRITE IN | Reg. Voters | Total Votes | TRISTA GUNTER | | WRITE IN |
|----------|----------------|----------------|-----------------|--------|-----------------|--------|-------------|----------------|----------------|------------------|---------|-------------|
| | | | | | | | | | | | | |
| ABSENTEE | | | | | | | | | | | | |
| Normal | 0 | 0 | 0 | - | 0 | - | 0 | 0 | 0 | 0 | - | 0 |
| Absentee | 0 | 183 | 74 | 40.44% | 109 | 59.56% | 0 | 0 | 4 | 4 | 100.00% | 0 |
| Total | 18808 | 1796 | 755 | 42.04% | 1011 | 56.29% | 30 | 560 | 30 | 27 | 90.00% | 3 |
| Normal | 18808 | 183 | 74 | 40.44% | 109 | 59.56% | 0 | 560 | 4 | 4 | 100.00% | 0 |
| Absentee | | | | | | | | | | | | |
| Total | 18808 | 1979 | 829 | 41.89% | 1120 | 56.59% | 30 | 560 | 34 | 31 | 91.18% | 3 |

Carla Eberick
Travis
John Baker
[Signature]

Statement of Votes Cast
 GENERAL MUNICIPAL ELECTION
 CHRISTIAN COUNTY, MISSOURI
 TUESDAY, APRIL 7, 2020
 GENERAL MUNICIPAL ELECTION JUNE 2, 2020
 OFFICIAL RESULTS

Date: 6/5/2020
 Time: 12:33:49 PM

| Jurisdiction Wide | CLEVER FIRE DIST. BOARD MEMBER, 2 YR TERM | | | | | CLEVER FIRE DIST. BOARD MEMBER, 4 YR TERM | | | | |
|---------------------------------------|---|-------------|-------------|---------------|----------|---|-------------|-------------|----------|--|
| | Reg. Voters | Total Votes | SEAN DEVINE | LISA SCHUELKE | WRITE IN | Reg. Voters | Total Votes | SUSAN RAUCH | WRITE IN | |
| 1. E. BENTON / 3. BRUNER Normal | | | | | | | | | | |
| Absentee | | | | | | | | | | |
| 2. WEST BENTON / 14. LINDEN Normal | | | | | | | | | | |
| Absentee | | | | | | | | | | |
| 5. RIVERSIDE #1 Normal | | | | | | | | | | |
| Absentee | | | | | | | | | | |
| 6. CASSIDY #1 Normal | | | | | | | | | | |
| Absentee | | | | | | | | | | |
| 7. W. FINLEY Normal | | | | | | | | | | |
| Absentee | | | | | | | | | | |
| 8. EAST FINLEY Normal | | | | | | | | | | |
| Absentee | | | | | | | | | | |
| 9. NORTH GALLOWAY Normal | | | | | | | | | | |
| Absentee | | | | | | | | | | |
| 10. SOUTH GALLOWAY Normal | | | | | | | | | | |
| Absentee | | | | | | | | | | |
| 12. LEADHILL / OLDFIELD Normal | | | | | | | | | | |
| Absentee | | | | | | | | | | |
| 13. LINCOLN #1 Normal | 2376 | 127 | 60 | 47.24% | 61 | 48.03% | 6 | 4.72% | | |
| Absentee | 2376 | 0 | 0 | | 0 | | 2376 | 80 | 78 | |
| 15. NORTH LINN Normal | | | | | | | | | 95.00% | |
| Absentee | | | | | | | | | 4 | |
| 17. MCCRACKEN Normal | | | | | | | | | 5.00% | |
| Absentee | | | | | | | | | | |

Paul Grant
For Mayor
Robert Graham

Statement of Votes Cast
 GENERAL MUNICIPAL ELECTION
 CHRISTIAN COUNTY, MISSOURI
 TUESDAY, APRIL 7, 2020
 GENERAL MUNICIPAL ELECTION JUNE 2, 2020
 OFFICIAL RESULTS

Date: 6/5/2020
 Time: 12:33:49 PM

CLEVER FIRE DIST. BOARD MEMBER, 2 YR TERM

CLEVER FIRE DIST. BOARD MEMBER, 4 YR TERM

| | CLEVER FIRE DIST. BOARD MEMBER, 2 YR TERM | | | | | CLEVER FIRE DIST. BOARD MEMBER, 4 YR TERM | | | | |
|---------------------------------|---|-------------|-------------|---------------|----------|---|-------------|-------------|----------|--|
| | Reg. Voters | Total Votes | SEAN DEVINE | LISA SCHUELKE | WRITE IN | Reg. Voters | Total Votes | SUSAN RAUCH | WRITE IN | |
| 20. POLK Normal | 229 | 7 | 5 71.43% | 2 28.57% | 0 0% | 229 | 5 | 4 80.00% | 1 20.00% | |
| 21 UNION CHAPEL 1 Absentee | 229 | 0 | 0 | 0 | 0 | 229 | 0 | 0 | 0 | |
| 22. ROSEDALE #1A Normal | - | - | - | - | - | - | - | - | - | |
| 23. GARDEN GROVE Absentee | - | - | - | - | - | - | - | - | - | |
| 24. NORTHVIEW #1 Normal | - | - | - | - | - | - | - | - | - | |
| 25. SPARTIA Absentee | - | - | - | - | - | - | - | - | - | |
| 26. ROSEDALE #2 Normal | - | - | - | - | - | - | - | - | - | |
| 27. UNION CHAPEL #2 Absentee | - | - | - | - | - | - | - | - | - | |
| 28. ROSEDALE #2 Normal | - | - | - | - | - | - | - | - | - | |
| 29. NORTHVIEW #2 Absentee | - | - | - | - | - | - | - | - | - | |
| 30. ROSEDALE 1B Normal | - | - | - | - | - | - | - | - | - | |
| 31. CASSIDY #2 Absentee | - | - | - | - | - | - | - | - | - | |
| 32. LINCOLN #2 Normal | - | - | - | - | - | - | - | - | - | |
| 29. Northview #2-2 Normal | 1367 | 62 | 31 50.00% | 30 48.39% | 1 1.61% | 1367 | 45 | 42 93.33% | 3 6.67% | |
| Absentee | 1367 | 0 | 0 | 0 | 0 | 1367 | 0 | 0 | 0 | |

Paul Davis
Paul Davis
Paul Davis
Paul Davis

Statement of Votes Cast
 GENERAL MUNICIPAL ELECTION
 CHRISTIAN COUNTY, MISSOURI
 TUESDAY, APRIL 7, 2020
 GENERAL MUNICIPAL ELECTION JUNE 2, 2020
 OFFICIAL RESULTS

Date: 6/5/2020
 Time: 12:33:49 PM

CLEVER FIRE DIST. BOARD MEMBER, 2 YR TERM

CLEVER FIRE DIST. BOARD MEMBER, 4 YR TERM

| | Reg. Voters | | Total Votes | | SEAN DEVINE | LISA SCHUELKE | | WRITE IN | Reg. Voters | | Total Votes | | SUSAN RAUCH | WRITE IN |
|----------|-------------|-----|-------------|--------|-------------|---------------|---|----------|-------------|-----|-------------|---------|-------------|----------|
| | | | | | | | | | | | | | | |
| ABSENTEE | | | | | | | | | | | | | | |
| Normal | 0 | 0 | 0 | 0 | - | 0 | - | 0 | 0 | 0 | 0 | 0 | - | 0 |
| Absentee | 0 | 33 | 19 | 57.58% | 14 | 42.42% | 0 | 0 | 0 | 19 | 100.00% | 19 | 100.00% | 0 |
| Total | 3972 | 196 | 96 | 48.98% | 93 | 47.45% | 7 | 3.57% | 3972 | 130 | 122 | 93.85% | 8 | 6.15% |
| Normal | 3972 | 33 | 19 | 57.58% | 14 | 42.42% | 0 | - | 3972 | 19 | 19 | 100.00% | 0 | - |
| Absentee | 3972 | 229 | 115 | 50.22% | 107 | 46.72% | 7 | 3.06% | 3972 | 149 | 141 | 94.63% | 8 | 5.37% |
| Total | | | | | | | | | | | | | | |

Earle Cook
Steve Bunnell
Robin Graham

Statement of Votes Cast
 GENERAL MUNICIPAL ELECTION
 CHRISTIAN COUNTY, MISSOURI
 TUESDAY, APRIL 7, 2020
 GENERAL MUNICIPAL ELECTION JUNE 2, 2020
 OFFICIAL RESULTS

Date: 6/5/2020
 Time: 12:33:49 PM

| Jurisdiction Wide | CLEVER FIRE DIST. BOARD MEMBER, 6 YR TERM | | | SPARTA FIRE DIST. BOARD MEMBER | | | BROOKLINE FIRE DIST. BOARD MEMBER | | |
|---------------------------------------|---|-------------|------------|--------------------------------|-------------|------------|-----------------------------------|-------------|----------|
| | Reg. Voters | Total Votes | WRITE IN | Reg. Voters | Total Votes | WRITE IN | Reg. Voters | Total Votes | WRITE IN |
| 1. E. BENTON / 3. BRUNER Normal | - | - | - | 652 | 11 | 11 100.00% | - | - | - |
| Absentee | - | - | - | - | 0 | 0 | - | - | - |
| 2. WEST BENTON / 14. LINDEN Normal | - | - | - | 127 | 0 | 0 | - | - | - |
| Absentee | - | - | - | 127 | 0 | 0 | - | - | - |
| 5. RIVERSIDE #1 Normal | - | - | - | - | - | - | - | - | - |
| Absentee | - | - | - | - | - | - | - | - | - |
| 6. CASSIDY #1 Normal | - | - | - | - | - | - | - | - | - |
| Absentee | - | - | - | - | - | - | - | - | - |
| 7. W. FINLEY Normal | - | - | - | - | - | - | - | - | - |
| Absentee | - | - | - | - | - | - | - | - | - |
| 8. EAST FINLEY Normal | - | - | - | - | - | - | - | - | - |
| Absentee | - | - | - | - | - | - | - | - | - |
| 9. NORTH GALLOWAY Normal | - | - | - | - | - | - | - | - | - |
| Absentee | - | - | - | - | - | - | - | - | - |
| 10. SOUTH GALLOWAY Normal | - | - | - | - | - | - | - | - | - |
| Absentee | - | - | - | - | - | - | - | - | - |
| 12. LEADHILL / OLDFIELD Normal | - | - | - | 379 | 16 | 16 100.00% | - | - | - |
| Absentee | - | - | - | 379 | 0 | 0 | - | - | - |
| 13. LINCOLN #1 Normal | 2376 | 10 | 10 100.00% | - | - | - | - | - | - |
| Absentee | 2376 | 0 | 0 | - | - | - | - | - | - |
| 15. NORTH LINN Normal | - | - | - | 6 | 0 | 0 | - | - | - |
| Absentee | - | - | - | 6 | 0 | 0 | - | - | - |
| 17. MCCrackEN Normal | - | - | - | 80 | 0 | 0 | - | - | - |
| Absentee | - | - | - | 80 | 0 | 0 | - | - | - |

Earla Crain
Spencer Graham

Statement of Votes Cast
 GENERAL MUNICIPAL ELECTION
 CHRISTIAN COUNTY, MISSOURI
 TUESDAY, APRIL 7, 2020
 GENERAL MUNICIPAL ELECTION JUNE 2, 2020
 OFFICIAL RESULTS

Date: 6/5/2020
 Time: 12:33:49 PM

| | CLEVER FIRE DIST. BOARD MEMBER, 6 YR TERM | | | SPARTA FIRE DIST. BOARD MEMBER | | | BROOKLINE FIRE DIST. BOARD MEMBER | | | |
|---------------------|---|-------------|-----------|--------------------------------|-------------|------------|-----------------------------------|-------------|--------------------|----------|
| | Reg. Voters | Total Votes | WRITE IN | Reg. Voters | Total Votes | WRITE IN | Reg. Voters | Total Votes | STEPHEN WILLIAMSON | WRITE IN |
| 20. POLK | | | | | | | | | | |
| Normal | 229 | 1 | 1 100.00% | - | - | - | - | - | - | - |
| Absentee | 229 | 0 | 0 | - | - | - | - | - | - | - |
| 21 UNION CHAPEL 1 | | | | | | | | | | |
| Normal | - | - | - | - | - | - | - | - | - | - |
| Absentee | - | - | - | - | - | - | - | - | - | - |
| 22. ROSEDALE #1A | | | | | | | | | | |
| Normal | - | - | - | - | - | - | - | - | - | - |
| Absentee | - | - | - | - | - | - | - | - | - | - |
| 23. GARDEN GROVE | | | | | | | | | | |
| Normal | - | - | - | - | - | - | - | - | - | - |
| Absentee | - | - | - | - | - | - | - | - | - | - |
| 24. NORTHVIEW #1 | | | | | | | | | | |
| Normal | - | - | - | - | - | - | - | - | - | - |
| Absentee | - | - | - | - | - | - | - | - | - | - |
| 26. SPARTA | | | | | | | | | | |
| Normal | - | - | - | 1776 | 23 | 23 100.00% | - | - | - | - |
| Absentee | - | - | - | 1776 | 0 | 0 | - | - | - | - |
| 27. UNION CHAPEL #2 | | | | | | | | | | |
| Normal | - | - | - | - | - | - | - | - | - | - |
| Absentee | - | - | - | - | - | - | - | - | - | - |
| 28. ROSEDALE #2 | | | | | | | | | | |
| Normal | - | - | - | - | - | - | - | - | - | - |
| Absentee | - | - | - | - | - | - | - | - | - | - |
| 29. NORTHVIEW #2 | | | | | | | | | | |
| Normal | - | - | - | - | - | - | - | - | - | - |
| Absentee | - | - | - | - | - | - | - | - | - | - |
| 30. ROSEDALE 1B | | | | | | | | | | |
| Normal | - | - | - | - | - | - | - | - | - | - |
| Absentee | - | - | - | - | - | - | - | - | - | - |
| 32. CASSIDY #2 | | | | | | | | | | |
| Normal | - | - | - | - | - | - | - | - | - | - |
| Absentee | - | - | - | - | - | - | - | - | - | - |
| 33. LINCOLN #2 | | | | | | | | | | |
| Normal | 1367 | 2 | 2 100.00% | - | - | - | 178 | 7 | 6 85.71% | 1 14.29% |
| Absentee | 1367 | 0 | 0 | - | - | - | 178 | 0 | 0 | 0 |
| 29. Northview #2-2 | | | | | | | | | | |
| Normal | - | - | - | - | - | - | - | - | - | - |
| Absentee | - | - | - | - | - | - | - | - | - | - |

Paul Brock *Robin Stahl* *Don Lumber*

Statement of Votes Cast
 GENERAL MUNICIPAL ELECTION
 CHRISTIAN COUNTY, MISSOURI
 TUESDAY, APRIL 7, 2020
 GENERAL MUNICIPAL ELECTION JUNE 2, 2020
 OFFICIAL RESULTS

| | CLEVER FIRE DIST. BOARD MEMBER, 6 YR TERM | | | | SPARTA FIRE DIST. BOARD MEMBER | | | | BROOKLINE FIRE DIST. BOARD MEMBER | | | | |
|----------|--|----------------|----------|---------|-----------------------------------|----------------|----------|---------|-----------------------------------|----------------|-----------------------|----------|--------|
| | Reg. Voters | Total Votes | WRITE IN | | Reg. Voters | Total Votes | WRITE IN | | Reg. Voters | Total Votes | STEPHEN WILLIAMSON | WRITE IN | |
| ABSENTEE | | | | | | | | | | | | | |
| Normal | 0 | 0 | 0 | - | 0 | 0 | 0 | - | 0 | 0 | 0 | 0 | - |
| Absentee | 0 | 1 | 1 | 100.00% | 0 | 10 | 10 | 100.00% | 0 | 1 | 1 | 100.00% | 0 |
| Total | 3972 | 13 | 13 | 100.00% | 3020 | 50 | 50 | 100.00% | 178 | 7 | 6 | 85.71% | 1 |
| Normal | 3972 | 1 | 1 | 100.00% | 3020 | 10 | 10 | 100.00% | 178 | 1 | 1 | 100.00% | 0 |
| Absentee | | | | | | | | | | | | | |
| Total | 3972 | 14 | 14 | 100.00% | 3020 | 60 | 60 | 100.00% | 178 | 8 | 7 | 87.50% | 1 |
| | | | | | | | | | | | | | 12.50% |

Paula Berrick
The Queen
Paula Berrick

Statement of Votes Cast
 GENERAL MUNICIPAL ELECTION
 CHRISTIAN COUNTY, MISSOURI
 TUESDAY, APRIL 7, 2020
 GENERAL MUNICIPAL ELECTION JUNE 2, 2020
 OFFICIAL RESULTS

Date: 6/5/2020
 Time: 12:33:49 PM

BILLINGS ALDERMAN, WARD 1

BILLINGS ALDERMAN, WARD 2

| Jurisdiction Wide | BILLINGS ALDERMAN, WARD 1 | | | | BILLINGS ALDERMAN, WARD 2 | | | |
|---------------------------------------|---------------------------|-------------|--------------|----------|---------------------------|-------------|-----------------|----------|
| | Reg. Voters | Total Votes | HOLLY FENDER | WRITE IN | Reg. Voters | Total Votes | MICKEY J. BROWN | WRITE IN |
| 1. E. BENTON / 3. BRUNER Normal | - | - | - | - | - | - | - | - |
| Absentee | - | - | - | - | - | - | - | - |
| 2. WEST BENTON / 14. LINDEN Normal | - | - | - | - | - | - | - | - |
| Absentee | - | - | - | - | - | - | - | - |
| 5. RIVERSIDE #1 Normal | - | - | - | - | - | - | - | - |
| Absentee | - | - | - | - | - | - | - | - |
| 6. CASSIDY #1 Normal | - | - | - | - | - | - | - | - |
| Absentee | - | - | - | - | - | - | - | - |
| 7. W. FINLEY Normal | - | - | - | - | - | - | - | - |
| Absentee | - | - | - | - | - | - | - | - |
| 8. EAST FINLEY Normal | - | - | - | - | - | - | - | - |
| Absentee | - | - | - | - | - | - | - | - |
| 9. NORTH GALLOWAY Normal | - | - | - | - | - | - | - | - |
| Absentee | - | - | - | - | - | - | - | - |
| 10. SOUTH GALLOWAY Normal | - | - | - | - | - | - | - | - |
| Absentee | - | - | - | - | - | - | - | - |
| 12. LEADHILL / OLDFIELD Normal | - | - | - | - | - | - | - | - |
| Absentee | - | - | - | - | - | - | - | - |
| 13. LINCOLN #1 Normal | - | - | - | - | - | - | - | - |
| Absentee | - | - | - | - | - | - | - | - |
| 15. NORTH LINN Normal | - | - | - | - | - | - | - | - |
| Absentee | - | - | - | - | - | - | - | - |
| 17. MCCRACKEN Normal | - | - | - | - | - | - | - | - |
| Absentee | - | - | - | - | - | - | - | - |

Carla B. Smith
Billings
Billings

Statement of Votes Cast
 GENERAL MUNICIPAL ELECTION
 CHRISTIAN COUNTY, MISSOURI
 TUESDAY, APRIL 7, 2020
 GENERAL MUNICIPAL ELECTION JUNE 2, 2020
 OFFICIAL RESULTS

Date: 6/5/2020
 Time: 12:33:49 PM

BILLINGS ALDERMAN, WARD 1

BILLINGS ALDERMAN, WARD 2

| | BILLINGS ALDERMAN, WARD 1 | | | | BILLINGS ALDERMAN, WARD 2 | | | |
|-------------------------------|---------------------------|-------------|--------------|----------|---------------------------|-------------|-----------------|----------|
| | Reg. Voters | Total Votes | HOLLY FENDER | WRITE IN | Reg. Voters | Total Votes | MICKEY J. BROWN | WRITE IN |
| 20. POLK Normal | 178 | 16 | 15 | 93.75% | 223 | 16 | 15 | 93.75% |
| Absentee | 178 | 0 | 0 | - | 223 | 0 | 0 | - |
| 21 UNION CHAPEL 1 Normal | - | - | - | - | - | - | - | - |
| Absentee | - | - | - | - | - | - | - | - |
| 22. ROSEDALE #1A Normal | - | - | - | - | - | - | - | - |
| Absentee | - | - | - | - | - | - | - | - |
| 23. GARDEN GROVE Normal | - | - | - | - | - | - | - | - |
| Absentee | - | - | - | - | - | - | - | - |
| 24. NORTHVIEW #1 Normal | - | - | - | - | - | - | - | - |
| Absentee | - | - | - | - | - | - | - | - |
| 26. SPARTA Normal | - | - | - | - | - | - | - | - |
| Absentee | - | - | - | - | - | - | - | - |
| 27. UNION CHAPEL #2 Normal | - | - | - | - | - | - | - | - |
| Absentee | - | - | - | - | - | - | - | - |
| 28. ROSEDALE #2 Normal | - | - | - | - | - | - | - | - |
| Absentee | - | - | - | - | - | - | - | - |
| 29. NORTHVIEW #2 Normal | - | - | - | - | - | - | - | - |
| Absentee | - | - | - | - | - | - | - | - |
| 30. ROSEDALE 1B Normal | - | - | - | - | - | - | - | - |
| Absentee | - | - | - | - | - | - | - | - |
| 32. CASSIDY #2 Normal | - | - | - | - | - | - | - | - |
| Absentee | - | - | - | - | - | - | - | - |
| 33. LINCOLN #2 Normal | - | - | - | - | - | - | - | - |
| Absentee | - | - | - | - | - | - | - | - |
| 29. Northview #2-2 Normal | - | - | - | - | - | - | - | - |
| Absentee | - | - | - | - | - | - | - | - |

Earle Becht
John Grover

Statement of Votes Cast
 GENERAL MUNICIPAL ELECTION
 CHRISTIAN COUNTY, MISSOURI
 TUESDAY, APRIL 7, 2020
 GENERAL MUNICIPAL ELECTION JUNE 2, 2020
 OFFICIAL RESULTS

Date: 6/5/2020
 Time: 12:33:49 PM

BILLINGS ALDERMAN, WARD 1

BILLINGS ALDERMAN, WARD 2

| ABSENTEE | Reg. Voters | | Total Votes | | HOLLY FENDER | | WRITE IN | | Reg. Voters | | Total Votes | | MICKEY J. BROWN | | WRITE IN | |
|----------|-------------|----------|-------------|----------|--------------|----------|----------|----------|-------------|----------|-------------|----------|-----------------|----------|----------|----------|
| | Normal | Absentee | Normal | Absentee | Normal | Absentee | Normal | Absentee | Normal | Absentee | Normal | Absentee | Normal | Absentee | Normal | Absentee |
| Normal | 0 | 0 | 0 | 0 | 0 | 0 | 0 | 0 | 0 | 0 | 0 | 0 | 0 | 0 | 0 | 0 |
| Absentee | 0 | 0 | 0 | 0 | - | - | - | - | 0 | 1 | 1 | 100.00% | 0 | 0 | - | - |
| Total | 178 | 16 | 16 | 93.75% | 1 | 6.25% | - | - | 223 | 16 | 15 | 93.75% | 1 | 6.25% | 1 | 6.25% |
| Normal | 178 | 0 | 178 | 0 | 0 | - | - | - | 223 | 1 | 1 | 100.00% | 0 | 0 | 0 | - |
| Absentee | 0 | 16 | 0 | 93.75% | 1 | 6.25% | - | - | 0 | 15 | 1 | 94.12% | 0 | 5.88% | 1 | 5.88% |
| Total | 178 | 16 | 178 | 93.75% | 1 | 6.25% | - | - | 223 | 17 | 16 | 94.12% | 1 | 5.88% | 1 | 5.88% |

The Bureau
Carol Davis
Robert Graham

Statement of Votes Cast
 GENERAL MUNICIPAL ELECTION
 CHRISTIAN COUNTY, MISSOURI
 TUESDAY, APRIL 7, 2020
 GENERAL MUNICIPAL ELECTION JUNE 2, 2020
 OFFICIAL RESULTS

Date: 6/5/2020
 Time: 12:33:49 PM

CLEVER ALDERMAN, EAST WARD

CLEVER ALDERMAN, WEST WARD

| Jurisdiction Wide | Reg. Voters | | Total Votes | | CHRIS McPHAIL | | GARRET SCHMIDT | | WRITE IN | | Reg. Voters | | Total Votes | | JEANIE PRIEBE | | WRITE IN | | |
|---------------------------------------|-------------|----|-------------|--------|---------------|--------|----------------|-------|----------|--|-------------|--|-------------|--|---------------|--|----------|--|--|
| | | | | | | | | | | | | | | | | | | | |
| 1. E. BENTON / 3. BRUNER Normal | | | | | | | | | | | | | | | | | | | |
| Absentee | | | | | | | | | | | | | | | | | | | |
| 2. WEST BENTON / 14. LINDEN Normal | | | | | | | | | | | | | | | | | | | |
| Absentee | | | | | | | | | | | | | | | | | | | |
| 5. RIVERSIDE #1 Normal | | | | | | | | | | | | | | | | | | | |
| Absentee | | | | | | | | | | | | | | | | | | | |
| 6. CASSIDY #1 Normal | | | | | | | | | | | | | | | | | | | |
| Absentee | | | | | | | | | | | | | | | | | | | |
| 7. W. FINLEY Normal | | | | | | | | | | | | | | | | | | | |
| Absentee | | | | | | | | | | | | | | | | | | | |
| 8. EAST FINLEY Normal | | | | | | | | | | | | | | | | | | | |
| Absentee | | | | | | | | | | | | | | | | | | | |
| 9. NORTH GALLOWAY Normal | | | | | | | | | | | | | | | | | | | |
| Absentee | | | | | | | | | | | | | | | | | | | |
| 10. SOUTH GALLOWAY Normal | | | | | | | | | | | | | | | | | | | |
| Absentee | | | | | | | | | | | | | | | | | | | |
| 12. LEADHILL / OLDFIELD Normal | | | | | | | | | | | | | | | | | | | |
| Absentee | | | | | | | | | | | | | | | | | | | |
| 13. LINCOLN #1 Normal | 769 | 75 | 42 | 56.00% | 32 | 42.67% | 1 | 1.33% | | | | | | | | | | | |
| Absentee | 769 | 0 | 0 | | 0 | | 0 | | | | | | | | | | | | |
| 15. NORTH LINN Normal | | | | | | | | | | | | | | | | | | | |
| Absentee | | | | | | | | | | | | | | | | | | | |
| 17. McCracken Normal | | | | | | | | | | | | | | | | | | | |
| Absentee | | | | | | | | | | | | | | | | | | | |

Carla Cook *Jim Embury* *Jim Rumba*

Statement of Votes Cast
 GENERAL MUNICIPAL ELECTION
 CHRISTIAN COUNTY, MISSOURI
 TUESDAY, APRIL 7, 2020
 GENERAL MUNICIPAL ELECTION JUNE 2, 2020
 OFFICIAL RESULTS

Date: 6/5/2020
 Time: 12:33:49 PM

CLEVER ALDERMAN, EAST WARD

CLEVER ALDERMAN, WEST WARD

| | Reg. Voters | | Total Votes | | CHRIS McPHAIL | | GARRET SCHMIDT | | WRITE IN | | Reg. Voters | | Total Votes | | JEANIE PRIEBE | | WRITE IN | | |
|---------------------|-------------|--|-------------|--|---------------|--|----------------|--|----------|--|-------------|--|-------------|--|---------------|--|----------|--|--|
| | | | | | | | | | | | | | | | | | | | |
| 20. POLK | Normal | | | | | | | | | | | | | | | | | | |
| | Absentee | | | | | | | | | | | | | | | | | | |
| 21 UNION CHAPEL 1 | Normal | | | | | | | | | | | | | | | | | | |
| | Absentee | | | | | | | | | | | | | | | | | | |
| 22. ROSEDALE #1A | Normal | | | | | | | | | | | | | | | | | | |
| | Absentee | | | | | | | | | | | | | | | | | | |
| 23. GARDEN GROVE | Normal | | | | | | | | | | | | | | | | | | |
| | Absentee | | | | | | | | | | | | | | | | | | |
| 24. NORTHVIEW #1 | Normal | | | | | | | | | | | | | | | | | | |
| | Absentee | | | | | | | | | | | | | | | | | | |
| 26. SPARTA | Normal | | | | | | | | | | | | | | | | | | |
| | Absentee | | | | | | | | | | | | | | | | | | |
| 27. UNION CHAPEL #2 | Normal | | | | | | | | | | | | | | | | | | |
| | Absentee | | | | | | | | | | | | | | | | | | |
| 28. ROSEDALE #2 | Normal | | | | | | | | | | | | | | | | | | |
| | Absentee | | | | | | | | | | | | | | | | | | |
| 29. NORTHVIEW #2 | Normal | | | | | | | | | | | | | | | | | | |
| | Absentee | | | | | | | | | | | | | | | | | | |
| 30. ROSEDALE 1B | Normal | | | | | | | | | | | | | | | | | | |
| | Absentee | | | | | | | | | | | | | | | | | | |
| 32. CASSIDY #2 | Normal | | | | | | | | | | | | | | | | | | |
| | Absentee | | | | | | | | | | | | | | | | | | |
| 33. LINCOLN #2 | Normal | | | | | | | | | | | | | | | | | | |
| | Absentee | | | | | | | | | | | | | | | | | | |
| 29. Northview #2-2 | Normal | | | | | | | | | | | | | | | | | | |
| | Absentee | | | | | | | | | | | | | | | | | | |

Paula Cole *John Gruber* *Tim Ruess*

Statement of Votes Cast
 GENERAL MUNICIPAL ELECTION
 CHRISTIAN COUNTY, MISSOURI
 TUESDAY, APRIL 7, 2020
 GENERAL MUNICIPAL ELECTION JUNE 2, 2020
 OFFICIAL RESULTS

Date: 6/5/2020
 Time: 12:33:49 PM

CLEVER ALDERMAN, EAST WARD

CLEVER ALDERMAN, WEST WARD

| | Reg. Voters | | CHRIS McPHAIL | | GARRET SCHMIDT | | WRITE IN | | Reg. Voters | | JEANIE PRIEBE | | WRITE IN | |
|-------------------|-------------|-------|---------------|--------|----------------|--------|----------|-------|-------------|-------|---------------|---------|----------|-------|
| | Total | Votes | Total | Votes | Total | Votes | Total | Votes | Total | Votes | Total | Votes | Total | Votes |
| ABSENTEE Normal | 0 | 0 | 0 | 0 | 0 | 0 | 0 | 0 | 0 | 0 | 0 | 0 | 0 | 0 |
| ABSENTEE Absentee | 0 | 3 | 2 | 66.67% | 1 | 33.33% | 0 | - | 0 | 3 | 3 | 100.00% | 0 | - |
| ABSENTEE Total | 769 | 75 | 42 | 56.00% | 32 | 42.67% | 1 | 1.33% | 978 | 40 | 40 | 100.00% | 0 | - |
| Normal | 769 | 3 | 2 | 66.67% | 1 | 33.33% | 0 | - | 978 | 3 | 3 | 100.00% | 0 | - |
| Absentee | 769 | 78 | 44 | 56.41% | 33 | 42.31% | 1 | 1.28% | 978 | 43 | 43 | 100.00% | 0 | - |
| Total | | | | | | | | | | | | | | |

Paula Cecil
Dr. Anne
Paula Cecil
Dr. Anne

Statement of Votes Cast
 GENERAL MUNICIPAL ELECTION
 CHRISTIAN COUNTY, MISSOURI
 TUESDAY, APRIL 7, 2020
 GENERAL MUNICIPAL ELECTION JUNE 2, 2020
 OFFICIAL RESULTS

Date: 6/5/2020
 Time: 12:33:49 PM

BILLINGS ALDERMAN, WARD 3

CLEVER MAYOR

| | Reg. Voters | | Total Votes | | KENNETH B. CLOUD | | WRITE IN | | Reg. Voters | | Total Votes | | SCOTT HACKWORTH | | DALE A. MAISEL | | WRITE IN | |
|----------------------------|-------------|-----|-------------|---|------------------|---------|----------|---|-------------|---|-------------|---|-----------------|---|----------------|---|----------|---|
| | | | | | | | | | | | | | | | | | | |
| 20. POLK Normal | 269 | 269 | 15 | 0 | 15 | 100.00% | 0 | 0 | 1 | 1 | 0 | 0 | 0 | 0 | 0 | 0 | 0 | 0 |
| Absentee | | | 0 | 0 | 0 | | 0 | 0 | 0 | 0 | 0 | 0 | 0 | 0 | 0 | 0 | 0 | 0 |
| 21 UNION CHAPEL 1 Normal | | | | | | | | | | | | | | | | | | |
| Absentee | | | | | | | | | | | | | | | | | | |
| 22. ROSEDALE #1A Normal | | | | | | | | | | | | | | | | | | |
| Absentee | | | | | | | | | | | | | | | | | | |
| 23. GARDEN GROVE Normal | | | | | | | | | | | | | | | | | | |
| Absentee | | | | | | | | | | | | | | | | | | |
| 24. NORTHVIEW #1 Normal | | | | | | | | | | | | | | | | | | |
| Absentee | | | | | | | | | | | | | | | | | | |
| 26. SPARTA Normal | | | | | | | | | | | | | | | | | | |
| Absentee | | | | | | | | | | | | | | | | | | |
| 27. UNION CHAPEL #2 Normal | | | | | | | | | | | | | | | | | | |
| Absentee | | | | | | | | | | | | | | | | | | |
| 28. ROSEDALE #2 Normal | | | | | | | | | | | | | | | | | | |
| Absentee | | | | | | | | | | | | | | | | | | |
| 29. NORTHVIEW #2 Normal | | | | | | | | | | | | | | | | | | |
| Absentee | | | | | | | | | | | | | | | | | | |
| 30. ROSEDALE 1B Normal | | | | | | | | | | | | | | | | | | |
| Absentee | | | | | | | | | | | | | | | | | | |
| 32. CASSIDY #2 Normal | | | | | | | | | | | | | | | | | | |
| Absentee | | | | | | | | | | | | | | | | | | |
| 33. LINCOLN #2 Normal | | | | | | | | | | | | | | | | | | |
| Absentee | | | | | | | | | | | | | | | | | | |
| 29. Northview #2-2 Normal | | | | | | | | | | | | | | | | | | |
| Absentee | | | | | | | | | | | | | | | | | | |

Carla E. Reed
Carla E. Reed

Jim Chamberlain
Jim Chamberlain

Statement of Votes Cast
 GENERAL MUNICIPAL ELECTION
 CHRISTIAN COUNTY, MISSOURI
 TUESDAY, APRIL 7, 2020
 GENERAL MUNICIPAL ELECTION JUNE 2, 2020
 OFFICIAL RESULTS

Date: 6/5/2020
 Time: 12:33:49 PM

BILLINGS ALDERMAN, WARD 3

CLEVER MAYOR

| Jurisdiction Wide | Reg. Voters | Total Votes | KENNETH B. CLOUD | | WRITE IN | Reg. Voters | Total Votes | SCOTT HACKWORTH | | DALE A. MAISEL | | WRITE IN | |
|---------------------------------------|-------------|-------------|------------------|---|----------|-------------|-------------|-----------------|--------|----------------|--------|----------|-------|
| | | | | | | | | | | | | | |
| 1. E. BENTON / 3. BRUNER Normal | - | - | - | - | - | - | - | - | - | - | - | - | |
| 2. WEST BENTON / 14. LINDEN Normal | - | - | - | - | - | - | - | - | - | - | - | - | |
| 5. RIVERSIDE #1 Normal | - | - | - | - | - | - | - | - | - | - | - | - | |
| 6. CASSIDY #1 Normal | - | - | - | - | - | - | - | - | - | - | - | - | |
| 7. W. FINLEY Normal | - | - | - | - | - | - | - | - | - | - | - | - | |
| 8. EAST FINLEY Normal | - | - | - | - | - | - | - | - | - | - | - | - | |
| 9. NORTH GALLOWAY Normal | - | - | - | - | - | - | - | - | - | - | - | - | |
| 10. SOUTH GALLOWAY Normal | - | - | - | - | - | - | - | - | - | - | - | - | |
| 12. LEADHILL / OLDFIELD Normal | - | - | - | - | - | - | - | - | - | - | - | - | |
| 13. LINCOLN #1 Normal | - | - | - | - | - | - | - | - | - | - | - | - | |
| 15. NORTH LINN Normal | - | - | - | - | - | - | - | - | - | - | - | - | |
| 17. MCCRACKEN Normal | - | - | - | - | - | - | - | - | - | - | - | - | |
| Absentee | - | - | - | - | - | - | - | - | - | - | - | - | |
| | - | - | - | - | - | 769 | 78 | 41 | 52.56% | 36 | 46.15% | 1 | 1.28% |
| | - | - | - | - | - | 769 | 0 | 0 | - | 0 | - | 0 | - |

Mr. Russell
Carla Cloud
Jim Graham
Tom...

Statement of Votes Cast
 GENERAL MUNICIPAL ELECTION
 CHRISTIAN COUNTY, MISSOURI
 TUESDAY, APRIL 7, 2020
 GENERAL MUNICIPAL ELECTION JUNE 2, 2020
 OFFICIAL RESULTS

Date: 6/5/2020
 Time: 12:33:49 PM

BILLINGS ALDERMAN, WARD 3

CLEVER MAYOR

| | Reg. Voters | | KENNETH B. CLOUD | | WRITE IN | | Reg. Voters | | SCOTT HACKWORTH | | DALE A. MAISEL | | WRITE IN | |
|----------|-------------|-------|------------------|---------|----------|-------|-------------|--------|-----------------|--------|----------------|--------|----------|-------|
| | Total | Votes | Total | Votes | Total | Votes | Total | Votes | Total | Votes | Total | Votes | Total | Votes |
| ABSENTEE | | | | | | | | | | | | | | |
| Normal | 0 | 0 | 0 | 0 | 0 | 0 | 0 | 0 | 0 | 0 | 0 | 0 | 0 | 0 |
| Absentee | 0 | 3 | 3 | 100.00% | 0 | 0 | 0 | 50.00% | 4 | 50.00% | 4 | 50.00% | 0 | - |
| Total | 269 | 15 | 15 | 100.00% | 0 | 0 | 1747 | 124 | 56 | 45.16% | 67 | 54.03% | 1 | 0.81% |
| Normal | 269 | 3 | 3 | 100.00% | 0 | 0 | 1747 | 8 | 4 | 50.00% | 4 | 50.00% | 0 | - |
| Absentee | 269 | 18 | 18 | 100.00% | 0 | 0 | 1747 | 132 | 60 | 45.45% | 71 | 53.79% | 1 | 0.76% |
| Total | | | | | | | | | | | | | | |

John Russell
Earle Caldwell
John Graham

Statement of Votes Cast
 GENERAL MUNICIPAL ELECTION
 CHRISTIAN COUNTY, MISSOURI
 TUESDAY, APRIL 7, 2020
 GENERAL MUNICIPAL ELECTION JUNE 2, 2020
 OFFICIAL RESULTS

NIXA FIRE BOARD MEMBER

| Jurisdiction Wide | Reg. Voters | Total Votes | TERRY YOUNG | | STEVE RUSSELL | | GARLAND FITZHUGH III | | WRITE IN |
|---------------------------------------|-------------|-------------|-------------|---|---------------|---|----------------------|---|----------|
| | | | | | | | | | |
| 1. E. BENTON / 3. BRUNER Normal | - | - | - | - | - | - | - | - | - |
| Absentee | - | - | - | - | - | - | - | - | - |
| 2. WEST BENTON / 14. LINDEN Normal | - | - | - | - | - | - | - | - | - |
| Absentee | - | - | - | - | - | - | - | - | - |
| 5. RIVERSIDE #1 Normal | - | - | - | - | - | - | - | - | - |
| Absentee | - | - | - | - | - | - | - | - | - |
| 6. CASSIDY #1 Normal | - | - | - | - | - | - | - | - | - |
| Absentee | - | - | - | - | - | - | - | - | - |
| 7. W. FINLEY Normal | - | - | - | - | - | - | - | - | - |
| Absentee | - | - | - | - | - | - | - | - | - |
| 8. EAST FINLEY Normal | - | - | - | - | - | - | - | - | - |
| Absentee | - | - | - | - | - | - | - | - | - |
| 9. NORTH GALLOWAY Normal | - | - | - | - | - | - | - | - | - |
| Absentee | - | - | - | - | - | - | - | - | - |
| 10. SOUTH GALLOWAY Normal | - | - | - | - | - | - | - | - | - |
| Absentee | - | - | - | - | - | - | - | - | - |
| 12. LEADHILL / OLDFIELD Normal | - | - | - | - | - | - | - | - | - |
| Absentee | - | - | - | - | - | - | - | - | - |
| 13. LINCOLN #1 Normal | - | - | - | - | - | - | - | - | - |
| Absentee | - | - | - | - | - | - | - | - | - |
| 15. NORTH LINN Normal | - | - | - | - | - | - | - | - | - |
| Absentee | - | - | - | - | - | - | - | - | - |
| 17. McCracken Normal | - | - | - | - | - | - | - | - | - |
| Absentee | - | - | - | - | - | - | - | - | - |

Paula Leach
John Quincey
Steve Russell
Garland Fitzhugh III

Statement of Votes Cast
 GENERAL MUNICIPAL ELECTION
 CHRISTIAN COUNTY, MISSOURI
 TUESDAY, APRIL 7, 2020
 GENERAL MUNICIPAL ELECTION JUNE 2, 2020
 OFFICIAL RESULTS

Date: 6/5/2020
 Time: 12:33:49 PM

NIXA FIRE BOARD MEMBER

| | Reg. Voters | Total Votes | TERRY YOUNG | STEVE RUSSELL | GARLAND FITZHUGH III | WRITE IN |
|-------------------------------|-------------|-------------|-------------|---------------|----------------------|----------|
| 20. POLK Normal | - | - | - | - | - | - |
| Absentee | - | - | - | - | - | - |
| 21 UNION CHAPEL 1 Normal | 2666 | 198 | 68 34.34% | 86 43.43% | 42 21.21% | 2 1.01% |
| Absentee | 2666 | 0 | 0 | 0 | 0 | 0 |
| 22. ROSEDALE #1A Normal | 2435 | 137 | 53 38.69% | 61 44.53% | 22 16.06% | 1 0.73% |
| Absentee | 2435 | 0 | 0 | 0 | 0 | 0 |
| 23. GARDEN GROVE Normal | 2226 | 110 | 38 34.55% | 56 50.91% | 15 13.64% | 1 0.91% |
| Absentee | 2226 | 0 | 0 | 0 | 0 | 0 |
| 24. NORTHVIEW #1 Normal | 3897 | 216 | 81 37.50% | 94 43.52% | 40 18.52% | 1 0.46% |
| Absentee | 3897 | 0 | 0 | 0 | 0 | 0 |
| 26. SPARTA Normal | - | - | - | - | - | - |
| Absentee | - | - | - | - | - | - |
| 27. UNION CHAPEL #2 Normal | 3452 | 78 | 31 39.74% | 33 42.31% | 14 17.95% | 0 |
| Absentee | 3452 | 0 | 0 | 0 | 0 | 0 |
| 28. ROSEDALE #2 Normal | 2009 | 68 | 25 36.76% | 33 48.53% | 10 14.71% | 0 |
| Absentee | 2009 | 0 | 0 | 0 | 0 | 0 |
| 29. NORTHVIEW #2 Normal | 1888 | 101 | 41 40.59% | 41 40.59% | 17 16.83% | 2 1.98% |
| Absentee | 1888 | 0 | 0 | 0 | 0 | 0 |
| 30. ROSEDALE 1B Normal | 2223 | 111 | 34 30.63% | 52 46.85% | 24 21.62% | 1 0.90% |
| Absentee | 2223 | 0 | 0 | 0 | 0 | 0 |
| 32. CASSIDY #2 Normal | - | - | - | - | - | - |
| Absentee | - | - | - | - | - | - |
| 33. LINCOLN #2 Normal | - | - | - | - | - | - |
| Absentee | - | - | - | - | - | - |
| 29. Northview #2-2 Normal | 7 | 0 | 0 | 0 | 0 | 0 |
| Absentee | 7 | 0 | 0 | 0 | 0 | 0 |

Paul Paul Dan Graham Dan Runer

Statement of Votes Cast
 GENERAL MUNICIPAL ELECTION
 CHRISTIAN COUNTY, MISSOURI
 TUESDAY, APRIL 7, 2020
 GENERAL MUNICIPAL ELECTION JUNE 2, 2020
 OFFICIAL RESULTS

Date: 6/5/2020
 Time: 12:33:49 PM

NIXA FIRE BOARD MEMBER

| | Reg. Voters | Total Votes | TERRY YOUNG | | STEVE RUSSELL | | GARLAND FITZHUGH III | | WRITE IN | |
|----------|-------------|-------------|-------------|------------|---------------|------------|----------------------|------------|----------|------------|
| | | | Count | Percentage | Count | Percentage | Count | Percentage | Count | Percentage |
| ABSENTEE | | | | | | | | | | |
| Normal | 0 | 0 | 0 | - | 0 | - | 0 | - | 0 | - |
| Absentee | 0 | 273 | 114 | 41.76% | 116 | 42.49% | 43 | 15.75% | 0 | - |
| Total | 20803 | 1019 | 371 | 36.41% | 456 | 44.75% | 184 | 18.06% | 8 | 0.79% |
| Normal | 20803 | 273 | 114 | 41.76% | 116 | 42.49% | 43 | 15.75% | 0 | - |
| Absentee | 20803 | 1292 | 485 | 37.54% | 572 | 44.27% | 227 | 17.57% | 8 | 0.62% |
| Total | | | | | | | | | | |

Paula Brund
John Brund
John Brund

Statement of Votes Cast
 GENERAL MUNICIPAL ELECTION
 CHRISTIAN COUNTY, MISSOURI
 TUESDAY, APRIL 7, 2020
 GENERAL MUNICIPAL ELECTION JUNE 2, 2020
 OFFICIAL RESULTS

Date: 6/5/2020
 Time: 12:33:49 PM

NIXA MAYOR

NIXA COUNCIL MEMBER, DISTRICT 1

| Jurisdiction Wide | NIXA MAYOR | | | | NIXA COUNCIL MEMBER, DISTRICT 1 | | | | |
|---------------------------------------|-------------|-------------|--------------|----------|---------------------------------|-------------|---------------|-------------|----------|
| | Reg. Voters | Total Votes | BRIAN STEELE | WRITE IN | Reg. Voters | Total Votes | JARAD GIDDENS | JEFFREY LEE | WRITE IN |
| 1. E. BENTON / 3. BRUNER Normal | - | - | - | - | - | - | - | - | - |
| Absentee | - | - | - | - | - | - | - | - | - |
| 2. WEST BENTON / 14. LINDEN Normal | - | - | - | - | - | - | - | - | - |
| Absentee | - | - | - | - | - | - | - | - | - |
| 5. RIVERSIDE #1 Normal | - | - | - | - | - | - | - | - | - |
| Absentee | - | - | - | - | - | - | - | - | - |
| 6. CASSIDY #1 Normal | - | - | - | - | - | - | - | - | - |
| Absentee | - | - | - | - | - | - | - | - | - |
| 7. W. FINLEY Normal | - | - | - | - | - | - | - | - | - |
| Absentee | - | - | - | - | - | - | - | - | - |
| 8. EAST FINLEY Normal | - | - | - | - | - | - | - | - | - |
| Absentee | - | - | - | - | - | - | - | - | - |
| 9. NORTH GALLOWAY Normal | - | - | - | - | - | - | - | - | - |
| Absentee | - | - | - | - | - | - | - | - | - |
| 10. SOUTH GALLOWAY Normal | - | - | - | - | - | - | - | - | - |
| Absentee | - | - | - | - | - | - | - | - | - |
| 12. LEADHILL / OLDFIELD Normal | - | - | - | - | - | - | - | - | - |
| Absentee | - | - | - | - | - | - | - | - | - |
| 13. LINCOLN #1 Normal | - | - | - | - | - | - | - | - | - |
| Absentee | - | - | - | - | - | - | - | - | - |
| 15. NORTH LINN Normal | - | - | - | - | - | - | - | - | - |
| Absentee | - | - | - | - | - | - | - | - | - |
| 17. McCRACKEN Normal | - | - | - | - | - | - | - | - | - |
| Absentee | - | - | - | - | - | - | - | - | - |

Boyle
Boyle
Boyle

Statement of Votes Cast
 GENERAL MUNICIPAL ELECTION
 CHRISTIAN COUNTY, MISSOURI
 TUESDAY, APRIL 7, 2020
 GENERAL MUNICIPAL ELECTION JUNE 2, 2020
 OFFICIAL RESULTS

Date: 6/5/2020
 Time: 12:33:49 PM

NIXA MAYOR

NIXA COUNCIL MEMBER, DISTRICT 1

| | Reg. Voters | | Total Votes | | BRIAN STEELE | | WRITE IN | | Reg. Voters | | Total Votes | | JARAD GIDDENS | | JEFFREY LEE | | WRITE IN | |
|-------------------------------|-------------|-----|-------------|---------|--------------|-------|----------|-----|-------------|--------|-------------|--------|---------------|-------|-------------|---|----------|---|
| | | | | | | | | | | | | | | | | | | |
| 20. POLK Normal | - | - | - | - | - | - | - | - | - | - | - | - | - | - | - | - | - | - |
| 21. UNION CHAPEL 1 Normal | 2666 | 127 | 121 | 95.28% | 6 | 4.72% | 2326 | 99 | 53 | 53.54% | 44 | 44.44% | 2 | 2.02% | | | | |
| Absentee | 2666 | 0 | 0 | - | 0 | - | 2326 | 0 | 0 | - | 0 | - | 0 | - | | | | |
| 22. ROSEDALE #1A Normal | 2435 | 86 | 83 | 96.51% | 3 | 3.49% | - | - | - | - | - | - | - | - | | | | |
| Absentee | 2435 | 0 | 0 | - | 0 | - | - | - | - | - | - | - | - | - | | | | |
| 23. GARDEN GROVE Normal | 1921 | 60 | 60 | 100.00% | 0 | - | - | - | - | - | - | - | - | - | | | | |
| Absentee | 1921 | 0 | 0 | - | 0 | - | - | - | - | - | - | - | - | - | | | | |
| 24. NORTHVIEW #1 Normal | 3897 | 138 | 131 | 94.93% | 7 | 5.07% | 3897 | 134 | 90 | 67.16% | 44 | 32.84% | 0 | 0 | | | | |
| Absentee | 3897 | 0 | 0 | - | 0 | - | 3897 | 0 | 0 | - | 0 | - | 0 | - | | | | |
| 26. SPARTA Normal | - | - | - | - | - | - | - | - | - | - | - | - | - | - | | | | |
| Absentee | - | - | - | - | - | - | - | - | - | - | - | - | - | - | | | | |
| 27. UNION CHAPEL #2 Normal | - | - | - | - | - | - | - | - | - | - | - | - | - | - | | | | |
| Absentee | - | - | - | - | - | - | - | - | - | - | - | - | - | - | | | | |
| 28. ROSEDALE #2 Normal | - | - | - | - | - | - | - | - | - | - | - | - | - | - | | | | |
| Absentee | - | - | - | - | - | - | - | - | - | - | - | - | - | - | | | | |
| 29. NORTHVIEW #2 Normal | 1317 | 52 | 52 | 100.00% | 0 | - | - | - | - | - | - | - | - | - | | | | |
| Absentee | 1317 | 0 | 0 | - | 0 | - | - | - | - | - | - | - | - | - | | | | |
| 30. ROSEDALE 1B Normal | 2223 | 69 | 69 | 100.00% | 0 | - | - | - | - | - | - | - | - | - | | | | |
| Absentee | 2223 | 0 | 0 | - | 0 | - | - | - | - | - | - | - | - | - | | | | |
| 32. CASSIDY #2 Normal | - | - | - | - | - | - | - | - | - | - | - | - | - | - | | | | |
| Absentee | - | - | - | - | - | - | - | - | - | - | - | - | - | - | | | | |
| 33. LINCOLN #2 Normal | - | - | - | - | - | - | - | - | - | - | - | - | - | - | | | | |
| Absentee | - | - | - | - | - | - | - | - | - | - | - | - | - | - | | | | |
| 29. Northview #2-2 Normal | - | - | - | - | - | - | - | - | - | - | - | - | - | - | | | | |
| Absentee | - | - | - | - | - | - | - | - | - | - | - | - | - | - | | | | |

Earle E. Smith
John Miller
Bob Linnell

Statement of Votes Cast
 GENERAL MUNICIPAL ELECTION
 CHRISTIAN COUNTY, MISSOURI
 TUESDAY, APRIL 7, 2020
 GENERAL MUNICIPAL ELECTION JUNE 2, 2020
 OFFICIAL RESULTS

Date: 6/5/2020
 Time: 12:33:49 PM

NIXA MAYOR

NIXA COUNCIL MEMBER, DISTRICT 1

| | Reg. Voters | | Total Votes | | BRIAN STEELE | | WRITE IN | | Reg. Voters | | Total Votes | | JARAD GIDDENS | | JEFFREY LEE | | WRITE IN | |
|----------|-------------|-----|-------------|--------|--------------|-------|----------|---|-------------|-----|-------------|--------|---------------|--------|-------------|-------|----------|---|
| | | | | | | | | | | | | | | | | | | |
| ABSENTEE | | | | | | | | | | | | | | | | | | |
| Normal | 0 | 0 | 0 | 0 | 0 | 0 | 0 | 0 | 0 | 0 | 0 | 0 | 0 | 0 | 0 | 0 | 0 | 0 |
| Absentee | 0 | 135 | 132 | 97.78% | 3 | 2.22% | - | - | 0 | 67 | 31 | 46.27% | 36 | 53.73% | 0 | 0 | - | - |
| Total | 14459 | 532 | 516 | 96.99% | 16 | 3.01% | - | - | 6223 | 233 | 143 | 61.37% | 88 | 37.77% | 2 | 0.86% | - | - |
| Absentee | 14459 | 135 | 132 | 97.78% | 3 | 2.22% | - | - | 6223 | 67 | 31 | 46.27% | 36 | 53.73% | 0 | 0 | - | - |
| Total | 14459 | 667 | 648 | 97.15% | 19 | 2.85% | - | - | 6223 | 300 | 174 | 58.00% | 124 | 41.33% | 2 | 0.67% | - | - |

Barla Burch
Don Gruber
Don Gruber
Don Gruber
Don Gruber

Statement of Votes Cast
 GENERAL MUNICIPAL ELECTION
 CHRISTIAN COUNTY, MISSOURI
 TUESDAY, APRIL 7, 2020
 GENERAL MUNICIPAL ELECTION JUNE 2, 2020
 OFFICIAL RESULTS

Date: 6/5/2020
 Time: 12:33:49 PM

NIXA COUNCIL MEMBER, DISTRICT 3 NIXA PROP. 1

| Jurisdiction Wide | Reg. Voters | Total Votes | DARLENE GRAHAM | | WRITE IN | Reg. Voters | Total Votes | YES | | NO | |
|---------------------------------------|-------------|-------------|----------------|---|----------|-------------|-------------|-----|---|----|---|
| | | | | | | | | | | | |
| 1. E. BENTON / 3. BRUNER Normal | . | . | . | . | . | . | . | . | . | . | . |
| Absentee | . | . | . | . | . | . | . | . | . | . | . |
| 2. WEST BENTON / 14. LINDEN Normal | . | . | . | . | . | . | . | . | . | . | . |
| Absentee | . | . | . | . | . | . | . | . | . | . | . |
| 5. RIVERSIDE #1 Normal | . | . | . | . | . | . | . | . | . | . | . |
| Absentee | . | . | . | . | . | . | . | . | . | . | . |
| 6. CASSIDY #1 Normal | . | . | . | . | . | . | . | . | . | . | . |
| Absentee | . | . | . | . | . | . | . | . | . | . | . |
| 7. W. FINLEY Normal | . | . | . | . | . | . | . | . | . | . | . |
| Absentee | . | . | . | . | . | . | . | . | . | . | . |
| 8. EAST FINLEY Normal | . | . | . | . | . | . | . | . | . | . | . |
| Absentee | . | . | . | . | . | . | . | . | . | . | . |
| 9. NORTH GALLOWAY Normal | . | . | . | . | . | . | . | . | . | . | . |
| Absentee | . | . | . | . | . | . | . | . | . | . | . |
| 10. SOUTH GALLOWAY Normal | . | . | . | . | . | . | . | . | . | . | . |
| Absentee | . | . | . | . | . | . | . | . | . | . | . |
| 12. LEADHILL / OLDFIELD Normal | . | . | . | . | . | . | . | . | . | . | . |
| Absentee | . | . | . | . | . | . | . | . | . | . | . |
| 13. LINCOLN #1 Normal | . | . | . | . | . | . | . | . | . | . | . |
| Absentee | . | . | . | . | . | . | . | . | . | . | . |
| 15. NORTH LINN Normal | . | . | . | . | . | . | . | . | . | . | . |
| Absentee | . | . | . | . | . | . | . | . | . | . | . |
| 17. McCracken Normal | . | . | . | . | . | . | . | . | . | . | . |
| Absentee | . | . | . | . | . | . | . | . | . | . | . |

Paula Powell
Tom Powell
Tom Coulter
Tom Coulter

Statement of Votes Cast
 GENERAL MUNICIPAL ELECTION
 CHRISTIAN COUNTY, MISSOURI
 TUESDAY, APRIL 7, 2020
 GENERAL MUNICIPAL ELECTION JUNE 2, 2020
 OFFICIAL RESULTS

Date: 6/5/2020
 Time: 12:33:49 PM

NIXA COUNCIL MEMBER, DISTRICT 3 NIXA PROP. 1

| | Reg. Voters | Total Votes | DARLENE GRAHAM | | WRITE IN | Reg. Voters | Total Votes | YES | | NO | |
|---------------------------------|-------------|-------------|----------------|---------|----------|-------------|-------------|-----|--------|----|--------|
| | | | | | | | | | | | |
| 20. POLK Normal | - | - | - | - | - | - | - | - | - | - | - |
| 21 UNION CHAPEL 1 Absentee | - | - | - | - | - | - | - | - | - | - | - |
| 21 UNION CHAPEL 1 Normal | - | - | - | - | - | 2666 | 137 | 114 | 83.21% | 23 | 16.79% |
| 22. ROSEDALE #1A Absentee | - | - | - | - | - | 2666 | 0 | 0 | - | 0 | - |
| 22. ROSEDALE #1A Normal | 2435 | 80 | 78 | 97.50% | 2 | 2435 | 90 | 81 | 90.00% | 9 | 10.00% |
| 23. GARDEN GROVE Absentee | 2435 | 0 | 0 | - | 0 | 2435 | 0 | 0 | - | 0 | - |
| 23. GARDEN GROVE Normal | - | - | - | - | - | 1921 | 68 | 58 | 85.29% | 10 | 14.71% |
| 24. NORTHVIEW #1 Absentee | - | - | - | - | - | 1921 | 0 | 0 | - | 0 | - |
| 24. NORTHVIEW #1 Normal | - | - | - | - | - | 3897 | 147 | 127 | 86.39% | 20 | 13.61% |
| 26. SPARTA Absentee | - | - | - | - | - | 3897 | 0 | 0 | - | 0 | - |
| 26. SPARTA Normal | - | - | - | - | - | - | - | - | - | - | - |
| 27. UNION CHAPEL #2 Absentee | - | - | - | - | - | - | - | - | - | - | - |
| 27. UNION CHAPEL #2 Normal | - | - | - | - | - | - | - | - | - | - | - |
| 28. ROSEDALE #2 Absentee | - | - | - | - | - | - | - | - | - | - | - |
| 28. ROSEDALE #2 Normal | - | - | - | - | - | - | - | - | - | - | - |
| 29. NORTHVIEW #2 Absentee | - | - | - | - | - | - | - | - | - | - | - |
| 29. NORTHVIEW #2 Normal | - | - | - | - | - | 1317 | 55 | 45 | 81.82% | 10 | 18.18% |
| 30. ROSEDALE 1B Absentee | - | - | - | - | - | 1317 | 0 | 0 | - | 0 | - |
| 30. ROSEDALE 1B Normal | 1683 | 65 | 65 | 100.00% | 0 | 2223 | 80 | 69 | 86.25% | 11 | 13.75% |
| 32. CASSIDY #2 Absentee | 1683 | 0 | 0 | - | 0 | 2223 | 0 | 0 | - | 0 | - |
| 32. CASSIDY #2 Normal | - | - | - | - | - | - | - | - | - | - | - |
| 33. LINCOLN #2 Absentee | - | - | - | - | - | - | - | - | - | - | - |
| 33. LINCOLN #2 Normal | - | - | - | - | - | - | - | - | - | - | - |
| 29. Northview #2-2 Absentee | - | - | - | - | - | - | - | - | - | - | - |
| 29. Northview #2-2 Normal | - | - | - | - | - | - | - | - | - | - | - |
| Absentee | - | - | - | - | - | - | - | - | - | - | - |

Paul Edmund
Paul Edmund
Paul Edmund
Paul Edmund

Statement of Votes Cast
 GENERAL MUNICIPAL ELECTION
 CHRISTIAN COUNTY, MISSOURI
 TUESDAY, APRIL 7, 2020
 GENERAL MUNICIPAL ELECTION JUNE 2, 2020
 OFFICIAL RESULTS

Date: 6/5/2020
 Time: 12:33:49 PM

NIXA COUNCIL MEMBER, DISTRICT 3

NIXA PROP. 1

| | Reg. Voters | Total Votes | DARLENE GRAHAM | | WRITE IN | Reg. Voters | Total Votes | YES | | NO |
|----------|-------------|-------------|----------------|--------|----------|-------------|-------------|-----|-----|--------|
| | | | | | | | | | | |
| ABSENTEE | | | | | | | | | | |
| Normal | 0 | 0 | 0 | - | 0 | 0 | 0 | 0 | - | 0 |
| Absentee | 0 | 34 | 32 | 94.12% | 2 | 5.88% | 0 | 144 | 125 | 86.81% |
| Total | 4118 | 145 | 143 | 98.62% | 2 | 1.38% | 0 | 577 | 494 | 85.62% |
| Normal | 4118 | 34 | 32 | 94.12% | 2 | 5.88% | 0 | 144 | 125 | 86.81% |
| Absentee | 4118 | 179 | 175 | 97.77% | 4 | 2.23% | 0 | 721 | 619 | 85.85% |
| Total | | | | | | | | | | |

Carole Beck
For Council

John Beck

[Signature]

Statement of Votes Cast
 GENERAL MUNICIPAL ELECTION
 CHRISTIAN COUNTY, MISSOURI
 TUESDAY, APRIL 7, 2020
 GENERAL MUNICIPAL ELECTION JUNE 2, 2020
 OFFICIAL RESULTS

Date: 6/5/2020
 Time: 12:33:49 PM

NIXA PROP. 2

NIXA PROP. 3

| Jurisdiction Wide | Reg. Voters | | Total | YES | | NO | | Reg. Voters | | Total | YES | | NO | |
|---------------------------------------|-------------|---|-------|-----|---|----|---|-------------|---|-------|-----|---|----|---|
| | | | Votes | | | | | | | Votes | | | | |
| 1. E. BENTON / 3. BRUNER Normal | . | . | . | . | . | . | . | . | . | . | . | . | . | . |
| Absentee | . | . | . | . | . | . | . | . | . | . | . | . | . | . |
| 2. WEST BENTON / 14. LINDEN Normal | . | . | . | . | . | . | . | . | . | . | . | . | . | . |
| Absentee | . | . | . | . | . | . | . | . | . | . | . | . | . | . |
| 5. RIVERSIDE #1 Normal | . | . | . | . | . | . | . | . | . | . | . | . | . | . |
| Absentee | . | . | . | . | . | . | . | . | . | . | . | . | . | . |
| 6. CASSIDY #1 Normal | . | . | . | . | . | . | . | . | . | . | . | . | . | . |
| Absentee | . | . | . | . | . | . | . | . | . | . | . | . | . | . |
| 7. W. FINLEY Normal | . | . | . | . | . | . | . | . | . | . | . | . | . | . |
| Absentee | . | . | . | . | . | . | . | . | . | . | . | . | . | . |
| 8. EAST FINLEY Normal | . | . | . | . | . | . | . | . | . | . | . | . | . | . |
| Absentee | . | . | . | . | . | . | . | . | . | . | . | . | . | . |
| 9. NORTH GALLOWAY Normal | . | . | . | . | . | . | . | . | . | . | . | . | . | . |
| Absentee | . | . | . | . | . | . | . | . | . | . | . | . | . | . |
| 10. SOUTH GALLOWAY Normal | . | . | . | . | . | . | . | . | . | . | . | . | . | . |
| Absentee | . | . | . | . | . | . | . | . | . | . | . | . | . | . |
| 12. LEADHILL / OLDFIELD Normal | . | . | . | . | . | . | . | . | . | . | . | . | . | . |
| Absentee | . | . | . | . | . | . | . | . | . | . | . | . | . | . |
| 13. LINCOLN #1 Normal | . | . | . | . | . | . | . | . | . | . | . | . | . | . |
| Absentee | . | . | . | . | . | . | . | . | . | . | . | . | . | . |
| 15. NORTH LINN Normal | . | . | . | . | . | . | . | . | . | . | . | . | . | . |
| Absentee | . | . | . | . | . | . | . | . | . | . | . | . | . | . |
| 17. MCCrackEN Normal | . | . | . | . | . | . | . | . | . | . | . | . | . | . |
| Absentee | . | . | . | . | . | . | . | . | . | . | . | . | . | . |

Carla E. Cook
For Commissioner

Robert Graham
For Commissioner

Statement of Votes Cast
 GENERAL MUNICIPAL ELECTION
 CHRISTIAN COUNTY, MISSOURI
 TUESDAY, APRIL 7, 2020
 GENERAL MUNICIPAL ELECTION JUNE 2, 2020
 OFFICIAL RESULTS

Date: 6/5/2020
 Time: 12:33:49 PM

NIXA PROP. 2

NIXA PROP. 3

| | Reg. Voters | | Total Votes | | YES | | NO | | Reg. Voters | | Total Votes | | YES | | NO | |
|---------------------|-------------|------|-------------|-----|--------|----|--------|------|-------------|-----|-------------|----|--------|------|----|---|
| | | | | | | | | | | | | | | | | |
| 20. POLK | Normal | - | - | - | - | - | - | - | - | - | - | - | - | - | - | - |
| Absentee | - | - | - | - | - | - | - | - | - | - | - | - | - | - | - | - |
| 21 UNION CHAPEL 1 | Normal | 2666 | 138 | 106 | 76.81% | 32 | 23.19% | 2666 | 137 | 112 | 81.75% | 25 | 18.25% | 2666 | 0 | 0 |
| Absentee | 2666 | 0 | 0 | - | - | 0 | - | 2666 | 0 | 0 | - | 0 | - | 2666 | 0 | 0 |
| 22. ROSEDALE #1A | Normal | 2435 | 89 | 80 | 89.89% | 9 | 10.11% | 2435 | 90 | 79 | 87.78% | 11 | 12.22% | 2435 | 0 | 0 |
| Absentee | 2435 | 0 | 0 | - | - | 0 | - | 2435 | 0 | 0 | - | 0 | - | 2435 | 0 | 0 |
| 23. GARDEN GROVE | Normal | 1921 | 68 | 59 | 86.76% | 9 | 13.24% | 1921 | 68 | 59 | 86.76% | 9 | 13.24% | 1921 | 0 | 0 |
| Absentee | 1921 | 0 | 0 | - | - | 0 | - | 1921 | 0 | 0 | - | 0 | - | 1921 | 0 | 0 |
| 24. NORTHVIEW #1 | Normal | 3897 | 149 | 125 | 83.89% | 24 | 16.11% | 3897 | 149 | 118 | 79.19% | 31 | 20.81% | 3897 | 0 | 0 |
| Absentee | 3897 | 0 | 0 | - | - | 0 | - | 3897 | 0 | 0 | - | 0 | - | 3897 | 0 | 0 |
| 26. SPARTA | Normal | - | - | - | - | - | - | - | - | - | - | - | - | - | - | - |
| Absentee | - | - | - | - | - | - | - | - | - | - | - | - | - | - | - | - |
| 27. UNION CHAPEL #2 | Normal | - | - | - | - | - | - | - | - | - | - | - | - | - | - | - |
| Absentee | - | - | - | - | - | - | - | - | - | - | - | - | - | - | - | - |
| 28. ROSEDALE #2 | Normal | - | - | - | - | - | - | - | - | - | - | - | - | - | - | - |
| Absentee | - | - | - | - | - | - | - | - | - | - | - | - | - | - | - | - |
| 29. NORTHVIEW #2 | Normal | 1317 | 55 | 42 | 76.36% | 13 | 23.64% | 1317 | 58 | 48 | 82.76% | 10 | 17.24% | 1317 | 0 | 0 |
| Absentee | 1317 | 0 | 0 | - | - | 0 | - | 1317 | 0 | 0 | - | 0 | - | 1317 | 0 | 0 |
| 30. ROSEDALE 1B | Normal | 2223 | 81 | 64 | 79.01% | 17 | 20.99% | 2223 | 82 | 63 | 76.83% | 19 | 23.17% | 2223 | 0 | 0 |
| Absentee | 2223 | 0 | 0 | - | - | 0 | - | 2223 | 0 | 0 | - | 0 | - | 2223 | 0 | 0 |
| 32. CASSIDY #2 | Normal | - | - | - | - | - | - | - | - | - | - | - | - | - | - | - |
| Absentee | - | - | - | - | - | - | - | - | - | - | - | - | - | - | - | - |
| 33. LINCOLN #2 | Normal | - | - | - | - | - | - | - | - | - | - | - | - | - | - | - |
| Absentee | - | - | - | - | - | - | - | - | - | - | - | - | - | - | - | - |
| 29. Northview #2-2 | Normal | - | - | - | - | - | - | - | - | - | - | - | - | - | - | - |
| Absentee | - | - | - | - | - | - | - | - | - | - | - | - | - | - | - | - |

Paula Bess *Paula Bess* *Paula Bess* *Paula Bess*

Statement of Votes Cast
 GENERAL MUNICIPAL ELECTION
 CHRISTIAN COUNTY, MISSOURI
 TUESDAY, APRIL 7, 2020
 GENERAL MUNICIPAL ELECTION JUNE 2, 2020
 OFFICIAL RESULTS

Date: 6/5/2020
 Time: 12:33:49 PM

NIXA PROP. 2

NIXA PROP. 3

| | Reg. Voters | | Total Votes | | YES | | NO | |
|----------|-------------|-----|-------------|--------|-----|--------|-----|--------|
| | | | | | | | | |
| ABSENTEE | | | | | | | | |
| Normal | 0 | 0 | 0 | 0 | 0 | 0 | 0 | 0 |
| Absentee | 0 | 145 | 123 | 84.83% | 22 | 15.17% | 0 | 0 |
| Total | 14459 | 580 | 476 | 82.07% | 104 | 17.93% | 0 | 0 |
| Normal | 14459 | 145 | 123 | 84.83% | 22 | 15.17% | 0 | 0 |
| Absentee | 14459 | 725 | 599 | 82.62% | 126 | 17.38% | 133 | 18.24% |
| Total | | | | | | | | |

Don Lemley
Earl Evers

John Graham

Statement of Votes Cast
 GENERAL MUNICIPAL ELECTION
 CHRISTIAN COUNTY, MISSOURI
 TUESDAY, APRIL 7, 2020
 GENERAL MUNICIPAL ELECTION JUNE 2, 2020
 OFFICIAL RESULTS

Date: 6/5/2020
 Time: 12:33:49 PM

NIXA PROP. 4

VILLAGE OF SADDLEBROOKE TRUSTEES

| Jurisdiction Wide | Reg. Voters | Total Votes | YES | | NO | | Reg. Voters | Total Votes | PAUL J DOUNTAS JR. | GARY FRANKLIN | WRITE IN |
|---------------------------------------|-------------|-------------|-----|-----|----|--------|-------------|-------------|--------------------|---------------|----------|
| | | | | | | | | | | | |
| 1. E. BENTON / 3. BRUNER Normal | . | . | . | . | . | . | . | . | . | . | . |
| Absentee | . | . | . | . | . | . | . | . | . | . | . |
| 2. WEST BENTON / 14. LINDEN Normal | . | . | . | . | . | . | . | . | . | . | . |
| Absentee | . | . | . | . | . | . | . | . | . | . | . |
| 5. RIVERSIDE #1 Normal | . | . | . | . | . | . | . | . | . | . | . |
| Absentee | . | . | . | . | . | . | . | . | . | . | . |
| 6. CASSIDY #1 Normal | . | . | . | . | . | . | . | . | . | . | . |
| Absentee | . | . | . | . | . | . | . | . | . | . | . |
| 7. W. FINLEY Normal | . | . | . | . | . | . | . | . | . | . | . |
| Absentee | . | . | . | . | . | . | . | . | . | . | . |
| 8. EAST FINLEY Normal | . | . | . | . | . | . | . | . | . | . | . |
| Absentee | . | . | . | . | . | . | . | . | . | . | . |
| 9. NORTH GALLOWAY Normal | . | . | . | . | . | . | . | . | . | . | . |
| Absentee | . | . | . | . | . | . | . | . | . | . | . |
| 10. SOUTH GALLOWAY Normal | . | . | . | . | . | . | . | . | . | . | . |
| Absentee | . | . | . | . | . | . | . | . | . | . | . |
| 12. LEADHILL / OLDFIELD Normal | . | . | . | . | . | . | . | . | . | . | . |
| Absentee | . | . | . | . | . | . | . | . | . | . | . |
| 13. LINCOLN #1 Normal | . | . | . | . | . | . | . | . | . | . | . |
| Absentee | . | . | . | . | . | . | . | . | . | . | . |
| 15. NORTH LINN Normal | . | . | . | . | . | . | . | . | . | . | . |
| Absentee | . | . | . | . | . | . | . | . | . | . | . |
| 17. MCCRACKEN Normal | . | . | . | . | . | . | . | . | . | . | . |
| Absentee | . | . | . | . | . | . | . | . | . | . | . |
| | | | 214 | 246 | 52 | 21.14% | 58 | 23.58% | 136 | 55.28% | |
| | | | 214 | 0 | 0 | | 0 | | 0 | | |

Carla E. Cook
Jim Cook
Paul J. Dountas Jr.
Gary Franklin

Statement of Votes Cast
 GENERAL MUNICIPAL ELECTION
 CHRISTIAN COUNTY, MISSOURI
 TUESDAY, APRIL 7, 2020
 GENERAL MUNICIPAL ELECTION JUNE 2, 2020
 OFFICIAL RESULTS

Date: 6/5/2020
 Time: 12:33:49 PM

NIXA PROP. 4

VILLAGE OF SADDLEBROOKE TRUSTEES

| | Reg. Voters | Total Votes | YES | | NO | | Reg. Voters | Total Votes | PAUL J DOUNTAS JR. | GARY FRANKLIN | WRITE IN |
|-------------------------------|-------------|-------------|-----|--------|-----|--------|-------------|-------------|--------------------|---------------|----------|
| | | | YES | NO | YES | NO | | | | | |
| 20. POLK Normal | - | - | - | - | - | - | - | - | - | - | - |
| Absentee | - | - | - | - | - | - | - | - | - | - | - |
| 21 UNION CHAPEL 1 Normal | 2666 | 137 | 117 | 85.40% | 20 | 14.60% | - | - | - | - | - |
| Absentee | 2666 | 0 | 0 | - | 0 | - | - | - | - | - | - |
| 22. ROSEDALE #4A Normal | 2435 | 90 | 78 | 86.67% | 12 | 13.33% | - | - | - | - | - |
| Absentee | 2435 | 0 | 0 | - | 0 | - | - | - | - | - | - |
| 23. GARDEN GROVE Normal | 1921 | 68 | 63 | 92.65% | 5 | 7.35% | - | - | - | - | - |
| Absentee | 1921 | 0 | 0 | - | 0 | - | - | - | - | - | - |
| 24. NORTHVIEW #1 Normal | 3897 | 149 | 124 | 83.22% | 25 | 16.78% | - | - | - | - | - |
| Absentee | 3897 | 0 | 0 | - | 0 | - | - | - | - | - | - |
| 26. SPARTA Normal | - | - | - | - | - | - | - | - | - | - | - |
| Absentee | - | - | - | - | - | - | - | - | - | - | - |
| 27. UNION CHAPEL #2 Normal | - | - | - | - | - | - | - | - | - | - | - |
| Absentee | - | - | - | - | - | - | - | - | - | - | - |
| 28. ROSEDALE #2 Normal | - | - | - | - | - | - | - | - | - | - | - |
| Absentee | - | - | - | - | - | - | - | - | - | - | - |
| 29. NORTHVIEW #2 Normal | 1317 | 55 | 45 | 81.82% | 10 | 18.18% | - | - | - | - | - |
| Absentee | 1317 | 0 | 0 | - | 0 | - | - | - | - | - | - |
| 30. ROSEDALE 1B Normal | 2223 | 82 | 64 | 78.05% | 18 | 21.95% | - | - | - | - | - |
| Absentee | 2223 | 0 | 0 | - | 0 | - | - | - | - | - | - |
| 32. CASSIDY #2 Normal | - | - | - | - | - | - | - | - | - | - | - |
| Absentee | - | - | - | - | - | - | - | - | - | - | - |
| 33. LINCOLN #2 Normal | - | - | - | - | - | - | - | - | - | - | - |
| Absentee | - | - | - | - | - | - | - | - | - | - | - |
| 29. Northview #2-2 Normal | - | - | - | - | - | - | - | - | - | - | - |
| Absentee | - | - | - | - | - | - | - | - | - | - | - |

Paul E. Cook *Paul E. Cook* *Paul E. Cook*


Statement of Votes Cast
 GENERAL MUNICIPAL ELECTION
 CHRISTIAN COUNTY, MISSOURI
 TUESDAY, APRIL 7, 2020
 GENERAL MUNICIPAL ELECTION JUNE 2, 2020
 OFFICIAL RESULTS

Date: 6/5/2020
 Time: 12:33:49 PM

NIXA PROP. 4

VILLAGE OF SADDLEBROOKE TRUSTEES

| | Reg. Voters | | Total Votes | | YES | | NO | | Reg. Voters | | Total Votes | | PAUL J DOUNTAS JR. | | GARY FRANKLIN | | WRITE IN | |
|-----------------|-------------|-----|-------------|--------|-----|--------|-----|-----|-------------|--------|-------------|--------|--------------------|--------|---------------|---|----------|---|
| | | | | | | | | | | | | | | | | | | |
| ABSENTEE Normal | 0 | 0 | 0 | 0 | 0 | - | 0 | - | 0 | 0 | 0 | 0 | 0 | 0 | 0 | 0 | 0 | 0 |
| Absentee | 144 | 144 | 109 | 75.69% | 35 | 24.31% | 0 | 0 | 32 | 8 | 25.00% | 8 | 25.00% | 16 | 50.00% | | | |
| Total Normal | 14459 | 581 | 481 | 84.51% | 90 | 15.49% | 214 | 246 | 52 | 21.14% | 58 | 23.58% | 136 | 55.28% | | | | |
| Absentee Total | 14459 | 144 | 109 | 75.69% | 35 | 24.31% | 214 | 32 | 8 | 25.00% | 8 | 25.00% | 16 | 50.00% | | | | |
| Total | 14459 | 725 | 600 | 82.76% | 125 | 17.24% | 214 | 278 | 60 | 21.58% | 66 | 23.74% | 152 | 54.68% | | | | |

Earle Cook
Tom Amos
Paul G. Miller


Statement of Votes Cast
 GENERAL MUNICIPAL ELECTION
 CHRISTIAN COUNTY, MISSOURI
 TUESDAY, APRIL 7, 2020
 GENERAL MUNICIPAL ELECTION JUNE 2, 2020
 OFFICIAL RESULTS

Date: 6/5/2020
 Time: 12:33:49 PM

VILLAGE OF SADDLEBROOKE PROP. A

| Jurisdiction Wide | Reg. Voters | Total Votes | YES | | NO | |
|---------------------------------------|-------------|-------------|-------|------------|-------|------------|
| | | | Count | Percentage | Count | Percentage |
| 1. E. BENTON / 3. BRUNER Normal | - | - | - | - | - | - |
| Absentee | - | - | - | - | - | - |
| 2. WEST BENTON / 14. LINDEN Normal | - | - | - | - | - | - |
| Absentee | - | - | - | - | - | - |
| 5. RIVERSIDE #1 Normal | - | - | - | - | - | - |
| Absentee | - | - | - | - | - | - |
| 6. CASSIDY #1 Normal | - | - | - | - | - | - |
| Absentee | - | - | - | - | - | - |
| 7. W. FINLEY Normal | - | - | - | - | - | - |
| Absentee | - | - | - | - | - | - |
| 8. EAST FINLEY Normal | - | - | - | - | - | - |
| Absentee | - | - | - | - | - | - |
| 9. NORTH GALLOWAY Normal | - | - | - | - | - | - |
| Absentee | - | - | - | - | - | - |
| 10. SOUTH GALLOWAY Normal | 214 | 130 | 76 | 58.46% | 54 | 41.54% |
| Absentee | 214 | 0 | 0 | - | 0 | - |
| 12. LEADHILL / OLDFIELD Normal | - | - | - | - | - | - |
| Absentee | - | - | - | - | - | - |
| 13. LINCOLN #1 Normal | - | - | - | - | - | - |
| Absentee | - | - | - | - | - | - |
| 15. NORTH LINN Normal | - | - | - | - | - | - |
| Absentee | - | - | - | - | - | - |
| 17. MCCRACKEN Normal | - | - | - | - | - | - |
| Absentee | - | - | - | - | - | - |

Carle Creek *John Graham* *Jim Rennie* *Bo*

Statement of Votes Cast
 GENERAL MUNICIPAL ELECTION
 CHRISTIAN COUNTY, MISSOURI
 TUESDAY, APRIL 7, 2020
 GENERAL MUNICIPAL ELECTION JUNE 2, 2020
 OFFICIAL RESULTS

Date: 6/5/2020
 Time: 12:33:49 PM

VILLAGE OF SADDLEBROOKE PROP. A

| | Reg. Voters | Total Votes | YES | | NO | |
|-------------------------------|----------------|----------------|-----|---|----|---|
| | | | | | | |
| 20. POLK Normal | . | . | . | . | . | . |
| Absentee | . | . | . | . | . | . |
| 21 UNION CHAPEL 1 Normal | . | . | . | . | . | . |
| Absentee | . | . | . | . | . | . |
| 22. ROSEDALE #1A Normal | . | . | . | . | . | . |
| Absentee | . | . | . | . | . | . |
| 23. GARDEN GROVE Normal | . | . | . | . | . | . |
| Absentee | . | . | . | . | . | . |
| 24. NORTHVIEW #1 Normal | . | . | . | . | . | . |
| Absentee | . | . | . | . | . | . |
| 26. SPARTA Normal | . | . | . | . | . | . |
| Absentee | . | . | . | . | . | . |
| 27. UNION CHAPEL #2 Normal | . | . | . | . | . | . |
| Absentee | . | . | . | . | . | . |
| 28. ROSEDALE #2 Normal | . | . | . | . | . | . |
| Absentee | . | . | . | . | . | . |
| 29. NORTHVIEW #2 Normal | . | . | . | . | . | . |
| Absentee | . | . | . | . | . | . |
| 30. ROSEDALE 1B Normal | . | . | . | . | . | . |
| Absentee | . | . | . | . | . | . |
| 32. CASSIDY #2 Normal | . | . | . | . | . | . |
| Absentee | . | . | . | . | . | . |
| 33. LINCOLN #2 Normal | . | . | . | . | . | . |
| Absentee | . | . | . | . | . | . |
| 29. Northview #2-2 Normal | . | . | . | . | . | . |
| Absentee | . | . | . | . | . | . |

Earle Cook *Robt Brooker* *For Council*

Statement of Votes Cast
 GENERAL MUNICIPAL ELECTION
 CHRISTIAN COUNTY, MISSOURI
 TUESDAY, APRIL 7, 2020
 GENERAL MUNICIPAL ELECTION JUNE 2, 2020
 OFFICIAL RESULTS

Date: 6/5/2020
 Time: 12:33:49 PM

VILLAGE OF SADDLEBROOKE PROP. A

| ABSENTEE | Reg. Voters | Total | | YES | NO |
|----------|----------------|-------|-------|--------|--------|
| | | Votes | Votes | | |
| Normal | 0 | 0 | 0 | - | 0 |
| Absentee | 0 | 16 | 10 | 62.50% | 6 |
| Total | 214 | 130 | 76 | 58.46% | 54 |
| Normal | 214 | 16 | 10 | 62.50% | 6 |
| Absentee | 214 | 146 | 86 | 58.90% | 60 |
| Total | | | | | 41.10% |

Paul Ernst
Paul Ernst
Paul Ernst

Statement of Votes Cast
 GENERAL MUNICIPAL ELECTION
 CHRISTIAN COUNTY, MISSOURI
 TUESDAY, APRIL 7, 2020
 GENERAL MUNICIPAL ELECTION JUNE 2, 2020
 OFFICIAL RESULTS

Date: 6/5/2020
 Time: 12:33:49 PM

FREMONT HILLS MAYOR

FREMONT HILLS ALDERMAN, WARD 1

| Jurisdiction Wide | FREMONT HILLS MAYOR | | FREMONT HILLS ALDERMAN, WARD 1 | |
|-----------------------------|---------------------|-------------|--------------------------------|-------------|
| | Reg. Voters | Total Votes | Reg. Voters | Total Votes |
| 1. E. BENTON / 3. BRUNER | | | | |
| Normal | | | | |
| Absentee | | | | |
| 2. WEST BENTON / 14. LINDEN | | | | |
| Normal | | | | |
| Absentee | | | | |
| 5. RIVERSIDE #1 | | | | |
| Normal | | | | |
| Absentee | | | | |
| 6. CASSIDY #1 | | | | |
| Normal | | | | |
| Absentee | | | | |
| 7. W. FINLEY | | | | |
| Normal | | | | |
| Absentee | | | | |
| 8. EAST FINLEY | | | | |
| Normal | | | | |
| Absentee | | | | |
| 9. NORTH GALLOWAY | | | | |
| Normal | | | | |
| Absentee | | | | |
| 10. SOUTH GALLOWAY | | | | |
| Normal | | | | |
| Absentee | | | | |
| 12. LEADHILL / OLDFIELD | | | | |
| Normal | | | | |
| Absentee | | | | |
| 13. LINCOLN #1 | | | | |
| Normal | | | | |
| Absentee | | | | |
| 15. NORTH LINN | | | | |
| Normal | | | | |
| Absentee | | | | |
| 17. MCCRACKEN | | | | |
| Normal | | | | |
| Absentee | | | | |

Paul Davis *John Damon* *John Mills*

Statement of Votes Cast
 GENERAL MUNICIPAL ELECTION
 CHRISTIAN COUNTY, MISSOURI
 TUESDAY, APRIL 7, 2020
 GENERAL MUNICIPAL ELECTION JUNE 2, 2020
 OFFICIAL RESULTS

Date: 6/5/2020
 Time: 12:33:49 PM

FREMONT HILLS MAYOR

FREMONT HILLS ALDERMAN, WARD 1

| | Reg. Voters | | Total Votes | | LUKE A. DAVIS | | WRITE IN | Reg. Voters | | Total Votes | | DAMON MILLS | | WRITE IN |
|-------------------------------|-------------|-----|-------------|--------|---------------|-------|----------|-------------|----|-------------|---------|-------------|---|----------|
| | | | | | | | | | | | | | | |
| 20. POLK Normal | - | - | - | - | - | - | - | - | - | - | - | - | - | - |
| Absentee | - | - | - | - | - | - | - | - | - | - | - | - | - | - |
| 21. UNION CHAPEL 1 Normal | - | - | - | - | - | - | - | - | - | - | - | - | - | - |
| Absentee | - | - | - | - | - | - | - | - | - | - | - | - | - | - |
| 22. ROSEDALE #1A Normal | - | - | - | - | - | - | - | - | - | - | - | - | - | - |
| Absentee | - | - | - | - | - | - | - | - | - | - | - | - | - | - |
| 23. GARDEN GROVE Normal | - | - | - | - | - | - | - | - | - | - | - | - | - | - |
| Absentee | - | - | - | - | - | - | - | - | - | - | - | - | - | - |
| 24. NORTHVIEW #1 Normal | - | - | - | - | - | - | - | - | - | - | - | - | - | - |
| Absentee | - | - | - | - | - | - | - | - | - | - | - | - | - | - |
| 26. SPARTA Normal | - | - | - | - | - | - | - | - | - | - | - | - | - | - |
| Absentee | - | - | - | - | - | - | - | - | - | - | - | - | - | - |
| 27. UNION CHAPEL #2 Normal | - | - | - | - | - | - | - | - | - | - | - | - | - | - |
| Absentee | - | - | - | - | - | - | - | - | - | - | - | - | - | - |
| 28. ROSEDALE #2 Normal | - | - | - | - | - | - | - | - | - | - | - | - | - | - |
| Absentee | - | - | - | - | - | - | - | - | - | - | - | - | - | - |
| 29. NORTHVIEW #2 Normal | - | - | - | - | - | - | - | - | - | - | - | - | - | - |
| Absentee | - | - | - | - | - | - | - | - | - | - | - | - | - | - |
| 30. ROSEDALE 1B Normal | - | - | - | - | - | - | - | - | - | - | - | - | - | - |
| Absentee | - | - | - | - | - | - | - | - | - | - | - | - | - | - |
| 32. CASSIDY #2 Normal | 831 | 115 | 114 | 99.13% | 1 | 0.87% | - | 279 | 36 | 36 | 100.00% | 0 | - | - |
| Absentee | 831 | 0 | 0 | - | 0 | - | - | 279 | 0 | 0 | - | 0 | - | - |
| 33. LINCOLN #2 Normal | - | - | - | - | - | - | - | - | - | - | - | - | - | - |
| Absentee | - | - | - | - | - | - | - | - | - | - | - | - | - | - |
| 29. Northview #2-2 Normal | - | - | - | - | - | - | - | - | - | - | - | - | - | - |
| Absentee | - | - | - | - | - | - | - | - | - | - | - | - | - | - |

Scott Crowl *John Crowl* *Don Crowl*

Statement of Votes Cast
 GENERAL MUNICIPAL ELECTION
 CHRISTIAN COUNTY, MISSOURI
 TUESDAY, APRIL 7, 2020
 GENERAL MUNICIPAL ELECTION JUNE 2, 2020
 OFFICIAL RESULTS

Date: 6/5/2020
 Time: 12:33:49 PM

FREMONT HILLS MAYOR

FREMONT HILLS ALDERMAN, WARD 1

| ABSENTEE | Reg. Voters | | LUKE A. DAVIS | | WRITE IN | | Reg. Voters | | DAMON MILLS | | WRITE IN | |
|----------|-------------|-------|---------------|---------|----------|-------|-------------|---------|-------------|---------|----------|---------|
| | Total | Votes | Total | Votes | Total | Votes | Total | Votes | Total | Votes | Total | Votes |
| Normal | 0 | 0 | 0 | 0 | 0 | 0 | 0 | 0 | 0 | 0 | 0 | 0 |
| Absentee | 0 | 14 | 14 | 100.00% | 0 | 6 | 6 | 100.00% | 0 | 6 | 6 | 100.00% |
| Total | 831 | 115 | 114 | 99.13% | 1 | 0.87% | 279 | 36 | 36 | 100.00% | 0 | 0 |
| Normal | 831 | 14 | 14 | 100.00% | 0 | 0 | 279 | 6 | 6 | 100.00% | 0 | 0 |
| Absentee | 831 | 129 | 128 | 99.22% | 1 | 0.78% | 279 | 42 | 42 | 100.00% | 0 | 0 |
| Total | 831 | 129 | 128 | 99.22% | 1 | 0.78% | 279 | 42 | 42 | 100.00% | 0 | 0 |

Errol Cook
Errol Cook
Errol Cook

Statement of Votes Cast
 GENERAL MUNICIPAL ELECTION
 CHRISTIAN COUNTY, MISSOURI
 TUESDAY, APRIL 7, 2020
 GENERAL MUNICIPAL ELECTION JUNE 2, 2020
 OFFICIAL RESULTS

Date: 6/5/2020
 Time: 12:33:49 PM

FREMONT HILLS ALDERMAN, WARD 2

FREMONT HILLS ALDERMAN, WARD 3

| Jurisdiction Wide | FREMONT HILLS ALDERMAN, WARD 2 | | FREMONT HILLS ALDERMAN, WARD 3 | |
|---------------------------------------|--------------------------------|-------------|--------------------------------|-------------|
| | Reg. Voters | Total Votes | Reg. Voters | Total Votes |
| 1. E. BENTON / 3. BRUNER Normal | . | . | . | . |
| Absentee | . | . | . | . |
| 2. WEST BENTON / 14. LINDEN Normal | . | . | . | . |
| Absentee | . | . | . | . |
| 5. RIVERSIDE #1 Normal | . | . | . | . |
| Absentee | . | . | . | . |
| 6. CASSIDY #1 Normal | . | . | . | . |
| Absentee | . | . | . | . |
| 7. W. FINLEY Normal | . | . | . | . |
| Absentee | . | . | . | . |
| 8. EAST FINLEY Normal | . | . | . | . |
| Absentee | . | . | . | . |
| 9. NORTH GALLOWAY Normal | . | . | . | . |
| Absentee | . | . | . | . |
| 10. SOUTH GALLOWAY Normal | . | . | . | . |
| Absentee | . | . | . | . |
| 12. LEADHILL / OLDFIELD Normal | . | . | . | . |
| Absentee | . | . | . | . |
| 13. LINCOLN #1 Normal | . | . | . | . |
| Absentee | . | . | . | . |
| 15. NORTH LINN Normal | . | . | . | . |
| Absentee | . | . | . | . |
| 17. MCCRACKEN Normal | . | . | . | . |
| Absentee | . | . | . | . |

Carly Coak
John Coak

Statement of Votes Cast
 GENERAL MUNICIPAL ELECTION
 CHRISTIAN COUNTY, MISSOURI
 TUESDAY, APRIL 7, 2020
 GENERAL MUNICIPAL ELECTION JUNE 2, 2020
 OFFICIAL RESULTS

Date: 6/5/2020
 Time: 12:33:49 PM

FREMONT HILLS ALDERMAN, WARD 2 FREMONT HILLS ALDERMAN, WARD 3

| | FREMONT HILLS ALDERMAN, WARD 2 | | | | FREMONT HILLS ALDERMAN, WARD 3 | | | |
|-------------------------------|--------------------------------|-------------|---------------|----------|--------------------------------|-------------|----------------|----------|
| | Reg. Voters | Total Votes | TALYIA LEEPER | WRITE IN | Reg. Voters | Total Votes | ALISA J. LOWRY | WRITE IN |
| 20. POLK Normal | - | - | - | - | - | - | - | - |
| Absentee | - | - | - | - | - | - | - | - |
| 21 UNION CHAPEL 1 Normal | - | - | - | - | - | - | - | - |
| Absentee | - | - | - | - | - | - | - | - |
| 22. ROSEDALE #1A Normal | - | - | - | - | - | - | - | - |
| Absentee | - | - | - | - | - | - | - | - |
| 23. GARDEN GROVE Normal | - | - | - | - | - | - | - | - |
| Absentee | - | - | - | - | - | - | - | - |
| 24. NORTHVIEW #1 Normal | - | - | - | - | - | - | - | - |
| Absentee | - | - | - | - | - | - | - | - |
| 26. SPARTA Normal | - | - | - | - | - | - | - | - |
| Absentee | - | - | - | - | - | - | - | - |
| 27. UNION CHAPEL #2 Normal | - | - | - | - | - | - | - | - |
| Absentee | - | - | - | - | - | - | - | - |
| 28. ROSEDALE #2 Normal | - | - | - | - | - | - | - | - |
| Absentee | - | - | - | - | - | - | - | - |
| 29. NORTHVIEW #2 Normal | - | - | - | - | - | - | - | - |
| Absentee | - | - | - | - | - | - | - | - |
| 30. ROSEDALE 1B Normal | - | - | - | - | - | - | - | - |
| Absentee | - | - | - | - | - | - | - | - |
| 32. CASSIDY #2 Normal | 305 | 49 | 49 | 100.00% | 0 | 0 | 0 | 0 |
| Absentee | - | - | - | - | - | - | - | - |
| 33. LINCOLN #2 Normal | 305 | 0 | 0 | - | 247 | 30 | 30 | 100.00% |
| Absentee | - | - | - | - | 247 | 0 | 0 | - |
| 29. Northview #2-2 Normal | - | - | - | - | - | - | - | - |
| Absentee | - | - | - | - | - | - | - | - |

Paula Cecil
Paula Cecil
Paula Cecil

Statement of Votes Cast
 GENERAL MUNICIPAL ELECTION
 CHRISTIAN COUNTY, MISSOURI
 TUESDAY, APRIL 7, 2020
 GENERAL MUNICIPAL ELECTION JUNE 2, 2020
 OFFICIAL RESULTS

FREMONT HILLS ALDERMAN, WARD 2

FREMONT HILLS ALDERMAN, WARD 3

| ABSENTEE | Reg. Voters | Total Votes | TALYIA LEEPER | | WRITE IN | Reg. Voters | Total Votes | ALISA J. LOWRY | | WRITE IN |
|----------|----------------|----------------|------------------|---------|----------|----------------|----------------|-------------------|---|----------|
| | | | | | | | | | | |
| Normal | 0 | 0 | 0 | 0 | - | 0 | 0 | 0 | 0 | - |
| Absentee | 0 | 6 | 6 | 100.00% | 0 | 0 | 0 | 0 | 0 | - |
| Total | 305 | 49 | 49 | 100.00% | 0 | 247 | 30 | 100.00% | 0 | - |
| Normal | 305 | 6 | 6 | 100.00% | 0 | 247 | 0 | - | 0 | - |
| Absentee | 305 | 55 | 55 | 100.00% | 0 | 247 | 30 | 100.00% | 0 | - |
| Total | | | | | | | | | | |

Paul Clark
Tim Linn
Tim Gruber
Tim

Statement of Votes Cast
 GENERAL MUNICIPAL ELECTION
 CHRISTIAN COUNTY, MISSOURI
 TUESDAY, APRIL 7, 2020
 GENERAL MUNICIPAL ELECTION JUNE 2, 2020
 OFFICIAL RESULTS

Date: 6/5/2020
 Time: 12:33:49 PM

REPUBLIC MAYOR

REPUBLIC COUNCIL MEMBER, WARD IV

| Jurisdiction Wide | REPUBLIC MAYOR | | REPUBLIC COUNCIL MEMBER, WARD IV | |
|-----------------------------|----------------|-------------|----------------------------------|-------------|
| | Reg. Voters | Total Votes | Reg. Voters | Total Votes |
| 1. E. BENTON / 3. BRUNER | - | - | - | - |
| Normal | - | - | - | - |
| Absentee | - | - | - | - |
| 2. WEST BENTON / 14. LINDEN | - | - | - | - |
| Normal | - | - | - | - |
| Absentee | - | - | - | - |
| 5. RIVERSIDE #1 | - | - | - | - |
| Normal | - | - | - | - |
| Absentee | - | - | - | - |
| 6. CASSIDY #1 | - | - | - | - |
| Normal | - | - | - | - |
| Absentee | - | - | - | - |
| 7. W. FINLEY | - | - | - | - |
| Normal | - | - | - | - |
| Absentee | - | - | - | - |
| 8. EAST FINLEY | - | - | - | - |
| Normal | - | - | - | - |
| Absentee | - | - | - | - |
| 9. NORTH GALLOWAY | - | - | - | - |
| Normal | - | - | - | - |
| Absentee | - | - | - | - |
| 10. SOUTH GALLOWAY | - | - | - | - |
| Normal | - | - | - | - |
| Absentee | - | - | - | - |
| 12. LEADHILL / OLDFIELD | - | - | - | - |
| Normal | - | - | - | - |
| Absentee | - | - | - | - |
| 13. LINCOLN #1 | - | - | - | - |
| Normal | - | - | - | - |
| Absentee | - | - | - | - |
| 15. NORTH LINN | - | - | - | - |
| Normal | - | - | - | - |
| Absentee | - | - | - | - |
| 17. MCCRACKEN | - | - | - | - |
| Normal | - | - | - | - |
| Absentee | - | - | - | - |

Paula Edwards
John Graham

Statement of Votes Cast
 GENERAL MUNICIPAL ELECTION
 CHRISTIAN COUNTY, MISSOURI
 TUESDAY, APRIL 7, 2020
 GENERAL MUNICIPAL ELECTION JUNE 2, 2020
 OFFICIAL RESULTS

Date: 6/5/2020
 Time: 12:33:49 PM

REPUBLIC MAYOR

REPUBLIC COUNCIL MEMBER, WARD IV

| | Reg. Voters | | Total Votes | | JEFF USSERY | | WRITE IN | | Reg. Voters | | Total Votes | | JENNIFER LYNNE MITCHELL | | WRITE IN | |
|---------------------|-------------|---|-------------|---|-------------|---|----------|---|-------------|---|-------------|---|-------------------------|---|----------|---|
| | | | | | | | | | | | | | | | | |
| 20. POLK | 81 | 0 | 0 | 0 | - | - | 0 | 0 | 81 | 0 | 0 | 0 | - | - | 0 | - |
| Normal | | | | | | | | | | | | | | | | |
| Absentee | | | | | | | | | | | | | | | | |
| 21 UNION CHAPEL 1 | 81 | 0 | 0 | 0 | - | - | 0 | 0 | 81 | 0 | 0 | 0 | - | - | 0 | - |
| Normal | | | | | | | | | | | | | | | | |
| Absentee | | | | | | | | | | | | | | | | |
| 22. ROSEDALE #1A | - | - | - | - | - | - | - | - | - | - | - | - | - | - | - | - |
| Normal | | | | | | | | | | | | | | | | |
| Absentee | | | | | | | | | | | | | | | | |
| 23. GARDEN GROVE | - | - | - | - | - | - | - | - | - | - | - | - | - | - | - | - |
| Normal | | | | | | | | | | | | | | | | |
| Absentee | | | | | | | | | | | | | | | | |
| 24. NORTHVIEW #1 | - | - | - | - | - | - | - | - | - | - | - | - | - | - | - | - |
| Normal | | | | | | | | | | | | | | | | |
| Absentee | | | | | | | | | | | | | | | | |
| 26. SPARTA | - | - | - | - | - | - | - | - | - | - | - | - | - | - | - | - |
| Normal | | | | | | | | | | | | | | | | |
| Absentee | | | | | | | | | | | | | | | | |
| 27. UNION CHAPEL #2 | - | - | - | - | - | - | - | - | - | - | - | - | - | - | - | - |
| Normal | | | | | | | | | | | | | | | | |
| Absentee | | | | | | | | | | | | | | | | |
| 28. ROSEDALE #2 | - | - | - | - | - | - | - | - | - | - | - | - | - | - | - | - |
| Normal | | | | | | | | | | | | | | | | |
| Absentee | | | | | | | | | | | | | | | | |
| 29. NORTHVIEW #2 | - | - | - | - | - | - | - | - | - | - | - | - | - | - | - | - |
| Normal | | | | | | | | | | | | | | | | |
| Absentee | | | | | | | | | | | | | | | | |
| 30. ROSEDALE 1B | - | - | - | - | - | - | - | - | - | - | - | - | - | - | - | - |
| Normal | | | | | | | | | | | | | | | | |
| Absentee | | | | | | | | | | | | | | | | |
| 32. CASSIDY #2 | - | - | - | - | - | - | - | - | - | - | - | - | - | - | - | - |
| Normal | | | | | | | | | | | | | | | | |
| Absentee | | | | | | | | | | | | | | | | |
| 33. LINCOLN #2 | - | - | - | - | - | - | - | - | - | - | - | - | - | - | - | - |
| Normal | | | | | | | | | | | | | | | | |
| Absentee | | | | | | | | | | | | | | | | |
| 29. Northview #2-2 | - | - | - | - | - | - | - | - | - | - | - | - | - | - | - | - |
| Normal | | | | | | | | | | | | | | | | |
| Absentee | | | | | | | | | | | | | | | | |

Paula Grant *John Smith* *Don Brown*

Statement of Votes Cast
 GENERAL MUNICIPAL ELECTION
 CHRISTIAN COUNTY, MISSOURI
 TUESDAY, APRIL 7, 2020
 GENERAL MUNICIPAL ELECTION JUNE 2, 2020
 OFFICIAL RESULTS

Date: 6/5/2020
 Time: 12:33:49 PM

REPUBLIC MAYOR

REPUBLIC COUNCIL MEMBER, WARD IV

| | Reg. Voters | | Total Votes | | JEFF USSERY | | WRITE IN | | Reg. Voters | | Total Votes | | JENNIFER LYNE MITCHELL | | WRITE IN | |
|-------------------|-------------|---|-------------|---|-------------|---|----------|---|-------------|----|-------------|---|------------------------|---|----------|---|
| | | | | | | | | | | | | | | | | |
| ABSENTEE Normal | 0 | 0 | 0 | 0 | - | - | 0 | 0 | - | 0 | 0 | 0 | 0 | - | - | 0 |
| ABSENTEE Absentee | 0 | 0 | 0 | 0 | - | - | 0 | 0 | - | 0 | 0 | 0 | 0 | - | - | 0 |
| ABSENTEE Total | 81 | 0 | 0 | 0 | - | - | 0 | 0 | - | 81 | 0 | 0 | 0 | - | - | 0 |
| ABSENTEE Normal | 81 | 0 | 0 | 0 | - | - | 0 | 0 | - | 81 | 0 | 0 | 0 | - | - | 0 |
| ABSENTEE Absentee | 81 | 0 | 0 | 0 | - | - | 0 | 0 | - | 81 | 0 | 0 | 0 | - | - | 0 |
| ABSENTEE Total | 81 | 0 | 0 | 0 | - | - | 0 | 0 | - | 81 | 0 | 0 | 0 | - | - | 0 |

Paul Council *Tom Graham* *Don Ramey*

Statement of Votes Cast
 GENERAL MUNICIPAL ELECTION
 CHRISTIAN COUNTY, MISSOURI
 TUESDAY, APRIL 7, 2020
 GENERAL MUNICIPAL ELECTION JUNE 2, 2020
 OFFICIAL RESULTS

Date: 6/5/2020
 Time: 12:33:49 PM

SPOKANE R-VII SCHOOL BOARD MEMBER, 3 YR TERM

| Jurisdiction Wide | Reg. Voters | Total Votes | AARON WINSLOW | KELLY N. KRAUCH | RICHARD L. JOHNSON | PHILLIP EUGENE DOLLARHIDE | KODY FINSTAD | JOSH TATE | WRITE IN | | | | | | | |
|---------------------------------------|-------------|-------------|---------------|-----------------|--------------------|---------------------------|--------------|-----------|----------|-------|-----|--------|-----|--------|---|-------|
| 1. E. BENTON / 3. BRUNER Normal | - | - | - | - | - | - | - | - | - | | | | | | | |
| Absentee | - | - | - | - | - | - | - | - | - | | | | | | | |
| 2. WEST BENTON / 14. LINDEN Normal | - | - | - | - | - | - | - | - | - | | | | | | | |
| Absentee | - | - | - | - | - | - | - | - | - | | | | | | | |
| 5. RIVERSIDE #1 Normal | - | - | - | - | - | - | - | - | - | | | | | | | |
| Absentee | - | - | - | - | - | - | - | - | - | | | | | | | |
| 6. CASSIDY #1 Normal | - | - | - | - | - | - | - | - | - | | | | | | | |
| Absentee | - | - | - | - | - | - | - | - | - | | | | | | | |
| 7. W. FINLEY Normal | - | - | - | - | - | - | - | - | - | | | | | | | |
| Absentee | - | - | - | - | - | - | - | - | - | | | | | | | |
| 8. EAST FINLEY Normal | - | - | - | - | - | - | - | - | - | | | | | | | |
| Absentee | - | - | - | - | - | - | - | - | - | | | | | | | |
| 9. NORTH GALLOWAY Normal | 1960 | 414 | 46 | 11.11% | 108 | 26.09% | 86 | 20.77% | 36 | 8.70% | 89 | 21.50% | 47 | 11.35% | 2 | 0.48% |
| Absentee | 1960 | 0 | 0 | - | 0 | - | 0 | - | 0 | - | 0 | - | 0 | - | 0 | - |
| 10. SOUTH GALLOWAY Normal | 1601 | 702 | 116 | 16.52% | 144 | 20.51% | 129 | 18.38% | 69 | 9.83% | 127 | 18.09% | 112 | 15.95% | 5 | 0.71% |
| Absentee | 1601 | 0 | 0 | - | 0 | - | 0 | - | 0 | - | 0 | - | 0 | - | 0 | - |
| 12. LEADHILL / OLDFIELD Normal | - | - | - | - | - | - | - | - | - | - | - | - | - | - | - | - |
| Absentee | - | - | - | - | - | - | - | - | - | - | - | - | - | - | - | - |
| 13. LINCOLN #1 Normal | - | - | - | - | - | - | - | - | - | - | - | - | - | - | - | - |
| Absentee | - | - | - | - | - | - | - | - | - | - | - | - | - | - | - | - |
| 15. NORTH LINN Normal | 9 | 0 | 0 | - | 0 | - | 0 | - | 0 | - | 0 | - | 0 | - | 0 | - |
| Absentee | 9 | 0 | 0 | - | 0 | - | 0 | - | 0 | - | 0 | - | 0 | - | 0 | - |
| 17. MCCracken Normal | - | - | - | - | - | - | - | - | - | - | - | - | - | - | - | - |
| Absentee | - | - | - | - | - | - | - | - | - | - | - | - | - | - | - | - |

Barbara Boush
Don Leonard
Bob Goble

Statement of Votes Cast
 GENERAL MUNICIPAL ELECTION
 CHRISTIAN COUNTY, MISSOURI
 TUESDAY, APRIL 7, 2020
 GENERAL MUNICIPAL ELECTION JUNE 2, 2020
 OFFICIAL RESULTS

Date: 6/5/2020
 Time: 12:33:49 PM

SPOKANE R-VII SCHOOL BOARD MEMBER, 3 YR TERM

| | Reg. Voters | Total Votes | AARON WINSLOW | KELLY N. KRAUCH | RICHARD L. JOHNSON | PHILLIP EUGENE DOLLARHIDE | KODY FINSTAD | JOSH TATE | WRITE IN |
|-------------------------------|-------------|-------------|---------------|-----------------|--------------------|---------------------------|--------------|-----------|----------|
| 20. POLK Normal | - | - | - | - | - | - | - | - | - |
| Absentee | - | - | - | - | - | - | - | - | - |
| 21 UNION CHAPEL 1 Normal | - | - | - | - | - | - | - | - | - |
| Absentee | - | - | - | - | - | - | - | - | - |
| 22. ROSEDALE #1A Normal | - | - | - | - | - | - | - | - | - |
| Absentee | - | - | - | - | - | - | - | - | - |
| 23. GARDEN GROVE Normal | - | - | - | - | - | - | - | - | - |
| Absentee | - | - | - | - | - | - | - | - | - |
| 24. NORTHVIEW #1 Normal | - | - | - | - | - | - | - | - | - |
| Absentee | - | - | - | - | - | - | - | - | - |
| 26. SPARTA Normal | - | - | - | - | - | - | - | - | - |
| Absentee | - | - | - | - | - | - | - | - | - |
| 27. UNION CHAPEL #2 Normal | - | - | - | - | - | - | - | - | - |
| Absentee | - | - | - | - | - | - | - | - | - |
| 28. ROSEDALE #2 Normal | - | - | - | - | - | - | - | - | - |
| Absentee | - | - | - | - | - | - | - | - | - |
| 29. NORTHVIEW #2 Normal | - | - | - | - | - | - | - | - | - |
| Absentee | - | - | - | - | - | - | - | - | - |
| 30. ROSEDALE 1B Normal | - | - | - | - | - | - | - | - | - |
| Absentee | - | - | - | - | - | - | - | - | - |
| 32. CASSIDY #2 Normal | - | - | - | - | - | - | - | - | - |
| Absentee | - | - | - | - | - | - | - | - | - |
| 33. LINCOLN #2 Normal | - | - | - | - | - | - | - | - | - |
| Absentee | - | - | - | - | - | - | - | - | - |
| 29. Northview #2-2 Normal | - | - | - | - | - | - | - | - | - |
| Absentee | - | - | - | - | - | - | - | - | - |

Barbara Spauld
John Quaney
Robert Straker

Statement of Votes Cast
 GENERAL MUNICIPAL ELECTION
 CHRISTIAN COUNTY, MISSOURI
 TUESDAY, APRIL 7, 2020
 GENERAL MUNICIPAL ELECTION JUNE 2, 2020
 OFFICIAL RESULTS

Date: 6/5/2020
 Time: 12:33:49 PM

SPOKANE R-VII SCHOOL BOARD MEMBER, 3 YR TERM

| | Reg. Voters | Total Votes | AARON WINSLOW | KELLY N. KRAUCH | RICHARD L. JOHNSON | PHILLIP EUGENE DOLLARHIDE | KODY FINSTAD | JOSH TATE | WRITE IN |
|-----------------|-------------|-------------|---------------|-----------------|--------------------|---------------------------|--------------|-----------|----------|
| ABSENTEE Normal | 0 | 0 | 0 | 0 | 0 | 0 | 0 | 0 | 0 |
| Absentee | 0 | 62 | 13 | 12 | 9 | 8 | 5 | 15 | 0 |
| Total Normal | 3570 | 1116 | 162 | 262 | 215 | 105 | 216 | 159 | 7 |
| Absentee | 3570 | 62 | 13 | 12 | 9 | 8 | 5 | 15 | 0 |
| Total | 3570 | 1178 | 175 | 264 | 224 | 113 | 221 | 174 | 7 |
| | | | 14.86% | 22.41% | 19.02% | 9.59% | 18.76% | 14.77% | 0.59% |

Paul Bank *Don Conrad*
Paul Bank *Don Conrad*

Statement of Votes Cast
 GENERAL MUNICIPAL ELECTION
 CHRISTIAN COUNTY, MISSOURI
 TUESDAY, APRIL 7, 2020
 GENERAL MUNICIPAL ELECTION JUNE 2, 2020
 OFFICIAL RESULTS

Date: 6/5/2020
 Time: 12:33:49 PM

SPOKANE R-VII SCHOOL BOARD MEMBER, 1 YR TERM

| Jurisdiction Wide | Reg. Voters | Total Votes | JARED DEAN RHOADES | | RYAN CHASE WALLACE | | WRITE IN |
|---------------------------------------|-------------|-------------|--------------------|------------|--------------------|------------|----------|
| | | | Count | Percentage | Count | Percentage | |
| 1. E. BENTON / 3. BRUNER Normal | - | - | - | - | - | - | - |
| Absentee | - | - | - | - | - | - | - |
| 2. WEST BENTON / 14. LINDEN Normal | - | - | - | - | - | - | - |
| Absentee | - | - | - | - | - | - | - |
| 5. RIVERSIDE #1 Normal | - | - | - | - | - | - | - |
| Absentee | - | - | - | - | - | - | - |
| 6. CASSIDY #1 Normal | - | - | - | - | - | - | - |
| Absentee | - | - | - | - | - | - | - |
| 7. W. FINLEY Normal | - | - | - | - | - | - | - |
| Absentee | - | - | - | - | - | - | - |
| 8. EAST FINLEY Normal | - | - | - | - | - | - | - |
| Absentee | - | - | - | - | - | - | - |
| 9. NORTH GALLOWAY Normal | 1960 | 141 | 96 | 68.09% | 43 | 30.50% | 2 1.42% |
| Absentee | 1960 | 0 | 0 | - | 0 | - | 0 |
| 10. SOUTH GALLOWAY Normal | 1801 | 240 | 132 | 55.00% | 108 | 45.00% | 0 |
| Absentee | 1801 | 0 | 0 | - | 0 | - | 0 |
| 12. LEADHILL / OLDFIELD Normal | - | - | - | - | - | - | - |
| Absentee | - | - | - | - | - | - | - |
| 13. LINCOLN #1 Normal | - | - | - | - | - | - | - |
| Absentee | - | - | - | - | - | - | - |
| 15. NORTH LINN Normal | 9 | 0 | 0 | - | 0 | - | 0 |
| Absentee | 9 | 0 | 0 | - | 0 | - | 0 |
| 17. McCRACKEN Normal | - | - | - | - | - | - | - |
| Absentee | - | - | - | - | - | - | - |

Earle Bruner
John Galloway
Jim Bruner

Statement of Votes Cast
 GENERAL MUNICIPAL ELECTION
 CHRISTIAN COUNTY, MISSOURI
 TUESDAY, APRIL 7, 2020
 GENERAL MUNICIPAL ELECTION JUNE 2, 2020
 OFFICIAL RESULTS

Date: 6/5/2020
 Time: 12:33:49 PM

SPOKANE R-VII SCHOOL BOARD MEMBER, 1 YR TERM

| | Reg. Voters | Total Votes | JARED DEAN RHOADES | RYAN CHASE WALLACE | WRITE IN |
|-------------------------------|-------------|-------------|--------------------|--------------------|----------|
| 20. POLK Normal | - | - | - | - | - |
| Absentee | - | - | - | - | - |
| 21 UNION CHAPEL 1 Normal | - | - | - | - | - |
| Absentee | - | - | - | - | - |
| 22. ROSEDALE #1A Normal | - | - | - | - | - |
| Absentee | - | - | - | - | - |
| 23. GARDEN GROVE Normal | - | - | - | - | - |
| Absentee | - | - | - | - | - |
| 24. NORTHVIEW #1 Normal | - | - | - | - | - |
| Absentee | - | - | - | - | - |
| 26. SPARTA Normal | - | - | - | - | - |
| Absentee | - | - | - | - | - |
| 27. UNION CHAPEL #2 Normal | - | - | - | - | - |
| Absentee | - | - | - | - | - |
| 28. ROSEDALE #2 Normal | - | - | - | - | - |
| Absentee | - | - | - | - | - |
| 29. NORTHVIEW #2 Normal | - | - | - | - | - |
| Absentee | - | - | - | - | - |
| 30. ROSEDALE 1B Normal | - | - | - | - | - |
| Absentee | - | - | - | - | - |
| 32. CASSIDY #2 Normal | - | - | - | - | - |
| Absentee | - | - | - | - | - |
| 33. LINCOLN #2 Normal | - | - | - | - | - |
| Absentee | - | - | - | - | - |
| 29. Northview #2-2 Normal | - | - | - | - | - |
| Absentee | - | - | - | - | - |

Carla Blank
Spokane

[Signature]

[Signature]

Statement of Votes Cast
 GENERAL MUNICIPAL ELECTION
 CHRISTIAN COUNTY, MISSOURI
 TUESDAY, APRIL 7, 2020
 GENERAL MUNICIPAL ELECTION JUNE 2, 2020
 OFFICIAL RESULTS

Date: 6/5/2020
 Time: 12:33:49 PM

SPOKANE R-VII SCHOOL BOARD MEMBER, 1 YR TERM

| ABSENTEE | Reg. | Total | JARED DEAN | | RYAN CHASE | | WRITE IN |
|----------|--------|-------|------------|---------|------------|--------|----------|
| | Voters | Votes | RHOADES | WALLACE | WALLACE | | |
| Normal | 0 | 0 | 0 | 0 | 0 | 0 | - |
| Absentee | 0 | 21 | 12 | 57.14% | 9 | 42.86% | 0 |
| Total | 3570 | 381 | 228 | 59.84% | 151 | 39.63% | 2 |
| Normal | 3570 | 21 | 12 | 57.14% | 9 | 42.86% | 0 |
| Absentee | 3570 | 402 | 240 | 59.70% | 160 | 39.80% | 2 |
| Total | | | | | | | |

Handwritten signatures:
 [Signature 1]
 [Signature 2]
 [Signature 3]

Statement of Votes Cast
 GENERAL MUNICIPAL ELECTION
 CHRISTIAN COUNTY, MISSOURI
 TUESDAY, APRIL 7, 2020
 GENERAL MUNICIPAL ELECTION JUNE 2, 2020
 OFFICIAL RESULTS

Date: 6/5/2020
 Time: 12:33:49 PM

Turnout
 MARIONVILLE R-IX SCHOOL BOARD MEMBER

| Jurisdiction Wide | Reg. Voters | Ballots Cast | % Turnout | Reg. Voters | Total Votes | RYAN "BRAD" WILSON | BRYANT SMITH | BOB DUDA | GARY WRIGHT | CODY FLETCHER | WRITE IN |
|---------------------------------------|-------------|--------------|-----------|-------------|-------------|--------------------|--------------|----------|-------------|---------------|----------|
| 1. E. BENTON / 3. BRUNER Normal | 789 | 73 | 9.25% | - | - | - | - | - | - | - | - |
| Absentee | 789 | - | - | - | - | - | - | - | - | - | - |
| 2. WEST BENTON / 14. LINDEN Normal | 592 | 59 | 9.97% | - | - | - | - | - | - | - | - |
| Absentee | 592 | - | - | - | - | - | - | - | - | - | - |
| 5. RIVERSIDE #1 Normal | 5386 | 805 | 14.95% | - | - | - | - | - | - | - | - |
| Absentee | 5386 | - | - | - | - | - | - | - | - | - | - |
| 6. CASSIDY #1 Normal | 2699 | 342 | 12.67% | - | - | - | - | - | - | - | - |
| Absentee | 2699 | - | - | - | - | - | - | - | - | - | - |
| 7. W. FINLEY Normal | 3192 | 339 | 10.62% | - | - | - | - | - | - | - | - |
| Absentee | 3192 | - | - | - | - | - | - | - | - | - | - |
| 8. EAST FINLEY Normal | 4600 | 639 | 13.89% | - | - | - | - | - | - | - | - |
| Absentee | 4600 | - | - | - | - | - | - | - | - | - | - |
| 9. NORTH GALLOWAY Normal | 2712 | 219 | 8.08% | - | - | - | - | - | - | - | - |
| Absentee | 2712 | - | - | - | - | - | - | - | - | - | - |
| 10. SOUTH GALLOWAY Normal | 1601 | 312 | 19.49% | - | - | - | - | - | - | - | - |
| Absentee | 1601 | - | - | - | - | - | - | - | - | - | - |
| 12. LEADHILL / OLDFIELD Normal | 388 | 11 | 2.84% | - | - | - | - | - | - | - | - |
| Absentee | 388 | - | - | - | - | - | - | - | - | - | - |
| 13. LINCOLN #1 Normal | 2376 | 102 | 4.29% | - | - | - | - | - | - | - | - |
| Absentee | 2376 | - | - | - | - | - | - | - | - | - | - |
| 15. NORTH LINN Normal | 748 | 148 | 19.79% | - | - | - | - | - | - | - | - |
| Absentee | 748 | - | - | - | - | - | - | - | - | - | - |
| 17. MCCRACKEN Normal | 1746 | 229 | 13.12% | - | - | - | - | - | - | - | - |
| Absentee | 1746 | - | - | - | - | - | - | - | - | - | - |

Boada Boada
for Bruner

John Goble

Statement of Votes Cast
 GENERAL MUNICIPAL ELECTION
 CHRISTIAN COUNTY, MISSOURI
 TUESDAY, APRIL 7, 2020
 GENERAL MUNICIPAL ELECTION JUNE 2, 2020
 OFFICIAL RESULTS

Date: 6/5/2020
 Time: 12:33:49 PM

Turnout
 MARIONVILLE R-IX SCHOOL BOARD MEMBER

| | Reg. Voters | Ballots Cast | % Turnout | Reg. Voters | Total Votes | RYAN "BRAD" WILSON | BRYANT SMITH | BOB DUDA | GARY WRIGHT | CODY FLETCHER | WRITE IN |
|----------------------------|-------------|--------------|-----------|-------------|-------------|--------------------|--------------|----------|-------------|---------------|----------|
| 20. POLK Normal | 2242 | 129 | 5.75% | 8 | 0 | 0 | 0 | 0 | 0 | 0 | 0 |
| 21 UNION CHAPEL 1 Normal | 2242 | - | - | 8 | 0 | 0 | - | 0 | 0 | 0 | 0 |
| Absentee | 2666 | 139 | 5.21% | - | - | - | - | - | - | - | - |
| 22. ROSEDALE #1A Normal | 2666 | - | - | - | - | - | - | - | - | - | - |
| Absentee | 2666 | - | - | - | - | - | - | - | - | - | - |
| 23. GARDEN GROVE Normal | 2435 | 91 | 3.74% | - | - | - | - | - | - | - | - |
| Absentee | 2435 | - | - | - | - | - | - | - | - | - | - |
| 23. GARDEN GROVE Normal | 2226 | 77 | 3.46% | - | - | - | - | - | - | - | - |
| Absentee | 2226 | - | - | - | - | - | - | - | - | - | - |
| 24. NORTHVIEW #1 Normal | 2226 | - | - | - | - | - | - | - | - | - | - |
| Absentee | 3897 | 150 | 3.85% | - | - | - | - | - | - | - | - |
| 26. SPARTA Normal | 3897 | - | - | - | - | - | - | - | - | - | - |
| Absentee | 1776 | 181 | 10.19% | - | - | - | - | - | - | - | - |
| 27. UNION CHAPEL #2 Normal | 1776 | - | - | - | - | - | - | - | - | - | - |
| Absentee | 3452 | 48 | 1.39% | - | - | - | - | - | - | - | - |
| 28. ROSEDALE #2 Normal | 3452 | - | - | - | - | - | - | - | - | - | - |
| Absentee | 2009 | 48 | 2.39% | - | - | - | - | - | - | - | - |
| 29. NORTHVIEW #2 Normal | 2009 | - | - | - | - | - | - | - | - | - | - |
| Absentee | 1888 | 73 | 3.87% | - | - | - | - | - | - | - | - |
| 30. ROSEDALE 1B Normal | 1888 | - | - | - | - | - | - | - | - | - | - |
| Absentee | 2223 | 82 | 3.69% | - | - | - | - | - | - | - | - |
| 32. CASSIDY #2 Normal | 2223 | - | - | - | - | - | - | - | - | - | - |
| Absentee | 3360 | 338 | 10.06% | - | - | - | - | - | - | - | - |
| 33. LINCOLN #2 Normal | 3360 | - | - | - | - | - | - | - | - | - | - |
| Absentee | 1545 | 60 | 3.88% | - | - | - | - | - | - | - | - |
| 29. Northview #2-2 Normal | 1545 | - | - | - | - | - | - | - | - | - | - |
| Absentee | 7 | 0 | - | - | - | - | - | - | - | - | - |
| Absentee | 7 | - | - | - | - | - | - | - | - | - | - |

Carla Corwin
John Corwin
John Corwin

Statement of Votes Cast
 GENERAL MUNICIPAL ELECTION
 CHRISTIAN COUNTY, MISSOURI
 TUESDAY, APRIL 7, 2020
 GENERAL MUNICIPAL ELECTION JUNE 2, 2020
 OFFICIAL RESULTS

Date: 6/5/2020
 Time: 12:33:49 PM

Turnout MARIONVILLE R-IX SCHOOL BOARD MEMBER

| | Reg. Voters | | Ballots Cast | % Turnout | Reg. Voters | | Total Votes | RYAN "BRAD" WILSON | BRYANT SMITH | BOB DUDA | GARY WRIGHT | CODY FLETCHER | WRITE IN |
|-----------------|-------------|----------|--------------|-----------|-------------|----------|-------------|--------------------|--------------|----------|-------------|---------------|----------|
| | Normal | Absentee | | | Normal | Absentee | | | | | | | |
| Normal | - | - | - | - | 0 | 0 | 0 | 0 | 0 | 0 | 0 | 0 | 0 |
| Absentee | - | 542 | 542 | - | 0 | 4 | 0 | - | 0 | - | 2 | 2 | 0 |
| Total | 56555 | 4694 | 4694 | 8.30% | 8 | 0 | 0 | - | 0 | - | 0 | 0 | 0 |
| Normal Absentee | 56555 | 56555 | 542 | 0.96% | 8 | 4 | 0 | - | 0 | - | 2 | 2 | 0 |
| Total | 56555 | 56555 | 5238 | 9.26% | 8 | 4 | 0 | - | 0 | - | 2 | 2 | 0 |

Paula Brink
Bob Duda
Bob Duda

Statement of Votes Cast
 GENERAL MUNICIPAL ELECTION
 CHRISTIAN COUNTY, MISSOURI
 TUESDAY, APRIL 7, 2020
 GENERAL MUNICIPAL ELECTION JUNE 2, 2020
 OFFICIAL RESULTS

Date: 6/5/2020
 Time: 12:33:49 PM

AVA R-I SCHOOL BOARD MEMBER

| Jurisdiction Wide | Reg. Voters | Total Votes | MICHAEL STEWART | VERNARD (VERN) L. DEATHERAG | KENNETH (KENNY) FLEETWOOD | MARK HENRY | TROY TREDWAY | LOWELL STRONG | WRITE IN |
|---------------------------------------|-------------|-------------|-----------------|-----------------------------|---------------------------|------------|--------------|---------------|----------|
| 1. E. BENTON / 3. BRUNER Normal | 5 | 0 | 0 | 0 | 0 | 0 | 0 | 0 | 0 |
| Absentee | | | | | | | | | |
| 2. WEST BENTON / 14. LINDEN Normal | | | | | | | | | |
| Absentee | | | | | | | | | |
| 5. RIVERSIDE #1 Normal | | | | | | | | | |
| Absentee | | | | | | | | | |
| 6. CASSIDY #1 Normal | | | | | | | | | |
| Absentee | | | | | | | | | |
| 7. W. FINLEY Normal | | | | | | | | | |
| Absentee | | | | | | | | | |
| 8. EAST FINLEY Normal | | | | | | | | | |
| Absentee | | | | | | | | | |
| 9. NORTH GALLOWAY Normal | | | | | | | | | |
| Absentee | | | | | | | | | |
| 10. SOUTH GALLOWAY Normal | | | | | | | | | |
| Absentee | | | | | | | | | |
| 12. LEADHILL / OLDFIELD Normal | 9 | 3 | 0 | 1 | 1 | 1 | 0 | 0 | 0 |
| Absentee | | | | 33.33% | 33.33% | 33.33% | | | |
| 13. LINCOLN #1 Normal | | | | | | | | | |
| Absentee | | | | | | | | | |
| 15. NORTH LINN Normal | | | | | | | | | |
| Absentee | | | | | | | | | |
| 17. MCCRACKEN Normal | | | | | | | | | |
| Absentee | | | | | | | | | |

Paula Brink
Paula Brink

Statement of Votes Cast
 GENERAL MUNICIPAL ELECTION
 CHRISTIAN COUNTY, MISSOURI
 TUESDAY, APRIL 7, 2020
 GENERAL MUNICIPAL ELECTION JUNE 2, 2020
 OFFICIAL RESULTS

Date: 6/5/2020
 Time: 12:33:49 PM

AVA R-1 SCHOOL BOARD MEMBER

| | Reg. Voters | Total Votes | MICHAEL STEWART | VERNARD (VERN) L. DEATHERAG | KENNETH (KENNY) FLEETWOOD | MARK HENRY | TROY TREDWAY | LOWELL STRONG | WRITE IN |
|-------------------------------|-------------|-------------|-----------------|-----------------------------|---------------------------|------------|--------------|---------------|----------|
| 20. POLK Normal | . | . | . | . | . | . | . | . | . |
| Absentee | . | . | . | . | . | . | . | . | . |
| 21 UNION CHAPEL 1 Normal | . | . | . | . | . | . | . | . | . |
| Absentee | . | . | . | . | . | . | . | . | . |
| 22. ROSEDALE #1A Normal | . | . | . | . | . | . | . | . | . |
| Absentee | . | . | . | . | . | . | . | . | . |
| 23. GARDEN GROVE Normal | . | . | . | . | . | . | . | . | . |
| Absentee | . | . | . | . | . | . | . | . | . |
| 24. NORTHVIEW #1 Normal | . | . | . | . | . | . | . | . | . |
| Absentee | . | . | . | . | . | . | . | . | . |
| 26. SPARTA Normal | . | . | . | . | . | . | . | . | . |
| Absentee | . | . | . | . | . | . | . | . | . |
| 27. UNION CHAPEL #2 Normal | . | . | . | . | . | . | . | . | . |
| Absentee | . | . | . | . | . | . | . | . | . |
| 28. ROSEDALE #2 Normal | . | . | . | . | . | . | . | . | . |
| Absentee | . | . | . | . | . | . | . | . | . |
| 29. NORTHVIEW #2 Normal | . | . | . | . | . | . | . | . | . |
| Absentee | . | . | . | . | . | . | . | . | . |
| 30. ROSEDALE 1B Normal | . | . | . | . | . | . | . | . | . |
| Absentee | . | . | . | . | . | . | . | . | . |
| 32. CASSIDY #2 Normal | . | . | . | . | . | . | . | . | . |
| Absentee | . | . | . | . | . | . | . | . | . |
| 33. LINCOLN #2 Normal | . | . | . | . | . | . | . | . | . |
| Absentee | . | . | . | . | . | . | . | . | . |
| 29. Northview #2-2 Normal | . | . | . | . | . | . | . | . | . |
| Absentee | . | . | . | . | . | . | . | . | . |

Carla Cecil *John Gruber* *Doc Brown*

Statement of Votes Cast
 GENERAL MUNICIPAL ELECTION
 CHRISTIAN COUNTY, MISSOURI
 TUESDAY, APRIL 7, 2020
 GENERAL MUNICIPAL ELECTION JUNE 2, 2020
 OFFICIAL RESULTS

Date: 6/5/2020
 Time: 12:33:49 PM

AVA R-I SCHOOL BOARD MEMBER

| | Reg. Voters | Total Votes | MICHAEL STEWART | VERNARD (VERN) L. DEATHERAG | KENNETH (KENNY) FLEETWOOD | MARK HENRY | TROY TREDWAY | LOWELL STRONG | WRITE IN |
|-------------------|-------------|-------------|-----------------|-----------------------------|---------------------------|------------|--------------|---------------|----------|
| ABSENTEE Normal | 0 | 0 | 0 | - | 0 | - | 0 | 0 | 0 |
| ABSENTEE Absentee | 0 | 0 | 0 | - | 0 | - | 0 | 0 | 0 |
| ABSENTEE Total | 14 | 3 | 0 | - | 0 | - | 0 | 0 | 0 |
| Normal | 14 | 3 | 0 | - | 1 | 33.33% | 0 | 0 | 0 |
| Absentee | 14 | 0 | 0 | - | 0 | - | 0 | 0 | 0 |
| Total | 14 | 3 | 0 | - | 1 | 33.33% | 1 | 33.33% | 0 |

Earla Grant *Donna Graham* *John Rump*

Statement of Votes Cast
 GENERAL MUNICIPAL ELECTION
 CHRISTIAN COUNTY, MISSOURI
 TUESDAY, APRIL 7, 2020
 GENERAL MUNICIPAL ELECTION JUNE 2, 2020
 OFFICIAL RESULTS

Date: 6/5/2020
 Time: 12:33:49 PM

OZARK R-VI SCHOOL BOARD MEMBER

OZARK R-VI SCHOOL DIST. QUESTION

| Jurisdiction Wide | Reg. Voters | Total Votes | SHANEL NELSON | | | | | JEFF LANNEY | | | | | TOM BASS | | | | | WRITE IN | | | | | Reg. Voters | Total Votes | YES | | NO | | | | | | | | |
|---------------------------------------|-------------|-------------|---------------|-------------|----------|----------|-------------|-------------|-----|-------|-------------|-------------|----------|--------|-----|--------|------|----------|------|------|------|------|-------------|-------------|------|------|------|------|------|------|------|------|------|------|------|
| | | | SHANEL NELSON | JEFF LANNEY | TOM BASS | WRITE IN | Reg. Voters | Total Votes | YES | NO | Reg. Voters | Total Votes | YES | NO | | | | | | | | | | | | | | | | | | | | | |
| 1. E. BENTON / 3. BRUNER Normal | - | - | - | - | - | - | - | - | - | - | - | - | - | - | - | - | - | - | - | - | - | - | - | - | - | - | - | - | - | - | - | - | - | - | |
| Absentee | - | - | - | - | - | - | - | - | - | - | - | - | - | - | - | - | - | - | - | - | - | - | - | - | - | - | - | - | - | - | - | - | - | - | |
| 2. WEST BENTON / 14. LINDEN Normal | 465 | 84 | 23 | 27.38% | 29 | 34.52% | 31 | 36.90% | 1 | 1.19% | 465 | 48 | 22 | 45.83% | 26 | 54.17% | 465 | 465 | 465 | 465 | 465 | 465 | 465 | 465 | 465 | 465 | 465 | 465 | 465 | 465 | 465 | 465 | 465 | 465 | |
| Absentee | 465 | 0 | 0 | - | 0 | - | 0 | - | 0 | - | 465 | 0 | 0 | - | 0 | - | 465 | 465 | 465 | 465 | 465 | 465 | 465 | 465 | 465 | 465 | 465 | 465 | 465 | 465 | 465 | 465 | 465 | 465 | 465 |
| 5. RIVERSIDE #1 Normal | 5336 | 1439 | 464 | 32.24% | 455 | 31.62% | 464 | 32.24% | 56 | 3.89% | 5336 | 796 | 531 | 66.71% | 265 | 33.29% | 5336 | 5336 | 5336 | 5336 | 5336 | 5336 | 5336 | 5336 | 5336 | 5336 | 5336 | 5336 | 5336 | 5336 | 5336 | 5336 | 5336 | 5336 | |
| Absentee | 5336 | 0 | 0 | - | 0 | - | 0 | - | 0 | - | 5336 | 0 | 0 | - | 0 | - | 5336 | 5336 | 5336 | 5336 | 5336 | 5336 | 5336 | 5336 | 5336 | 5336 | 5336 | 5336 | 5336 | 5336 | 5336 | 5336 | 5336 | 5336 | 5336 |
| 6. CASSIDY #1 Normal | 2686 | 591 | 173 | 29.27% | 204 | 34.52% | 190 | 32.15% | 24 | 4.06% | 2686 | 340 | 228 | 67.06% | 112 | 32.94% | 2686 | 2686 | 2686 | 2686 | 2686 | 2686 | 2686 | 2686 | 2686 | 2686 | 2686 | 2686 | 2686 | 2686 | 2686 | 2686 | 2686 | 2686 | |
| Absentee | 2686 | 0 | 0 | - | 0 | - | 0 | - | 0 | - | 2686 | 0 | 0 | - | 0 | - | 2686 | 2686 | 2686 | 2686 | 2686 | 2686 | 2686 | 2686 | 2686 | 2686 | 2686 | 2686 | 2686 | 2686 | 2686 | 2686 | 2686 | 2686 | 2686 |
| 7. W. FINLEY Normal | 3107 | 548 | 155 | 28.28% | 173 | 31.57% | 191 | 34.85% | 29 | 5.29% | 3107 | 329 | 195 | 59.27% | 134 | 40.73% | 3107 | 3107 | 3107 | 3107 | 3107 | 3107 | 3107 | 3107 | 3107 | 3107 | 3107 | 3107 | 3107 | 3107 | 3107 | 3107 | 3107 | 3107 | |
| Absentee | 3107 | 0 | 0 | - | 0 | - | 0 | - | 0 | - | 3107 | 0 | 0 | - | 0 | - | 3107 | 3107 | 3107 | 3107 | 3107 | 3107 | 3107 | 3107 | 3107 | 3107 | 3107 | 3107 | 3107 | 3107 | 3107 | 3107 | 3107 | 3107 | 3107 |
| 8. EAST FINLEY Normal | 4600 | 1110 | 359 | 32.34% | 351 | 31.62% | 379 | 34.14% | 21 | 1.89% | 4600 | 631 | 385 | 61.01% | 246 | 38.99% | 4600 | 4600 | 4600 | 4600 | 4600 | 4600 | 4600 | 4600 | 4600 | 4600 | 4600 | 4600 | 4600 | 4600 | 4600 | 4600 | 4600 | 4600 | |
| Absentee | 4600 | 0 | 0 | - | 0 | - | 0 | - | 0 | - | 4600 | 0 | 0 | - | 0 | - | 4600 | 4600 | 4600 | 4600 | 4600 | 4600 | 4600 | 4600 | 4600 | 4600 | 4600 | 4600 | 4600 | 4600 | 4600 | 4600 | 4600 | 4600 | 4600 |
| 9. NORTH GALLOWAY Normal | 752 | 118 | 37 | 31.36% | 35 | 29.66% | 43 | 36.44% | 3 | 2.54% | 752 | 67 | 37 | 55.22% | 30 | 44.78% | 752 | 752 | 752 | 752 | 752 | 752 | 752 | 752 | 752 | 752 | 752 | 752 | 752 | 752 | 752 | 752 | 752 | 752 | |
| Absentee | 752 | 0 | 0 | - | 0 | - | 0 | - | 0 | - | 752 | 0 | 0 | - | 0 | - | 752 | 752 | 752 | 752 | 752 | 752 | 752 | 752 | 752 | 752 | 752 | 752 | 752 | 752 | 752 | 752 | 752 | 752 | 752 |
| 10. SOUTH GALLOWAY Normal | - | - | - | - | - | - | - | - | - | - | - | - | - | - | - | - | - | - | - | - | - | - | - | - | - | - | - | - | - | - | - | - | - | - | |
| Absentee | - | - | - | - | - | - | - | - | - | - | - | - | - | - | - | - | - | - | - | - | - | - | - | - | - | - | - | - | - | - | - | - | - | - | - |
| 12. LEADHILL / OLDFIELD Normal | - | - | - | - | - | - | - | - | - | - | - | - | - | - | - | - | - | - | - | - | - | - | - | - | - | - | - | - | - | - | - | - | - | - | |
| Absentee | - | - | - | - | - | - | - | - | - | - | - | - | - | - | - | - | - | - | - | - | - | - | - | - | - | - | - | - | - | - | - | - | - | - | - |
| 13. LINCOLN #1 Normal | - | - | - | - | - | - | - | - | - | - | - | - | - | - | - | - | - | - | - | - | - | - | - | - | - | - | - | - | - | - | - | - | - | - | |
| Absentee | - | - | - | - | - | - | - | - | - | - | - | - | - | - | - | - | - | - | - | - | - | - | - | - | - | - | - | - | - | - | - | - | - | - | - |
| 15. NORTH LINN Normal | 738 | 256 | 86 | 33.59% | 72 | 28.12% | 87 | 33.98% | 11 | 4.30% | 738 | 148 | 64 | 43.24% | 84 | 56.76% | 738 | 738 | 738 | 738 | 738 | 738 | 738 | 738 | 738 | 738 | 738 | 738 | 738 | 738 | 738 | 738 | 738 | 738 | 738 |
| Absentee | 738 | 0 | 0 | - | 0 | - | 0 | - | 0 | - | 738 | 0 | 0 | - | 0 | - | 738 | 738 | 738 | 738 | 738 | 738 | 738 | 738 | 738 | 738 | 738 | 738 | 738 | 738 | 738 | 738 | 738 | 738 | 738 |
| 17. MCCRACKEN Normal | 1331 | 351 | 107 | 30.48% | 109 | 31.05% | 114 | 32.48% | 21 | 5.98% | 1331 | 197 | 117 | 59.39% | 80 | 40.61% | 1331 | 1331 | 1331 | 1331 | 1331 | 1331 | 1331 | 1331 | 1331 | 1331 | 1331 | 1331 | 1331 | 1331 | 1331 | 1331 | 1331 | 1331 | |
| Absentee | 1331 | 0 | 0 | - | 0 | - | 0 | - | 0 | - | 1331 | 0 | 0 | - | 0 | - | 1331 | 1331 | 1331 | 1331 | 1331 | 1331 | 1331 | 1331 | 1331 | 1331 | 1331 | 1331 | 1331 | 1331 | 1331 | 1331 | 1331 | 1331 | 1331 |

Carole B. Rank
Tom Bass

Statement of Votes Cast
 GENERAL MUNICIPAL ELECTION
 CHRISTIAN COUNTY, MISSOURI
 TUESDAY, APRIL 7, 2020
 GENERAL MUNICIPAL ELECTION JUNE 2, 2020
 OFFICIAL RESULTS

Date: 6/5/2020
 Time: 12:33:49 PM

OZARK R-VI SCHOOL BOARD MEMBER

OZARK R-VI SCHOOL DIST. QUESTION

| | Reg. Voters | Total Votes | SHANE L NELSON | | JEFF LANEY | | TOM BASS | | WRITE IN | | Reg. Voters | Total Votes | YES | | NO | |
|-------------------------------|-------------|-------------|----------------|--------|------------|--------|----------|--------|----------|-------|-------------|-------------|-------|--------|-------|--------|
| | | | Votes | % | Votes | % | Votes | % | Votes | % | | | Votes | % | Votes | % |
| 20. POLK Normal | - | - | - | - | - | - | - | - | - | - | - | - | - | - | - | - |
| Absentee | - | - | - | - | - | - | - | - | - | - | - | - | - | - | - | - |
| 21 UNION CHAPEL 1 Normal | - | - | - | - | - | - | - | - | - | - | - | - | - | - | - | - |
| Absentee | - | - | - | - | - | - | - | - | - | - | - | - | - | - | - | - |
| 22. ROSEDALE #1A Normal | - | - | - | - | - | - | - | - | - | - | - | - | - | - | - | - |
| Absentee | - | - | - | - | - | - | - | - | - | - | - | - | - | - | - | - |
| 23. GARDEN GROVE Normal | - | - | - | - | - | - | - | - | - | - | - | - | - | - | - | - |
| Absentee | - | - | - | - | - | - | - | - | - | - | - | - | - | - | - | - |
| 24. NORTHVIEW #1 Normal | - | - | - | - | - | - | - | - | - | - | - | - | - | - | - | - |
| Absentee | - | - | - | - | - | - | - | - | - | - | - | - | - | - | - | - |
| 26. SPARTA Normal | - | - | - | - | - | - | - | - | - | - | - | - | - | - | - | - |
| Absentee | - | - | - | - | - | - | - | - | - | - | - | - | - | - | - | - |
| 27. UNION CHAPEL #2 Normal | - | - | - | - | - | - | - | - | - | - | - | - | - | - | - | - |
| Absentee | - | - | - | - | - | - | - | - | - | - | - | - | - | - | - | - |
| 28. ROSEDALE #2 Normal | - | - | - | - | - | - | - | - | - | - | - | - | - | - | - | - |
| Absentee | - | - | - | - | - | - | - | - | - | - | - | - | - | - | - | - |
| 29. NORTHVIEW #2 Normal | - | - | - | - | - | - | - | - | - | - | - | - | - | - | - | - |
| Absentee | - | - | - | - | - | - | - | - | - | - | - | - | - | - | - | - |
| 30. ROSEDALE 1B Normal | - | - | - | - | - | - | - | - | - | - | - | - | - | - | - | - |
| Absentee | - | - | - | - | - | - | - | - | - | - | - | - | - | - | - | - |
| 32. CASSIDY #2 Normal | 3174 | 617 | 209 | 33.87% | 191 | 30.96% | 208 | 33.71% | 9 | 1.46% | 3174 | 331 | 193 | 58.31% | 138 | 41.69% |
| Absentee | 3174 | 0 | 0 | - | 0 | - | 0 | - | 0 | - | 3174 | 0 | 0 | - | 0 | - |
| 33. LINCOLN #2 Normal | - | - | - | - | - | - | - | - | - | - | - | - | - | - | - | - |
| Absentee | - | - | - | - | - | - | - | - | - | - | - | - | - | - | - | - |
| 29. Northview #2-2 Normal | 7 | 0 | 0 | - | 0 | - | 0 | - | 0 | - | 7 | 0 | 0 | - | 0 | - |
| Absentee | 7 | 0 | 0 | - | 0 | - | 0 | - | 0 | - | 7 | 0 | 0 | - | 0 | - |

Paula Burch *Phil Goble* *Tim Burch*

Statement of Votes Cast
 GENERAL MUNICIPAL ELECTION
 CHRISTIAN COUNTY, MISSOURI
 TUESDAY, APRIL 7, 2020
 GENERAL MUNICIPAL ELECTION JUNE 2, 2020
 OFFICIAL RESULTS

Date: 6/5/2020
 Time: 12:33:49 PM

OZARK R-VI SCHOOL BOARD MEMBER

OZARK R-VI SCHOOL DIST. QUESTION

| | Reg. Voters | Total Votes | SHANEL NELSON | | JEFF LANNEY | | TOM BASS | | WRITE IN | | Reg. Voters | Total Votes | YES | | NO | |
|-----------------|-------------|-------------|---------------|--------|-------------|--------|----------|--------|----------|-------|-------------|-------------|-------|--------|-------|--------|
| | | | Votes | % | Votes | % | Votes | % | Votes | % | | | Votes | % | Votes | % |
| ABSENTEE Normal | 0 | 0 | 0 | - | 0 | - | 0 | - | 0 | - | 0 | 0 | 0 | - | 0 | - |
| ABSENTEE Total | 0 | 511 | 174 | 34.05% | 160 | 31.31% | 170 | 33.27% | 7 | 1.37% | 0 | 264 | 186 | 70.45% | 78 | 29.55% |
| Normal | 22196 | 5114 | 1613 | 31.54% | 1619 | 31.66% | 1707 | 33.38% | 175 | 3.42% | 22196 | 2867 | 1772 | 61.38% | 1115 | 38.62% |
| Absentee | 22196 | 511 | 174 | 34.05% | 160 | 31.31% | 170 | 33.27% | 7 | 1.37% | 22196 | 264 | 186 | 70.45% | 78 | 29.55% |
| Total | 22196 | 5625 | 1787 | 31.77% | 1779 | 31.63% | 1877 | 33.37% | 182 | 3.24% | 22196 | 3151 | 1958 | 62.14% | 1193 | 37.86% |

John Carter
Barla E. Smith
Donna L. Brown


Statement of Votes Cast
 GENERAL MUNICIPAL ELECTION
 CHRISTIAN COUNTY, MISSOURI
 TUESDAY, APRIL 7, 2020
 GENERAL MUNICIPAL ELECTION JUNE 2, 2020
 OFFICIAL RESULTS

Date: 6/5/2020
 Time: 12:33:49 PM

REPUBLIC R-III SCHOOL DIST. DIRECTOR

| Jurisdiction Wide | Reg. Voters | Total Votes | DENNY LAWSON | JOHN PARKER | TAMMY MESSIER | SAM HAYES | WRITE IN |
|---------------------------------------|-------------|-------------|--------------|-------------|---------------|-----------|----------|
| 1. E. BENTON / 3. BRUNER Normal | - | - | - | - | - | - | - |
| Absentee | - | - | - | - | - | - | - |
| 2. WEST BENTON / 14. LINDEN Normal | - | - | - | - | - | - | - |
| Absentee | - | - | - | - | - | - | - |
| 5. RIVERSIDE #1 Normal | - | - | - | - | - | - | - |
| Absentee | - | - | - | - | - | - | - |
| 6. CASSIDY #1 Normal | - | - | - | - | - | - | - |
| Absentee | - | - | - | - | - | - | - |
| 7. W. FINLEY Normal | - | - | - | - | - | - | - |
| Absentee | - | - | - | - | - | - | - |
| 8. EAST FINLEY Normal | - | - | - | - | - | - | - |
| Absentee | - | - | - | - | - | - | - |
| 9. NORTH GALLOWAY Normal | - | - | - | - | - | - | - |
| Absentee | - | - | - | - | - | - | - |
| 10. SOUTH GALLOWAY Normal | - | - | - | - | - | - | - |
| Absentee | - | - | - | - | - | - | - |
| 12. LEADHILL / OLDFIELD Normal | - | - | - | - | - | - | - |
| Absentee | - | - | - | - | - | - | - |
| 13. LINCOLN #1 Normal | - | - | - | - | - | - | - |
| Absentee | - | - | - | - | - | - | - |
| 15. NORTH LINN Normal | - | - | - | - | - | - | - |
| Absentee | - | - | - | - | - | - | - |
| 17. MCCRACKEN Normal | - | - | - | - | - | - | - |
| Absentee | - | - | - | - | - | - | - |

Paula Frank
for Bruner



Statement of Votes Cast
 GENERAL MUNICIPAL ELECTION
 CHRISTIAN COUNTY, MISSOURI
 TUESDAY, APRIL 7, 2020
 GENERAL MUNICIPAL ELECTION JUNE 2, 2020
 OFFICIAL RESULTS

Date: 6/5/2020
 Time: 12:33:49 PM

REPUBLIC R-III SCHOOL DIST. DIRECTOR

| | Reg. Voters | Total Votes | DENNY LAWSON | JOHN PARKER | TAMMY MESSIER | SAM HAYES | WRITE IN |
|-------------------------------|-------------|-------------|--------------|-------------|---------------|-----------|----------|
| 20. POLK Normal | 108 | 0 | 0 | 0 | 0 | 0 | 0 |
| Absentee | 108 | 0 | 0 | 0 | 0 | 0 | 0 |
| 21. UNION CHAPEL 1 Normal | - | - | - | - | - | - | - |
| Absentee | - | - | - | - | - | - | - |
| 22. ROSEDALE #1A Normal | - | - | - | - | - | - | - |
| Absentee | - | - | - | - | - | - | - |
| 23. GARDEN GROVE Normal | - | - | - | - | - | - | - |
| Absentee | - | - | - | - | - | - | - |
| 24. NORTHVIEW #1 Normal | - | - | - | - | - | - | - |
| Absentee | - | - | - | - | - | - | - |
| 26. SPARTA Normal | - | - | - | - | - | - | - |
| Absentee | - | - | - | - | - | - | - |
| 27. UNION CHAPEL #2 Normal | 162 | 10 | 3 30.00% | 3 30.00% | 3 30.00% | 1 10.00% | 0 |
| Absentee | 162 | 0 | 0 | 0 | 0 | 0 | 0 |
| 28. ROSEDALE #2 Normal | - | - | - | - | - | - | - |
| Absentee | - | - | - | - | - | - | - |
| 29. NORTHVIEW #2 Normal | - | - | - | - | - | - | - |
| Absentee | - | - | - | - | - | - | - |
| 30. ROSEDALE 1B Normal | - | - | - | - | - | - | - |
| Absentee | - | - | - | - | - | - | - |
| 32. CASSIDY #2 Normal | - | - | - | - | - | - | - |
| Absentee | - | - | - | - | - | - | - |
| 33. LINCOLN #2 Normal | 180 | 18 | 5 27.78% | 6 33.33% | 4 22.22% | 3 16.67% | 0 |
| Absentee | 180 | 0 | 0 | 0 | 0 | 0 | 0 |
| 29. Northview #2-2 Normal | - | - | - | - | - | - | - |
| Absentee | - | - | - | - | - | - | - |

Boyle Bank
The Treasurer

Statement of Votes Cast
 GENERAL MUNICIPAL ELECTION
 CHRISTIAN COUNTY, MISSOURI
 TUESDAY, APRIL 7, 2020
 GENERAL MUNICIPAL ELECTION JUNE 2, 2020
 OFFICIAL RESULTS

Date: 6/5/2020
 Time: 12:33:49 PM

REPUBLIC R-III SCHOOL DIST. DIRECTOR

| ABSENTEE | Reg. Voters | Total Votes | DENNY LAWSON | | JOHN PARKER | | TAMMY MESSIER | | SAM HAYES | | WRITE IN | |
|-----------------|-------------|-------------|--------------|--------|-------------|--------|---------------|--------|-----------|--------|----------|---|
| | | | 0 | 0 | 0 | 0 | 2 | 0 | 0 | 0 | 0 | 0 |
| Normal Absentee | 0 | 9 | 3 | 33.33% | 3 | 33.33% | 2 | 22.22% | 1 | 11.11% | 0 | - |
| Total | 450 | 28 | 8 | 28.57% | 9 | 32.14% | 7 | 25.00% | 4 | 14.29% | 0 | - |
| Normal Absentee | 450 | 9 | 3 | 33.33% | 3 | 33.33% | 2 | 22.22% | 1 | 11.11% | 0 | - |
| Total | 450 | 37 | 11 | 29.73% | 12 | 32.43% | 9 | 24.32% | 5 | 13.51% | 0 | - |


 John Parker
 Board Chair
 Fire Agency

Statement of Votes Cast
 GENERAL MUNICIPAL ELECTION
 CHRISTIAN COUNTY, MISSOURI
 TUESDAY, APRIL 7, 2020
 GENERAL MUNICIPAL ELECTION JUNE 2, 2020
 OFFICIAL RESULTS

Date: 6/5/2020
 Time: 12:33:49 PM

SPARTA R-II SCHOOL BOARD MEMBER, 3 YR TERM

| Jurisdiction Wide | Reg. Voters | Total Votes | DANNY J. RAINS | AMY FORGEY | DANNY SCHNIEDER | KATRINA SELSOR | STORMY PHILLIPS | KEITH ROLLER | WRITE IN | |
|-----------------------------|-------------|-------------|----------------|------------|-----------------|----------------|-----------------|--------------|-----------|---------|
| 1. E. BENTON / 3. BRUNER | Normal | 652 | 160 | 35 21.86% | 25 15.62% | 25 15.62% | 23 14.38% | 13 8.12% | 37 23.12% | 2 1.25% |
| Absentee | 652 | 0 | 0 | - | 0 | 0 | - | 0 | 0 | - |
| 2. WEST BENTON / 14. LINDEN | Normal | 127 | 27 | 5 18.52% | 5 18.52% | 4 14.81% | 5 18.52% | 3 11.11% | 5 18.52% | 0 |
| Absentee | 127 | 0 | 0 | - | 0 | - | 0 | - | 0 | - |
| 5. RIVERSIDE #1 | Normal | - | - | - | - | - | - | - | - | - |
| Absentee | - | - | - | - | - | - | - | - | - | - |
| 6. CASSIDY #1 | Normal | - | - | - | - | - | - | - | - | - |
| Absentee | - | - | - | - | - | - | - | - | - | - |
| 7. W. FINLEY | Normal | - | - | - | - | - | - | - | - | - |
| Absentee | - | - | - | - | - | - | - | - | - | - |
| 8. EAST FINLEY | Normal | - | - | - | - | - | - | - | - | - |
| Absentee | - | - | - | - | - | - | - | - | - | - |
| 9. NORTH GALLOWAY | Normal | - | - | - | - | - | - | - | - | - |
| Absentee | - | - | - | - | - | - | - | - | - | - |
| 10. SOUTH GALLOWAY | Normal | - | - | - | - | - | - | - | - | - |
| Absentee | - | - | - | - | - | - | - | - | - | - |
| 12. LEADHILL / OLDFIELD | Normal | 27 | 5 | 0 | 2 40.00% | 1 20.00% | 0 | 0 | 2 40.00% | 0 |
| Absentee | 27 | 0 | 0 | - | 0 | - | 0 | - | 0 | - |
| 13. LINCOLN #1 | Normal | - | - | - | - | - | - | - | - | - |
| Absentee | - | - | - | - | - | - | - | - | - | - |
| 15. NORTH LINN | Normal | 1 | 0 | 0 | 0 | 0 | 0 | 0 | 0 | 0 |
| Absentee | 1 | 0 | 0 | - | 0 | - | 0 | - | 0 | - |
| 17. MCCrackEN | Normal | 415 | 64 | 13 20.31% | 10 15.62% | 9 14.06% | 10 15.62% | 4 6.25% | 17 26.56% | 1 1.56% |
| Absentee | 415 | 0 | 0 | - | 0 | - | 0 | - | 0 | - |

For Runney
Paul Beaulieu
John Galloway

Statement of Votes Cast
 GENERAL MUNICIPAL ELECTION
 CHRISTIAN COUNTY, MISSOURI
 TUESDAY, APRIL 7, 2020
 GENERAL MUNICIPAL ELECTION JUNE 2, 2020
 OFFICIAL RESULTS

Date: 6/5/2020
 Time: 12:33:49 PM

SPARTA R-II SCHOOL BOARD MEMBER, 3 YR TERM

| | Reg. Voters | Total Votes | DANNY J. RAINS | AMY FORGEY | DANNY SCHNIEDER | KATRINA SELSOR | STORMY PHILLIPS | KEITH ROLLER | WRITE IN |
|-------------------------------|-------------|-------------|----------------|------------|-----------------|----------------|-----------------|--------------|----------|
| 20. POLK Normal | | | | | | | | | |
| Absentee | | | | | | | | | |
| 21 UNION CHAPEL 1 Normal | | | | | | | | | |
| Absentee | | | | | | | | | |
| 22. ROSEDALE #1A Normal | | | | | | | | | |
| Absentee | | | | | | | | | |
| 23. GARDEN GROVE Normal | | | | | | | | | |
| Absentee | | | | | | | | | |
| 24. NORTHVIEW #1 Normal | | | | | | | | | |
| Absentee | | | | | | | | | |
| 26. SPARTA Normal | 1776 | 440 | 93 | 59 | 86 | 74 | 9 | 117 | 2 |
| Absentee | 1776 | 0 | 0 | 0 | 0 | 0 | 0 | 0 | 0 |
| 27. UNION CHAPEL #2 Normal | | | | | | | | | |
| Absentee | | | | | | | | | |
| 28. ROSEDALE #2 Normal | | | | | | | | | |
| Absentee | | | | | | | | | |
| 29. NORTHVIEW #2 Normal | | | | | | | | | |
| Absentee | | | | | | | | | |
| 30. ROSEDALE 1B Normal | | | | | | | | | |
| Absentee | | | | | | | | | |
| 32. CASSIDY #2 Normal | | | | | | | | | |
| Absentee | | | | | | | | | |
| 33. LINCOLN #2 Normal | | | | | | | | | |
| Absentee | | | | | | | | | |
| 29. Northview #2-2 Normal | | | | | | | | | |
| Absentee | | | | | | | | | |

Carle Bank
Don Quave
Paul Bank

Statement of Votes Cast
 GENERAL MUNICIPAL ELECTION
 CHRISTIAN COUNTY, MISSOURI
 TUESDAY, APRIL 7, 2020
 GENERAL MUNICIPAL ELECTION JUNE 2, 2020
 OFFICIAL RESULTS

Date: 6/5/2020
 Time: 12:33:49 PM

SPARTA R-III SCHOOL BOARD MEMBER, 3 YR TERM

| | Reg. Voters | Total Votes | DANNY J. RAINS | | AMY FORGEY | | DANNY SCHNIEDER | | KATRINA SELSOR | | STORMY PHILLIPS | | KEITH ROLLER | | WRITE IN |
|-----------------|-------------|-------------|----------------|--------|------------|--------|-----------------|--------|----------------|--------|-----------------|-------|--------------|--------|----------|
| | | | Votes | % | Votes | % | Votes | % | Votes | % | Votes | % | Votes | % | |
| ABSENTEE | | | | | | | | | | | | | | | |
| Normal | 0 | 0 | 0 | - | 0 | - | 0 | - | 0 | - | 0 | - | 0 | - | 0 |
| Absentee | 0 | 57 | 6 | 10.53% | 9 | 15.79% | 9 | 15.79% | 14 | 24.56% | 4 | 7.02% | 15 | 26.32% | 0 |
| Total | | | | | | | | | | | | | | | |
| Normal | 2998 | 696 | 146 | 20.98% | 101 | 14.51% | 125 | 17.96% | 112 | 16.09% | 29 | 4.17% | 178 | 25.57% | 5 |
| Absentee | 2998 | 57 | 6 | 10.53% | 9 | 15.79% | 9 | 15.79% | 14 | 24.56% | 4 | 7.02% | 15 | 26.32% | 0 |
| Total | | | | | | | | | | | | | | | |
| | 2998 | 753 | 152 | 20.19% | 110 | 14.61% | 134 | 17.80% | 126 | 16.73% | 33 | 4.38% | 193 | 25.63% | 5 |

Paul Brown
Tom Brown
Paul Brown
Paul Brown

Statement of Votes Cast
 GENERAL MUNICIPAL ELECTION
 CHRISTIAN COUNTY, MISSOURI
 TUESDAY, APRIL 7, 2020
 GENERAL MUNICIPAL ELECTION JUNE 2, 2020
 OFFICIAL RESULTS

Date: 6/5/2020
 Time: 12:33:49 PM

SPARTA R-III SCHOOL BOARD MEMBER, 1
 YR TERM

| Jurisdiction Wide | Reg. Voters | Total | RAYMOND | | WRITE IN |
|-----------------------------|-------------|-------|---------------|---------|----------|
| | | | MICHAEL EATON | | |
| 1. E. BENTON / 3. BRUNER | | | | | |
| Normal | 652 | 45 | 43 | 95.56% | 2 |
| Absentee | 652 | 0 | 0 | - | 0 |
| 2. WEST BENTON / 14. LINDEN | | | | | |
| Normal | 127 | 10 | 10 | 100.00% | 0 |
| Absentee | 127 | 0 | 0 | - | 0 |
| 5. RIVERSIDE #1 | | | | | |
| Normal | - | - | - | - | - |
| Absentee | - | - | - | - | - |
| 6. CASSIDY #1 | | | | | |
| Normal | - | - | - | - | - |
| Absentee | - | - | - | - | - |
| 7. W. FINLEY | | | | | |
| Normal | - | - | - | - | - |
| Absentee | - | - | - | - | - |
| 8. EAST FINLEY | | | | | |
| Normal | - | - | - | - | - |
| Absentee | - | - | - | - | - |
| 9. NORTH GALLOWAY | | | | | |
| Normal | - | - | - | - | - |
| Absentee | - | - | - | - | - |
| 10. SOUTH GALLOWAY | | | | | |
| Normal | - | - | - | - | - |
| Absentee | - | - | - | - | - |
| 12. LEADHILL / OLDFIELD | | | | | |
| Normal | 27 | 0 | 0 | - | 0 |
| Absentee | 27 | 0 | 0 | - | 0 |
| 13. LINCOLN #1 | | | | | |
| Normal | - | - | - | - | - |
| Absentee | - | - | - | - | - |
| 15. NORTH LINN | | | | | |
| Normal | 1 | 0 | 0 | - | 0 |
| Absentee | 1 | 0 | 0 | - | 0 |
| 17. McCracken | | | | | |
| Normal | 415 | 23 | 22 | 95.65% | 1 |
| Absentee | 415 | 0 | 0 | - | 0 |

Paul Brink
For County
Paul Brink
Paul Brink

Statement of Votes Cast
 GENERAL MUNICIPAL ELECTION
 CHRISTIAN COUNTY, MISSOURI
 TUESDAY, APRIL 7, 2020
 GENERAL MUNICIPAL ELECTION JUNE 2, 2020
 OFFICIAL RESULTS

Date: 6/5/2020
 Time: 12:33:49 PM

SPARTA R-III SCHOOL BOARD MEMBER, 1
 YR TERM

| | Reg. Voters | Total Votes | RAYMOND MICHAEL EATON | | WRITE IN |
|-------------------------------|-------------|-------------|-----------------------|--------|----------|
| | | | | | |
| 20. POLK Normal | - | - | - | - | - |
| Absentee | - | - | - | - | - |
| 21 UNION CHAPEL 1 Normal | - | - | - | - | - |
| Absentee | - | - | - | - | - |
| 22. ROSEDALE #1A Normal | - | - | - | - | - |
| Absentee | - | - | - | - | - |
| 23. GARDEN GROVE Normal | - | - | - | - | - |
| Absentee | - | - | - | - | - |
| 24. NORTHVIEW #1 Normal | - | - | - | - | - |
| Absentee | - | - | - | - | - |
| 26. SPARTA Normal | 1776 | 125 | 122 | 97.60% | 3 2.40% |
| Absentee | 1776 | 0 | 0 | - | 0 |
| 27. UNION CHAPEL #2 Normal | - | - | - | - | - |
| Absentee | - | - | - | - | - |
| 28. ROSEDALE #2 Normal | - | - | - | - | - |
| Absentee | - | - | - | - | - |
| 29. NORTHVIEW #2 Normal | - | - | - | - | - |
| Absentee | - | - | - | - | - |
| 30. ROSEDALE 1B Normal | - | - | - | - | - |
| Absentee | - | - | - | - | - |
| 32. CASSIDY #2 Normal | - | - | - | - | - |
| Absentee | - | - | - | - | - |
| 33. LINCOLN #2 Normal | - | - | - | - | - |
| Absentee | - | - | - | - | - |
| 29. Northview #2-2 Normal | - | - | - | - | - |
| Absentee | - | - | - | - | - |

Paul E. ...

Statement of Votes Cast
 GENERAL MUNICIPAL ELECTION
 CHRISTIAN COUNTY, MISSOURI
 TUESDAY, APRIL 7, 2020
 GENERAL MUNICIPAL ELECTION JUNE 2, 2020
 OFFICIAL RESULTS

Date: 6/5/2020
 Time: 12:33:49 PM

SPARTA R-II SCHOOL BOARD MEMBER, 1
 YR TERM

| | Reg. Voters | Total Votes | RAYMOND MICHAEL EATON | | WRITE IN |
|-----------------|-------------|-------------|-----------------------|---------|----------|
| | | | | | |
| ABSENTEE Normal | 0 | 0 | 0 | - | 0 |
| Absentee Total | 0 | 17 | 17 | 100.00% | 0 |
| Normal | 2998 | 203 | 197 | 97.04% | 6 |
| Absentee Total | 2998 | 17 | 17 | 100.00% | 0 |
| Total | 2998 | 220 | 214 | 97.27% | 6 |
| | | | | | 2.73% |

Paul E. Smith
Joe Brown

Statement of Votes Cast
 GENERAL MUNICIPAL ELECTION
 CHRISTIAN COUNTY, MISSOURI
 TUESDAY, APRIL 7, 2020
 GENERAL MUNICIPAL ELECTION JUNE 2, 2020
 OFFICIAL RESULTS

Date: 6/5/2020
 Time: 12:33:49 PM

BILLINGS R-IV SCHOOL BOARD MEMBERS

| Jurisdiction Wide | Reg. Voters | Total Votes | MIKE MOORE | LOU ANN BROWN | NINA LANNEY-VESCI | RONALD (ROWDY) RICKARD | WRITE IN |
|---------------------------------------|-------------|-------------|------------|---------------|-------------------|------------------------|----------|
| 1. E. BENTON / 3. BRUNER Normal | - | - | - | - | - | - | - |
| Absentee | - | - | - | - | - | - | - |
| 2. WEST BENTON / 14. LINDEN Normal | - | - | - | - | - | - | - |
| Absentee | - | - | - | - | - | - | - |
| 5. RIVERSIDE #1 Normal | - | - | - | - | - | - | - |
| Absentee | - | - | - | - | - | - | - |
| 6. CASSIDY #1 Normal | - | - | - | - | - | - | - |
| Absentee | - | - | - | - | - | - | - |
| 7. W. FINLEY Normal | - | - | - | - | - | - | - |
| Absentee | - | - | - | - | - | - | - |
| 8. EAST FINLEY Normal | - | - | - | - | - | - | - |
| Absentee | - | - | - | - | - | - | - |
| 9. NORTH GALLOWAY Normal | - | - | - | - | - | - | - |
| Absentee | - | - | - | - | - | - | - |
| 10. SOUTH GALLOWAY Normal | - | - | - | - | - | - | - |
| Absentee | - | - | - | - | - | - | - |
| 12. LEADHILL / OLDFIELD Normal | - | - | - | - | - | - | - |
| Absentee | - | - | - | - | - | - | - |
| 13. LINCOLN #1 Normal | - | - | - | - | - | - | - |
| Absentee | - | - | - | - | - | - | - |
| 15. NORTH LINN Normal | - | - | - | - | - | - | - |
| Absentee | - | - | - | - | - | - | - |
| 17. MCCRACKEN Normal | - | - | - | - | - | - | - |
| Absentee | - | - | - | - | - | - | - |

Bank Branch
Joe Anne
John Baker

Statement of Votes Cast
 GENERAL MUNICIPAL ELECTION
 CHRISTIAN COUNTY, MISSOURI
 TUESDAY, APRIL 7, 2020
 GENERAL MUNICIPAL ELECTION JUNE 2, 2020
 OFFICIAL RESULTS

Date: 6/5/2020
 Time: 12:33:49 PM

BILLINGS R-IV SCHOOL BOARD MEMBERS

| | Reg. Voters | Total Votes | MIKE MOORE | | LOU ANN BROWN | | NINA LANNEY-VESCI | | RONALD (ROWDY) RICKARD | | WRITE IN | |
|----------------------------|-------------|-------------|------------|------------|---------------|------------|-------------------|------------|------------------------|------------|----------|-------|
| | | | Count | Percentage | Count | Percentage | Count | Percentage | Count | Percentage | | |
| 20. POLK Normal | 2012 | 278 | 81 | 29.14% | 79 | 28.42% | 63 | 22.66% | 49 | 17.53% | 8 | 2.16% |
| Absentee | 2012 | 0 | 0 | - | 0 | - | 0 | - | 0 | - | 0 | - |
| 21 UNION CHAPEL 1 Normal | - | - | - | - | - | - | - | - | - | - | - | - |
| Absentee | - | - | - | - | - | - | - | - | - | - | - | - |
| 22. ROSEDALE #1A Normal | - | - | - | - | - | - | - | - | - | - | - | - |
| Absentee | - | - | - | - | - | - | - | - | - | - | - | - |
| 23. GARDEN GROVE Normal | - | - | - | - | - | - | - | - | - | - | - | - |
| Absentee | - | - | - | - | - | - | - | - | - | - | - | - |
| 24. NORTHVIEW #1 Normal | - | - | - | - | - | - | - | - | - | - | - | - |
| Absentee | - | - | - | - | - | - | - | - | - | - | - | - |
| 26. SPARTA Normal | - | - | - | - | - | - | - | - | - | - | - | - |
| Absentee | - | - | - | - | - | - | - | - | - | - | - | - |
| 27. UNION CHAPEL #2 Normal | - | - | - | - | - | - | - | - | - | - | - | - |
| Absentee | - | - | - | - | - | - | - | - | - | - | - | - |
| 28. ROSEDALE #2 Normal | - | - | - | - | - | - | - | - | - | - | - | - |
| Absentee | - | - | - | - | - | - | - | - | - | - | - | - |
| 29. NORTHVIEW #2 Normal | - | - | - | - | - | - | - | - | - | - | - | - |
| Absentee | - | - | - | - | - | - | - | - | - | - | - | - |
| 30. ROSEDALE 1B Normal | - | - | - | - | - | - | - | - | - | - | - | - |
| Absentee | - | - | - | - | - | - | - | - | - | - | - | - |
| 32. CASSIDY #2 Normal | - | - | - | - | - | - | - | - | - | - | - | - |
| Absentee | - | - | - | - | - | - | - | - | - | - | - | - |
| 33. LINCOLN #2 Normal | 2 | 0 | 0 | - | 0 | - | 0 | - | 0 | - | 0 | - |
| Absentee | 2 | 0 | 0 | - | 0 | - | 0 | - | 0 | - | 0 | - |
| 29. Northview #2-2 Normal | - | - | - | - | - | - | - | - | - | - | - | - |
| Absentee | - | - | - | - | - | - | - | - | - | - | - | - |

Billings R-IV School Board
Paul Grant
Donna
Steve
Wendell

Statement of Votes Cast
 GENERAL MUNICIPAL ELECTION
 CHRISTIAN COUNTY, MISSOURI
 TUESDAY, APRIL 7, 2020
 GENERAL MUNICIPAL ELECTION JUNE 2, 2020
 OFFICIAL RESULTS

Date: 6/5/2020
 Time: 12:33:49 PM

BILLINGS R-IV SCHOOL BOARD MEMBERS

| | Reg. Voters | Total Votes | MIKE MOORE | | LOU ANN BROWN | | NINA LANEY- VESCOI | | RONALD (ROWDY) RICKARD | | WRITE IN |
|--------------------|----------------|----------------|------------|--------|------------------|--------|-----------------------|--------|------------------------------|--------|----------|
| | | | | | | | | | | | |
| ABSENTEE Normal | 0 | 0 | 0 | - | 0 | - | 0 | - | 0 | - | 0 |
| Absentee | 0 | 23 | 7 | 30.43% | 7 | 30.43% | 4 | 17.39% | 5 | 21.74% | 0 |
| Total | 2014 | 278 | 81 | 29.14% | 79 | 28.42% | 63 | 22.66% | 49 | 17.63% | 6 |
| Normal | 2014 | 23 | 7 | 30.43% | 7 | 30.43% | 4 | 17.39% | 5 | 21.74% | 0 |
| Absentee | 2014 | 301 | 88 | 29.24% | 86 | 28.57% | 67 | 22.26% | 54 | 17.94% | 6 |
| Total | | | | | | | | | | | |

Paul Smith
John Smith
John Smith

Statement of Votes Cast
 GENERAL MUNICIPAL ELECTION
 CHRISTIAN COUNTY, MISSOURI
 TUESDAY, APRIL 7, 2020
 GENERAL MUNICIPAL ELECTION JUNE 2, 2020
 OFFICIAL RESULTS

Date: 6/5/2020
 Time: 12:33:49 PM

FORDLAND R-III SCHOOL BOARD MEMBER

| Jurisdiction Wide | Reg. Voters | Total Votes | CYNTHIA SUSANNE | JOSHUA BURKS | CORY R RENNERT | SCOTT BAILEY | PAUL SOUTHARD | JEFF CRIGER | WRITE IN |
|---------------------------------------|-------------|-------------|-----------------|--------------|----------------|--------------|---------------|-------------|----------|
| 1. E. BENTON / 3. BRUNER Normal | 132 | 14 | 5 35.71% | 1 7.14% | 2 14.29% | 1 7.14% | 1 7.14% | 2 14.29% | 2 14.29% |
| Absentee | 132 | 0 | 0 | 0 | 0 | 0 | 0 | 0 | 0 |
| 2. WEST BENTON / 14. LINDEN Normal | - | - | - | - | - | - | - | - | - |
| Absentee | - | - | - | - | - | - | - | - | - |
| 5. RIVERSIDE #1 Normal | - | - | - | - | - | - | - | - | - |
| Absentee | - | - | - | - | - | - | - | - | - |
| 6. CASSIDY #1 Normal | - | - | - | - | - | - | - | - | - |
| Absentee | - | - | - | - | - | - | - | - | - |
| 7. W. FINLEY Normal | - | - | - | - | - | - | - | - | - |
| Absentee | - | - | - | - | - | - | - | - | - |
| 8. EAST FINLEY Normal | - | - | - | - | - | - | - | - | - |
| Absentee | - | - | - | - | - | - | - | - | - |
| 9. NORTH GALLOWAY Normal | - | - | - | - | - | - | - | - | - |
| Absentee | - | - | - | - | - | - | - | - | - |
| 10. SOUTH GALLOWAY Normal | - | - | - | - | - | - | - | - | - |
| Absentee | - | - | - | - | - | - | - | - | - |
| 12. LEADHILL / OLDFIELD Normal | - | - | - | - | - | - | - | - | - |
| Absentee | - | - | - | - | - | - | - | - | - |
| 13. LINCOLN #1 Normal | - | - | - | - | - | - | - | - | - |
| Absentee | - | - | - | - | - | - | - | - | - |
| 15. NORTH LINN Normal | - | - | - | - | - | - | - | - | - |
| Absentee | - | - | - | - | - | - | - | - | - |
| 17. MCCRACKEN Normal | - | - | - | - | - | - | - | - | - |
| Absentee | - | - | - | - | - | - | - | - | - |

Carola Frank
For Renner

Statement of Votes Cast
 GENERAL MUNICIPAL ELECTION
 CHRISTIAN COUNTY, MISSOURI
 TUESDAY, APRIL 7, 2020
 GENERAL MUNICIPAL ELECTION JUNE 2, 2020
 OFFICIAL RESULTS

Date: 6/5/2020
 Time: 12:33:49 PM

FORDLAND R-III SCHOOL BOARD MEMBER

| | Reg. Voters | Total Votes | CYNTHIA SUSANNE | JOSHUA BURKS | CORY R RENNEN | SCOTT BAILEY | PAUL SOUTHARD | JEFF CRIGER | WRITE IN |
|-------------------------------|-------------|-------------|-----------------|--------------|---------------|--------------|---------------|-------------|----------|
| 20. POLK Normal | . | . | . | . | . | . | . | . | . |
| Absentee | . | . | . | . | . | . | . | . | . |
| 21 UNION CHAPEL 1 Normal | . | . | . | . | . | . | . | . | . |
| Absentee | . | . | . | . | . | . | . | . | . |
| 22. ROSEDALE #1A Normal | . | . | . | . | . | . | . | . | . |
| Absentee | . | . | . | . | . | . | . | . | . |
| 23. GARDEN GROVE Normal | . | . | . | . | . | . | . | . | . |
| Absentee | . | . | . | . | . | . | . | . | . |
| 24. NORTHVIEW #1 Normal | . | . | . | . | . | . | . | . | . |
| Absentee | . | . | . | . | . | . | . | . | . |
| 26. SPARTA Normal | . | . | . | . | . | . | . | . | . |
| Absentee | . | . | . | . | . | . | . | . | . |
| 27. UNION CHAPEL #2 Normal | . | . | . | . | . | . | . | . | . |
| Absentee | . | . | . | . | . | . | . | . | . |
| 28. ROSEDALE #2 Normal | . | . | . | . | . | . | . | . | . |
| Absentee | . | . | . | . | . | . | . | . | . |
| 29. NORTHVIEW #2 Normal | . | . | . | . | . | . | . | . | . |
| Absentee | . | . | . | . | . | . | . | . | . |
| 30. ROSEDALE 1B Normal | . | . | . | . | . | . | . | . | . |
| Absentee | . | . | . | . | . | . | . | . | . |
| 32. CASSIDY #2 Normal | . | . | . | . | . | . | . | . | . |
| Absentee | . | . | . | . | . | . | . | . | . |
| 33. LINCOLN #2 Normal | . | . | . | . | . | . | . | . | . |
| Absentee | . | . | . | . | . | . | . | . | . |
| 29. Northview #2-2 Normal | . | . | . | . | . | . | . | . | . |
| Absentee | . | . | . | . | . | . | . | . | . |

Ernie Ernie *Tommy Graham* *Dr. Russell*

Statement of Votes Cast
 GENERAL MUNICIPAL ELECTION
 CHRISTIAN COUNTY, MISSOURI
 TUESDAY, APRIL 7, 2020
 GENERAL MUNICIPAL ELECTION JUNE 2, 2020
 OFFICIAL RESULTS

Date: 6/5/2020
 Time: 12:33:49 PM

FORDLAND R-III SCHOOL BOARD MEMBER

| | Reg. Voters | Total Votes | CYNTHIA SUSANNE | JOSHUA BURKS | CORY R RENNERT | SCOTT BAILEY | PAUL SOUTHWARD | JEFF CRIGER | WRITE IN |
|-----------------|-------------|-------------|-----------------|--------------|----------------|--------------|----------------|-------------|----------|
| ABSENTEE | | | | | | | | | |
| Normal | 0 | 0 | 0 | 0 | 0 | 0 | 0 | 0 | 0 |
| Absentee | 0 | 3 | 1 33.33% | 1 33.33% | 0 | 0 | 0 | 1 33.33% | 0 |
| Total | 132 | 14 | 5 35.71% | 1 7.14% | 2 14.29% | 1 7.14% | 1 7.14% | 2 14.29% | 2 14.29% |
| Normal | 132 | 3 | 1 33.33% | 1 33.33% | 0 | 0 | 0 | 1 33.33% | 0 |
| Absentee | 132 | 17 | 6 35.29% | 2 11.76% | 2 11.76% | 1 5.88% | 1 5.88% | 3 17.65% | 2 11.76% |

Paula Grant
Paula Grant

Dr. Rupp
Dr. Rupp

Statement of Votes Cast
 GENERAL MUNICIPAL ELECTION
 CHRISTIAN COUNTY, MISSOURI
 TUESDAY, APRIL 7, 2020
 GENERAL MUNICIPAL ELECTION JUNE 2, 2020
 OFFICIAL RESULTS

Date: 6/5/2020
 Time: 12:33:49 PM

1 FORDLAND R-III SCHOOL DIST. QUESTION 2 FORDLAND R-III SCHOOL DIST. QUESTION

| Jurisdiction Wide | 1 | | | 2 | | |
|-----------------------------|-------------|-------------|----------|-------------|-------------|----------|
| | Reg. Voters | Total Votes | YES | Reg. Voters | Total Votes | YES |
| 1. E. BENTON / 3. BRUNER | 132 | 10 | 7 70.00% | 132 | 10 | 4 40.00% |
| Normal | 132 | 0 | 0 | 132 | 0 | 0 |
| Absentee | | | | | | |
| 2. WEST BENTON / 14. LINDEN | | | | | | |
| Normal | | | | | | |
| Absentee | | | | | | |
| 5. RIVERSIDE #1 | | | | | | |
| Normal | | | | | | |
| Absentee | | | | | | |
| 6. CASSIDY #1 | | | | | | |
| Normal | | | | | | |
| Absentee | | | | | | |
| 7. W. FINLEY | | | | | | |
| Normal | | | | | | |
| Absentee | | | | | | |
| 8. EAST FINLEY | | | | | | |
| Normal | | | | | | |
| Absentee | | | | | | |
| 9. NORTH GALLOWAY | | | | | | |
| Normal | | | | | | |
| Absentee | | | | | | |
| 10. SOUTH GALLOWAY | | | | | | |
| Normal | | | | | | |
| Absentee | | | | | | |
| 12. LEADHILL / OLDFIELD | | | | | | |
| Normal | | | | | | |
| Absentee | | | | | | |
| 13. LINCOLN #1 | | | | | | |
| Normal | | | | | | |
| Absentee | | | | | | |
| 15. NORTH LINN | | | | | | |
| Normal | | | | | | |
| Absentee | | | | | | |
| 17. MCCrackEN | | | | | | |
| Normal | | | | | | |
| Absentee | | | | | | |

Earle E. Brunk
Spice Runners
Paula Brunk

Statement of Votes Cast
 GENERAL MUNICIPAL ELECTION
 CHRISTIAN COUNTY, MISSOURI
 TUESDAY, APRIL 7, 2020
 GENERAL MUNICIPAL ELECTION JUNE 2, 2020
 OFFICIAL RESULTS

Date: 6/5/2020
 Time: 12:33:49 PM

1 FORDLAND R-III SCHOOL DIST. QUESTION FORDLAND R-III SCHOOL DIST. QUESTION 2

| | 1 | | 2 | |
|-------------------------------|-------------|-------------|-------------|-------------|
| | Reg. Voters | Total Votes | Reg. Voters | Total Votes |
| 20. POLK Normal | . | . | . | . |
| Absentee | . | . | . | . |
| 21 UNION CHAPEL 1 Normal | . | . | . | . |
| Absentee | . | . | . | . |
| 22. ROSEDALE #1A Normal | . | . | . | . |
| Absentee | . | . | . | . |
| 23. GARDEN GROVE Normal | . | . | . | . |
| Absentee | . | . | . | . |
| 24. NORTHVIEW #1 Normal | . | . | . | . |
| Absentee | . | . | . | . |
| 26. SPARTA Normal | . | . | . | . |
| Absentee | . | . | . | . |
| 27. UNION CHAPEL #2 Normal | . | . | . | . |
| Absentee | . | . | . | . |
| 28. ROSEDALE #2 Normal | . | . | . | . |
| Absentee | . | . | . | . |
| 29. NORTHVIEW #2 Normal | . | . | . | . |
| Absentee | . | . | . | . |
| 30. ROSEDALE 1B Normal | . | . | . | . |
| Absentee | . | . | . | . |
| 32. CASSIDY #2 Normal | . | . | . | . |
| Absentee | . | . | . | . |
| 33. LINCOLN #2 Normal | . | . | . | . |
| Absentee | . | . | . | . |
| 29. Northview #2-2 Normal | . | . | . | . |
| Absentee | . | . | . | . |

Paula Bunch *Paula Bunch* *Paula Bunch*

Statement of Votes Cast
 GENERAL MUNICIPAL ELECTION
 CHRISTIAN COUNTY, MISSOURI
 TUESDAY, APRIL 7, 2020
 GENERAL MUNICIPAL ELECTION JUNE 2, 2020
 OFFICIAL RESULTS

Date: 6/5/2020
 Time: 12:33:49 PM

| | 1 FORDLAND R-III SCHOOL DIST. QUESTION | | | | 2 FORDLAND R-III SCHOOL DIST. QUESTION | | | |
|----------|--|-------------|--------|--------|--|-------------|--------|--------|
| | Reg. Voters | Total Votes | YES | NO | Reg. Voters | Total Votes | YES | NO |
| ABSENTEE | | | | | | | | |
| Normal | 0 | 0 | 0 | 0 | 0 | 0 | 0 | 0 |
| Absentee | 0 | 1 | 0 | 1 | 0 | 1 | 0 | 1 |
| Total | 132 | 10 | 7 | 3 | 132 | 10 | 4 | 6 |
| Normal | 132 | 1 | 0 | 1 | 132 | 1 | 0 | 1 |
| Absentee | 132 | 11 | 7 | 4 | 132 | 11 | 4 | 7 |
| Total | | | 63.64% | 36.36% | | | 36.36% | 63.64% |

For Review
Boyle
Boyle
Boyle