

Statement of Votes Cast
 GENERAL MUNICIPAL ELECTION
 CHRISTIAN COUNTY, MISSOURI
 TUESDAY, APRIL 2, 2019
 GENERAL MUNICIPAL ELECTION APRIL 2, 2019
 OFFICIAL RESULTS

Date: 4/5/2019
 Time: 12:33:32 PM

Turnout AVA R-1 SCHOOL BOARD MEMBER

Jurisdiction Wide	Reg. Voters	Ballots Cast	% Turnout	RANGE						
				Reg. Voters	Total Votes	(TANNER) CLARK	DAN JOHNSON	ANNA GAMBOA	BRANDI KAY STANIFER	WRITE IN
E. BENTON / 3. BRUNIER	894	84	9.40%	5	0	0	0	0	0	0
Normal	894	-	-	-	-	-	-	-	-	-
Absentee	-	-	-	-	-	-	-	-	-	-
2. WEST BENTON / 14. LINDEN	1809	302	16.69%	-	-	-	-	-	-	-
Normal	1809	-	-	-	-	-	-	-	-	-
Absentee	-	-	-	-	-	-	-	-	-	-
5. RIVERSIDE #1	2544	52	2.04%	-	-	-	-	-	-	-
Normal	2544	-	-	-	-	-	-	-	-	-
Absentee	-	-	-	-	-	-	-	-	-	-
6. CASSIDY #1	2816	59	2.26%	-	-	-	-	-	-	-
Normal	2816	-	-	-	-	-	-	-	-	-
Absentee	-	-	-	-	-	-	-	-	-	-
7. W. FINLEY	3166	115	3.63%	-	-	-	-	-	-	-
Normal	3166	-	-	-	-	-	-	-	-	-
Absentee	-	-	-	-	-	-	-	-	-	-
8. EAST FINLEY	4579	121	2.64%	-	-	-	-	-	-	-
Normal	4579	-	-	-	-	-	-	-	-	-
Absentee	-	-	-	-	-	-	-	-	-	-
9. NORTH GALLOWAY	2694	154	5.72%	-	-	-	-	-	-	-
Normal	2694	-	-	-	-	-	-	-	-	-
Absentee	-	-	-	-	-	-	-	-	-	-
10. SOUTH GALLOWAY	1577	204	12.94%	-	-	-	-	-	-	-
Normal	1577	-	-	-	-	-	-	-	-	-
Absentee	-	-	-	-	-	-	-	-	-	-
13. LINCOLN #1	2310	266	11.52%	-	-	-	-	-	-	-
Normal	2310	-	-	-	-	-	-	-	-	-
Absentee	-	-	-	-	-	-	-	-	-	-
15 NORTH LINN	721	46	6.38%	-	-	-	-	-	-	-
Normal	721	-	-	-	-	-	-	-	-	-
Absentee	-	-	-	-	-	-	-	-	-	-
17. MCCRACKEN	1699	61	3.59%	-	-	-	-	-	-	-
Normal	1699	-	-	-	-	-	-	-	-	-
Absentee	-	-	-	-	-	-	-	-	-	-
20. POLK	1028	126	12.26%	-	-	-	-	-	-	-
Normal	1028	-	-	-	-	-	-	-	-	-
Absentee	-	-	-	-	-	-	-	-	-	-

Don Lewis
Paul Cook
[Signature]



Statement of Votes Cast
 GENERAL MUNICIPAL ELECTION
 CHRISTIAN COUNTY, MISSOURI
 TUESDAY, APRIL 2, 2019
 GENERAL MUNICIPAL ELECTION APRIL 2, 2019
 OFFICIAL RESULTS

Date: 4/5/2019
 Time: 12:33:32 PM

Turnout

AVA R-1 SCHOOL BOARD MEMBER

Reg. Voters	Ballots Cast	% Turnout	Reg. Voters	Total Votes	RANCE (TANNER) CLARK	DAN JOHNSON	ANNA GAMBOA	BRANDI KAY STANIFER	WRITE IN


 Tom Brunel

 Carl Greich

Statement of Votes Cast
 GENERAL MUNICIPAL ELECTION
 CHRISTIAN COUNTY, MISSOURI
 TUESDAY, APRIL 2, 2019
 GENERAL MUNICIPAL ELECTION APRIL 2, 2019
 OFFICIAL RESULTS

Date: 4/5/2019
 Time: 12:33:32 PM

Total	55787	6962	12.48%	5	0	0	-	0	-	0	-	0	-	0
-------	-------	------	--------	---	---	---	---	---	---	---	---	---	---	---

Don Lewis
Paula Lewis

Statement of Votes Cast
 GENERAL MUNICIPAL ELECTION
 CHRISTIAN COUNTY, MISSOURI
 TUESDAY, APRIL 2, 2019
 GENERAL MUNICIPAL ELECTION APRIL 2, 2019
 OFFICIAL RESULTS

Date: 4/5/2019
 Time: 12:33:32 PM

CLEVER R-V SCHOOL BOARD MEMBER

Jurisdiction Wide	Reg. Voters	Total Votes	MATTHEW HAVING	BRIAN TEAGUE	ROB KRAMAR	SAMANTHA MENDENHALL	JARREDD KING	SARAH CAMP	BRYSON PELLHAM	WRITE IN								
E. BENTON / 3. BRUNER																		
Normal																		
Absentee																		
2. WEST BENTON / 14. LINDEN																		
Normal																		
Absentee																		
5. RIVERSIDE #1																		
Normal																		
Absentee																		
6. CASSIDY #1																		
Normal																		
Absentee																		
7. W. FINLEY																		
Normal																		
Absentee																		
8. EAST FINLEY																		
Normal																		
Absentee																		
9. NORTH GALLOWAY																		
Normal																		
Absentee																		
10. SOUTH GALLOWAY																		
Normal																		
Absentee																		
13. LINCOLN #1																		
Normal	2309	495	47	9.49%	104	21.01%	49	9.90%	59	11.92%	32	6.46%	146	29.49%	54	10.91%	4	0.81%
Absentee	2309	0	0	-	0	-	0	-	0	-	0	-	0	-	0	-	0	-
15. NORTH LINN																		
Normal																		
Absentee																		
17. MCCrackEN																		
Normal																		
Absentee																		
20. POLK																		
Normal	254	71	11	15.49%	10	14.08%	11	15.49%	9	12.68%	2	2.82%	16	22.54%	12	16.90%	0	-
Absentee	254	0	0	-	0	-	0	-	0	-	0	-	0	-	0	-	0	-

Steve Knapp
Paul Brink

[Signature]

Statement of Votes Cast
 GENERAL MUNICIPAL ELECTION
 CHRISTIAN COUNTY, MISSOURI
 TUESDAY, APRIL 2, 2019
 GENERAL MUNICIPAL ELECTION APRIL 2, 2019
 OFFICIAL RESULTS

Date: 4/5/2019
 Time: 12:33:32 PM

CLEVER R-V SCHOOL BOARD MEMBER

Reg. Voters	Total Votes	MATTHEW HAVING	BRIAN TEAGUE	ROB KRAMAR	SAMANTHA MENDENHALL	JAREDD KING	SARAH CAMP	BRYSON PELLHAM	WRITE IN
-------------	-------------	----------------	--------------	------------	---------------------	-------------	------------	----------------	----------

John Bunn
Paul Bunn

[Signature]
[Signature]

Statement of Votes Cast
 GENERAL MUNICIPAL ELECTION
 CHRISTIAN COUNTY, MISSOURI
 TUESDAY, APRIL 2, 2019
 GENERAL MUNICIPAL ELECTION APRIL 2, 2019
 OFFICIAL RESULTS

Date: 4/5/2019
 Time: 12:33:32 PM

Total	3945	971	102	10.50%	192	19.77%	107	11.02%	124	12.77%	68	7.00%	272	28.01%	99	10.20%	7	0.72%
-------	------	-----	-----	--------	-----	--------	-----	--------	-----	--------	----	-------	-----	--------	----	--------	---	-------

Jon Knapp
Paula Eberle




Statement of Votes Cast
 GENERAL MUNICIPAL ELECTION
 CHRISTIAN COUNTY, MISSOURI
 TUESDAY, APRIL 2, 2019
 GENERAL MUNICIPAL ELECTION APRIL 2, 2019
 OFFICIAL RESULTS

Date: 4/5/2019
 Time: 12:33:32 PM

FORDLAND R-III SCHOOL BOARD MEMBER

Jurisdiction Wide	Reg. Voters	Total Votes	ROBERT LYNN BROOKS		ERIC A. JACOBSON		HUGHEY C. BELLUE JR.		CYNTHIA SUSANNE		WRITE IN
			0	42.86%	1	14.29%	0	0	3	42.86%	
E. BENTON / 3. BRUNER	132	7	3	42.86%	1	14.29%	0	0	3	42.86%	0
Normal	132	0	0	-	0	-	0	-	0	-	0
Absentee											
2. WEST BENTON / 14. LINDEN											
Normal											
Absentee											
5. RIVERSIDE #1											
Normal											
Absentee											
6. CASSIDY #1											
Normal											
Absentee											
7. W. FINLEY											
Normal											
Absentee											
8. EAST FINLEY											
Normal											
Absentee											
9. NORTH GALLOWAY											
Normal											
Absentee											
10. SOUTH GALLOWAY											
Normal											
Absentee											
13. LINCOLN #1											
Normal											
Absentee											
15. NORTH LINN											
Normal											
Absentee											
17. MCCrackEN											
Normal											
Absentee											
20. POLK											
Normal											
Absentee											

Eric Brunell
Carol Cook
[Signature]

Statement of Votes Cast
 GENERAL MUNICIPAL ELECTION
 CHRISTIAN COUNTY, MISSOURI
 TUESDAY, APRIL 2, 2019
 GENERAL MUNICIPAL ELECTION APRIL 2, 2019
 OFFICIAL RESULTS

Date: 4/5/2019
 Time: 12:33:32 PM

FORDLAND R-III SCHOOL BOARD MEMBER

Reg. Voters	Total Votes	ROBERT LYNN BROOKS	ERIC A. JACOBSON	HUGHEY C. BELLUE JR.	CYNTHIA SUSANNE	WRITE IN

John Bremer
Paul Brook

[Signature]
[Signature]

Statement of Votes Cast
 GENERAL MUNICIPAL ELECTION
 CHRISTIAN COUNTY, MISSOURI
 TUESDAY, APRIL 2, 2019
 GENERAL MUNICIPAL ELECTION APRIL 2, 2019
 OFFICIAL RESULTS

Date: 4/5/2019
 Time: 12:33:32 PM

Total	132	9	4	44.44%	2	22.22%	0	-	3	33.33%	0
-------	-----	---	---	--------	---	--------	---	---	---	--------	---

Tom Linnard
Paul Beale

[Signature]
[Signature]

Statement of Votes Cast
 GENERAL MUNICIPAL ELECTION
 CHRISTIAN COUNTY, MISSOURI
 TUESDAY, APRIL 2, 2019
 GENERAL MUNICIPAL ELECTION APRIL 2, 2019
 OFFICIAL RESULTS

Date: 4/5/2019
 Time: 12:33:32 PM

LOGAN-ROGERSVILLE R-VIII SCHOOL BOARD MEMBER

Jurisdiction Wide	Reg. Voters	Total Votes	JULIE GIPSON		JEFFREY WAYNE BARTEAU		STEPHANIE J MILLER		RICHARD E BURNEY		WRITE IN
			Votes	%	Votes	%	Votes	%	Votes	%	
E. BENTON / 3. BRUNER	107	16	4	25.00%	3	18.75%	4	25.00%	5	31.25%	0
Normal	107	0	0	-	0	-	0	-	0	-	0
Absentee											
2. WEST BENTON / 14. LINDEN	1216	459	118	25.71%	108	23.53%	131	28.54%	98	21.35%	4
Normal	1216	0	0	-	0	-	0	-	0	-	0
Absentee											
5. RIVERSIDE #1	49	5	1	20.00%	2	40.00%	2	40.00%	0	-	0
Normal	49	0	0	-	0	-	0	-	0	-	0
Absentee											
6. CASSIDY #1	-	-	-	-	-	-	-	-	-	-	-
Normal	-	-	-	-	-	-	-	-	-	-	-
Absentee	-	-	-	-	-	-	-	-	-	-	-
7. W. FINLEY	-	-	-	-	-	-	-	-	-	-	-
Normal	-	-	-	-	-	-	-	-	-	-	-
Absentee	-	-	-	-	-	-	-	-	-	-	-
8. EAST FINLEY	-	-	-	-	-	-	-	-	-	-	-
Normal	-	-	-	-	-	-	-	-	-	-	-
Absentee	-	-	-	-	-	-	-	-	-	-	-
9. NORTH GALLOWAY	-	-	-	-	-	-	-	-	-	-	-
Normal	-	-	-	-	-	-	-	-	-	-	-
Absentee	-	-	-	-	-	-	-	-	-	-	-
10. SOUTH GALLOWAY	-	-	-	-	-	-	-	-	-	-	-
Normal	-	-	-	-	-	-	-	-	-	-	-
Absentee	-	-	-	-	-	-	-	-	-	-	-
13. LINCOLN #1	-	-	-	-	-	-	-	-	-	-	-
Normal	-	-	-	-	-	-	-	-	-	-	-
Absentee	-	-	-	-	-	-	-	-	-	-	-
15. NORTH LINN	-	-	-	-	-	-	-	-	-	-	-
Normal	-	-	-	-	-	-	-	-	-	-	-
Absentee	-	-	-	-	-	-	-	-	-	-	-
17. McCracken	-	-	-	-	-	-	-	-	-	-	-
Normal	-	-	-	-	-	-	-	-	-	-	-
Absentee	-	-	-	-	-	-	-	-	-	-	-
20. POLK	-	-	-	-	-	-	-	-	-	-	-
Normal	-	-	-	-	-	-	-	-	-	-	-
Absentee	-	-	-	-	-	-	-	-	-	-	-

Don Deary
Paul Crink



Statement of Votes Cast
 GENERAL MUNICIPAL ELECTION
 CHRISTIAN COUNTY, MISSOURI
 TUESDAY, APRIL 2, 2019
 GENERAL MUNICIPAL ELECTION APRIL 2, 2019
 OFFICIAL RESULTS

Date: 4/5/2019
 Time: 12:33:32 PM

LOGAN-ROGERSVILLE R-VIII SCHOOL BOARD MEMBER

Reg. Voters	Total Votes	JULIE GIPSON	JEFFREY WAYNE BARTTEAU	STEPHANIE J MILLER	RICHARD E BURNEY	WRITE IN


The Group
Bob Brawl


Statement of Votes Cast
 GENERAL MUNICIPAL ELECTION
 CHRISTIAN COUNTY, MISSOURI
 TUESDAY, APRIL 2, 2019
 GENERAL MUNICIPAL ELECTION APRIL 2, 2019
 OFFICIAL RESULTS

Date: 4/5/2019
 Time: 12:33:32 PM

Total	1372	491	123	25.05%	117	23.83%	139	28.31%	108	22.00%	4	0.81%
-------	------	-----	-----	--------	-----	--------	-----	--------	-----	--------	---	-------

Don Bennett
Paul Smith



Statement of Votes Cast
 GENERAL MUNICIPAL ELECTION
 CHRISTIAN COUNTY, MISSOURI
 TUESDAY, APRIL 2, 2019
 GENERAL MUNICIPAL ELECTION APRIL 2, 2019
 OFFICIAL RESULTS

Date: 4/5/2019
 Time: 12:33:32 PM

LOGAN-ROGERSVILLE R-VIII SCHOOL QUESTION 1
 LOGAN-ROGERSVILLE R-VIII SCHOOL QUESTION 2

Jurisdiction Wide	QUESTION 1		QUESTION 2	
	Reg. Voters	Total Votes	Reg. Voters	Total Votes
E. BENTON / 3. BRUNER	107	9	107	9
Normal	107	0	107	0
Absentee	0	6 66.67%	0	5 55.56%
2. WEST BENTON / 14. LINDEN	1216	278	1216	277
Normal	1216	0	1216	0
Absentee	0	209 75.18%	0	147 53.07%
5. RIVERSIDE #1	49	4	49	4
Normal	49	0	49	0
Absentee	0	2 50.00%	0	2 50.00%
6. CASSIDY #1	49	0	49	0
Normal	49	0	49	0
Absentee	0	2 50.00%	0	2 50.00%
7. W. FINLEY	-	-	-	-
Normal	-	-	-	-
Absentee	-	-	-	-
8. EAST FINLEY	-	-	-	-
Normal	-	-	-	-
Absentee	-	-	-	-
9. NORTH GALLOWAY	-	-	-	-
Normal	-	-	-	-
Absentee	-	-	-	-
10. SOUTH GALLOWAY	-	-	-	-
Normal	-	-	-	-
Absentee	-	-	-	-
13. LINCOLN #1	-	-	-	-
Normal	-	-	-	-
Absentee	-	-	-	-
15 NORTH LINN	-	-	-	-
Normal	-	-	-	-
Absentee	-	-	-	-
17. MCCRACKEN	-	-	-	-
Normal	-	-	-	-
Absentee	-	-	-	-
20. POLK	-	-	-	-
Normal	-	-	-	-
Absentee	-	-	-	-

John Lewis
Paul Brink

Statement of Votes Cast
 GENERAL MUNICIPAL ELECTION
 CHRISTIAN COUNTY, MISSOURI
 TUESDAY, APRIL 2, 2019
 GENERAL MUNICIPAL ELECTION APRIL 2, 2019
 OFFICIAL RESULTS

Date: 4/5/2019
 Time: 12:33:32 PM

LOGAN-ROGERSVILLE R-VIII SCHOOL				LOGAN-ROGERSVILLE R-VIII SCHOOL			
QUESTION 1				QUESTION 2			
Reg. Voters	Total Votes	YES	NO	Reg. Voters	Total Votes	YES	NO

Tom Lunn
Earle E. Cook

[Signature]
[Signature]

Statement of Votes Cast
 GENERAL MUNICIPAL ELECTION
 CHRISTIAN COUNTY, MISSOURI
 TUESDAY, APRIL 2, 2019
 GENERAL MUNICIPAL ELECTION APRIL 2, 2019
 OFFICIAL RESULTS

Date: 4/5/2019
 Time: 12:33:32 PM

Total	1372	297	222	74.75%	75	25.25%	1372	296	157	53.04%	139	46.96%
-------	------	-----	-----	--------	----	--------	------	-----	-----	--------	-----	--------

For Murray
Paul Cook

[Signature]

Statement of Votes Cast
 GENERAL MUNICIPAL ELECTION
 CHRISTIAN COUNTY, MISSOURI
 TUESDAY, APRIL 2, 2019
 GENERAL MUNICIPAL ELECTION APRIL 2, 2019
 OFFICIAL RESULTS

Date: 4/5/2019
 Time: 12:33:32 PM

MARIONVILLE R-IX SCHOOL BOARD MEMBER

Jurisdiction Wide	Reg. Voters	Total Votes	BRANDON L. WHITE		CAROL BROWN		ROBERT "BOB" DUDA JR.		WRITE IN
			BRANDON L. WHITE	CAROL BROWN	ROBERT "BOB" DUDA JR.	WRITE IN			
E. BENTON / 3. BRUNER									
Normal									
Absentee									
2. WEST BENTON / 14. LINDEN									
Normal									
Absentee									
5. RIVERSIDE #1									
Normal									
Absentee									
6. CASSIDY #1									
Normal									
Absentee									
7. W. FINLEY									
Normal									
Absentee									
8. EAST FINLEY									
Normal									
Absentee									
9. NORTH GALLOWAY									
Normal									
Absentee									
10. SOUTH GALLOWAY									
Normal									
Absentee									
13. LINCOLN #1									
Normal									
Absentee									
15 NORTH LINN									
Normal									
Absentee									
17. MCCRACKEN									
Normal									
Absentee									
20. POLK									
Normal									
Absentee									
	10	3	1	33.33%	2	66.67%	0	0	0
	10	0	0	-	0	-	0	0	0

For Board
Carol Brown

Statement of Votes Cast
 GENERAL MUNICIPAL ELECTION
 CHRISTIAN COUNTY, MISSOURI
 TUESDAY, APRIL 2, 2019
 GENERAL MUNICIPAL ELECTION APRIL 2, 2019
 OFFICIAL RESULTS

Date: 4/5/2019
 Time: 12:33:32 PM

MARIONVILLE R-IX SCHOOL BOARD MEMBER

Reg. Voters	Total Votes	BRANDON L. WHITE	CAROL BROWN	ROBERT "BOB" DUDA JR.	WRITE IN

Tom Bruner
Carol Brown

Statement of Votes Cast
 GENERAL MUNICIPAL ELECTION
 CHRISTIAN COUNTY, MISSOURI
 TUESDAY, APRIL 2, 2019
 GENERAL MUNICIPAL ELECTION APRIL 2, 2019
 OFFICIAL RESULTS

Date: 4/5/2019
 Time: 12:33:32 PM

21 UNION CHAPEL #1	Normal	0	0	0	0	0	0	0	0
	Absentee	0	0	0	0	0	0	0	0
22. ROSEDALE #1A	Normal	0	0	0	0	0	0	0	0
	Absentee	0	0	0	0	0	0	0	0
23. GARDEN GROVE	Normal	0	0	0	0	0	0	0	0
	Absentee	0	0	0	0	0	0	0	0
24. NORTHVIEW #1	Normal	0	0	0	0	0	0	0	0
	Absentee	0	0	0	0	0	0	0	0
26. SPARTA	Normal	0	0	0	0	0	0	0	0
	Absentee	0	0	0	0	0	0	0	0
27. UNION CHAPEL #2	Normal	0	0	0	0	0	0	0	0
	Absentee	0	0	0	0	0	0	0	0
28. ROSEDALE #2	Normal	0	0	0	0	0	0	0	0
	Absentee	0	0	0	0	0	0	0	0
29. NORTHVIEW #2	Normal	0	0	0	0	0	0	0	0
	Absentee	0	0	0	0	0	0	0	0
30. ROSEDALE 1B	Normal	0	0	0	0	0	0	0	0
	Absentee	0	0	0	0	0	0	0	0
31. RIVERSIDE #2	Normal	0	0	0	0	0	0	0	0
	Absentee	0	0	0	0	0	0	0	0
32. CASSIDY #2	Normal	0	0	0	0	0	0	0	0
	Absentee	0	0	0	0	0	0	0	0
33. LINCOLN #2	Normal	0	0	0	0	0	0	0	0
	Absentee	0	0	0	0	0	0	0	0
ABSENTEE	Normal	0	0	0	0	0	0	0	0
	Absentee	0	0	0	0	0	0	0	0
Total	Normal	10	3	1	33.33%	0	0	0	0
	Absentee	10	0	0	0	2	66.67%	0	0


 Tom Knud

 Paul Steid

Statement of Votes Cast
 GENERAL MUNICIPAL ELECTION
 CHRISTIAN COUNTY, MISSOURI
 TUESDAY, APRIL 2, 2019
 GENERAL MUNICIPAL ELECTION APRIL 2, 2019
 OFFICIAL RESULTS

Date: 4/5/2019
 Time: 12:33:32 PM

Total	10	3	1	33.33%	2	66.67%	0	-	0	-
-------	----	---	---	--------	---	--------	---	---	---	---

Tom Linnell
Paul Eichel



Statement of Votes Cast
 GENERAL MUNICIPAL ELECTION
 CHRISTIAN COUNTY, MISSOURI
 TUESDAY, APRIL 2, 2019
 GENERAL MUNICIPAL ELECTION APRIL 2, 2019
 OFFICIAL RESULTS

Date: 4/5/2019
 Time: 12:33:32 PM

NIXA PUBLIC SCHOOL BOARD MEMBER

NIXA PUBLIC SCHOOL DISTRICT QUESTION

Jurisdiction Wide	Reg. Voters	Total Votes	NIXA PUBLIC SCHOOL BOARD MEMBER					Reg. Voters	Total Votes	NIXA PUBLIC SCHOOL DISTRICT QUESTION	
			GLENN R. SCOTT	MIKE COPELAND	TAMARA L. FUSCO	WRITE IN	YES			NO	
E. BENTON / 3. BRUNER Normal	-	-	-	-	-	-	-	-	-	-	-
Absentee	-	-	-	-	-	-	-	-	-	-	-
2. WEST BENTON / 14. LINDEN Normal	-	-	-	-	-	-	-	-	-	-	-
Absentee	-	-	-	-	-	-	-	-	-	-	-
5. RIVERSIDE #1 Normal	-	-	-	-	-	-	-	-	-	-	-
Absentee	-	-	-	-	-	-	-	-	-	-	-
6. CASSIDY #1 Normal	11	0	0	0	0	0	11	1	0	0	1 100.00%
Absentee	11	0	0	0	0	0	11	0	0	0	-
7. W. FINLEY Normal	83	47	16	15	14	2	83	28	16	12	42.86%
Absentee	83	0	0	0	0	0	83	0	0	0	-
8. EAST FINLEY Normal	-	-	-	-	-	-	-	-	-	-	-
Absentee	-	-	-	-	-	-	-	-	-	-	-
9. NORTH GALLOWAY Normal	106	12	4	7	1	0	106	8	3	5	62.50%
Absentee	106	0	0	0	0	0	106	0	0	0	-
10. SOUTH GALLOWAY Normal	-	-	-	-	-	-	-	-	-	-	-
Absentee	-	-	-	-	-	-	-	-	-	-	-
13. LINCOLN #1 Normal	1	2	1	0	1	0	1	1	1	0	100.00%
Absentee	1	0	0	0	0	0	1	0	0	0	-
15 NORTH LINN Normal	-	-	-	-	-	-	-	-	-	-	-
Absentee	-	-	-	-	-	-	-	-	-	-	-
17. MCCrackEN Normal	-	-	-	-	-	-	-	-	-	-	-
Absentee	-	-	-	-	-	-	-	-	-	-	-
20. POLK Normal	-	-	-	-	-	-	-	-	-	-	-
Absentee	-	-	-	-	-	-	-	-	-	-	-

For Runnel
Paul Smith

[Signature]

Statement of Votes Cast
 GENERAL MUNICIPAL ELECTION
 CHRISTIAN COUNTY, MISSOURI
 TUESDAY, APRIL 2, 2019
 GENERAL MUNICIPAL ELECTION APRIL 2, 2019
 OFFICIAL RESULTS


Date: 4/5/2019
 Time: 12:33:32 PM

NIXA PUBLIC SCHOOL BOARD MEMBER

NIXA PUBLIC SCHOOL DISTRICT QUESTION

Reg. Voters	Total Votes	GLENN R. SCOTT	MIKE COPELAND	TAMARA L. FUSCO	WRITE IN	Reg. Voters	Total Votes	YES	NO
						1			

Tom Runney
Carl Greik



Statement of Votes Cast
 GENERAL MUNICIPAL ELECTION
 CHRISTIAN COUNTY, MISSOURI
 TUESDAY, APRIL 2, 2019
 GENERAL MUNICIPAL ELECTION APRIL 2, 2019
 OFFICIAL RESULTS

Date: 4/5/2019
 Time: 12:33:32 PM

21 UNION CHAPEL 1	Normal	3037	1112	363	32.64%	391	35.16%	352	31.65%	6	0.54%	3037	668	443	66.32%	225	33.68%
	Absentee	3037	0	0	-	0	-	0	-	0	-	3037	0	0	-	0	-
22. ROSEDALE #1A	Normal	2473	725	251	34.62%	246	33.93%	225	31.03%	3	0.41%	2473	429	293	68.30%	136	31.70%
	Absentee	2473	0	0	-	0	-	0	-	0	-	2473	0	0	-	0	-
23. GARDEN GROVE	Normal	1874	713	219	30.72%	229	32.12%	259	36.33%	6	0.84%	1874	430	305	70.93%	125	29.07%
	Absentee	1874	0	0	-	0	-	0	-	0	-	1874	0	0	-	0	-
24. NORTHVIEW #1	Normal	3701	1330	443	33.31%	438	32.93%	436	32.78%	13	0.98%	3701	789	577	72.22%	222	27.78%
	Absentee	3701	0	0	-	0	-	0	-	0	-	3701	0	0	-	0	-
26. SPARTA	Normal	-	-	-	-	-	-	-	-	-	-	-	-	-	-	-	-
	Absentee	-	-	-	-	-	-	-	-	-	-	-	-	-	-	-	-
27. UNION CHAPEL #2	Normal	3260	1048	372	35.50%	413	39.41%	251	23.95%	12	1.15%	3260	642	426	66.36%	216	33.64%
	Absentee	3260	0	0	-	0	-	0	-	0	-	3260	0	0	-	0	-
28. ROSEDALE #2	Normal	1980	731	248	33.93%	241	32.97%	235	32.15%	7	0.96%	1980	455	277	60.89%	178	39.12%
	Absentee	1980	0	0	-	0	-	0	-	0	-	1980	0	0	-	0	-
29. NORTHVIEW #2	Normal	2050	758	232	30.61%	243	32.06%	275	36.28%	8	1.06%	2050	464	298	64.22%	166	35.78%
	Absentee	2050	0	0	-	0	-	0	-	0	-	2050	0	0	-	0	-
30. ROSEDALE 1B	Normal	2202	583	204	34.99%	187	32.08%	184	31.56%	8	1.37%	2202	340	238	70.00%	102	30.00%
	Absentee	2202	0	0	-	0	-	0	-	0	-	2202	0	0	-	0	-
31. RIVERSIDE #2	Normal	-	-	-	-	-	-	-	-	-	-	-	-	-	-	-	-
	Absentee	-	-	-	-	-	-	-	-	-	-	-	-	-	-	-	-
32. CASSIDY #2	Normal	180	76	21	27.63%	35	46.05%	20	26.32%	0	-	180	42	29	69.05%	13	30.95%
	Absentee	180	0	0	-	0	-	0	-	0	-	180	0	0	-	0	-
33. LINCOLN #2	Normal	-	-	-	-	-	-	-	-	-	-	-	-	-	-	-	-
	Absentee	-	-	-	-	-	-	-	-	-	-	-	-	-	-	-	-
ABSENTEE	Normal	0	0	0	-	0	-	0	-	0	-	0	0	0	-	0	-
	Absentee	0	433	151	34.87%	154	35.57%	126	29.10%	2	0.46%	0	252	169	67.05%	83	32.94%
Total	Normal	20958	7137	2374	33.26%	2445	34.26%	2253	31.57%	65	0.91%	20958	4307	2908	67.47%	1401	32.53%
	Absentee	20958	433	151	34.87%	154	35.57%	126	29.10%	2	0.46%	20958	252	169	67.05%	83	32.94%

Donna Powell

Donna Powell

Donna Powell

Statement of Votes Cast
 GENERAL MUNICIPAL ELECTION
 CHRISTIAN COUNTY, MISSOURI
 TUESDAY, APRIL 2, 2019
 GENERAL MUNICIPAL ELECTION APRIL 2, 2019
 OFFICIAL RESULTS

Date: 4/5/2019
 Time: 12:33:32 PM

Total	20958	7570	2525	33.36%	2599	34.33%	2379	31.43%	67	0.89%	20958	4559	3075	67.45%	1484	32.55%
-------	-------	------	------	--------	------	--------	------	--------	----	-------	-------	------	------	--------	------	--------

For Winner
Carol Beck



Statement of Votes Cast
 GENERAL MUNICIPAL ELECTION
 CHRISTIAN COUNTY, MISSOURI
 TUESDAY, APRIL 2, 2019
 GENERAL MUNICIPAL ELECTION APRIL 2, 2019
 OFFICIAL RESULTS

Date: 4/5/2019
 Time: 12:33:32 PM

NIXA PUBLIC SCHOOL DISTRICT QUESTION REPUBLIC R-III SCHOOL BOARD MEMBER
 2

Jurisdiction Wide	Reg. Voters	Total Votes	YES		NO		Reg. Voters	Total Votes	RUSTY SWIFT	TRAVIS L. EDWARDS	SAM HAYES	WRITE IN
			YES	NO	YES	NO						
E. BENTON / 3. BRUNER Normal	-	-	-	-	-	-	-	-	-	-	-	-
Absentee	-	-	-	-	-	-	-	-	-	-	-	-
2. WEST BENTON / 14. LINDEN Normal	-	-	-	-	-	-	-	-	-	-	-	-
Absentee	-	-	-	-	-	-	-	-	-	-	-	-
5. RIVERSIDE #1 Normal	-	-	-	-	-	-	-	-	-	-	-	-
Absentee	-	-	-	-	-	-	-	-	-	-	-	-
6. CASSIDY #1 Normal	11	1	0	1	0	0	-	-	-	-	-	-
Absentee	11	0	0	0	0	0	-	-	-	-	-	-
7. W. FINLEY Normal	83	28	8	28.57%	20	71.43%	-	-	-	-	-	-
Absentee	83	0	0	-	0	-	-	-	-	-	-	-
8. EAST FINLEY Normal	-	-	-	-	-	-	-	-	-	-	-	-
Absentee	-	-	-	-	-	-	-	-	-	-	-	-
9. NORTH GALLOWAY Normal	106	8	2	25.00%	6	75.00%	-	-	-	-	-	-
Absentee	106	0	0	-	0	-	-	-	-	-	-	-
10. SOUTH GALLOWAY Normal	-	-	-	-	-	-	-	-	-	-	-	-
Absentee	-	-	-	-	-	-	-	-	-	-	-	-
13. LINCOLN #1 Normal	1	1	1	100.00%	0	-	-	-	-	-	-	-
Absentee	1	0	0	-	0	-	-	-	-	-	-	-
15 NORTH LINN Normal	-	-	-	-	-	-	-	-	-	-	-	-
Absentee	-	-	-	-	-	-	-	-	-	-	-	-
17. MCCrackEN Normal	-	-	-	-	-	-	-	-	-	-	-	-
Absentee	-	-	-	-	-	-	-	-	-	-	-	-
20. POLK Normal	97	20	7	35.00%	4	20.00%	-	-	-	-	-	-
Absentee	97	0	0	-	0	-	-	-	-	-	-	-

Don Runnel
Paul Brink

Statement of Votes Cast
 GENERAL MUNICIPAL ELECTION
 CHRISTIAN COUNTY, MISSOURI
 TUESDAY, APRIL 2, 2019
 GENERAL MUNICIPAL ELECTION APRIL 2, 2019
 OFFICIAL RESULTS

Date: 4/5/2019
 Time: 12:33:32 PM

NIXA PUBLIC SCHOOL DISTRICT QUESTION REPUBLIC R-III SCHOOL BOARD MEMBER

2

Reg. Voters	Total Votes	YES	NO	Reg. Voters	Total Votes	RUSTY SWIFT	TRAVIS L. EDWARDS	SAM HAYES	WRITE IN

John Bennett
Paula Creek

[Signature]
[Signature]

Statement of Votes Cast
 GENERAL MUNICIPAL ELECTION
 CHRISTIAN COUNTY, MISSOURI
 TUESDAY, APRIL 2, 2019
 GENERAL MUNICIPAL ELECTION APRIL 2, 2019
 OFFICIAL RESULTS

Date: 4/5/2019
 Time: 12:33:32 PM

21 UNION CHAPEL 1	Normal	3037	673	377	56.02%	296	43.98%	-	-	-	-	-	-	-	-	-	-	-	-
	Absentee	3037	0	0	-	0	-	-	-	-	-	-	-	-	-	-	-	-	-
22. ROSEDALE #1A	Normal	2473	430	247	57.44%	183	42.56%	-	-	-	-	-	-	-	-	-	-	-	-
	Absentee	2473	0	0	-	0	-	-	-	-	-	-	-	-	-	-	-	-	-
23. GARDEN GROVE	Normal	1874	429	241	56.18%	188	43.82%	-	-	-	-	-	-	-	-	-	-	-	-
	Absentee	1874	0	0	-	0	-	-	-	-	-	-	-	-	-	-	-	-	-
24. NORTHVIEW #1	Normal	3701	800	476	59.50%	324	40.50%	-	-	-	-	-	-	-	-	-	-	-	-
	Absentee	3701	0	0	-	0	-	-	-	-	-	-	-	-	-	-	-	-	-
26. SPARTA	Normal	-	-	-	-	-	-	-	-	-	-	-	-	-	-	-	-	-	-
	Absentee	-	-	-	-	-	-	-	-	-	-	-	-	-	-	-	-	-	-
27. UNION CHAPEL #2	Normal	3260	639	331	51.80%	308	48.20%	152	10	5	50.00%	5	50.00%	0	0	0	0	0	0
	Absentee	3260	0	0	-	0	-	152	0	0	-	0	-	0	-	0	-	0	-
28. ROSEDALE #2	Normal	1980	454	221	48.68%	233	51.32%	-	-	-	-	-	-	-	-	-	-	-	-
	Absentee	1980	0	0	-	0	-	-	-	-	-	-	-	-	-	-	-	-	-
29. NORTHVIEW #2	Normal	2050	464	252	54.31%	212	45.69%	-	-	-	-	-	-	-	-	-	-	-	-
	Absentee	2050	0	0	-	0	-	-	-	-	-	-	-	-	-	-	-	-	-
30. ROSEDALE 1B	Normal	2202	340	182	53.53%	158	46.47%	-	-	-	-	-	-	-	-	-	-	-	-
	Absentee	2202	0	0	-	0	-	-	-	-	-	-	-	-	-	-	-	-	-
31. RIVERSIDE #2	Normal	-	-	-	-	-	-	-	-	-	-	-	-	-	-	-	-	-	-
	Absentee	-	-	-	-	-	-	-	-	-	-	-	-	-	-	-	-	-	-
32. CASSIDY #2	Normal	180	42	20	47.62%	22	52.38%	178	21	8	38.10%	6	28.57%	7	33.33%	0	0	0	0
	Absentee	180	0	0	-	0	-	-	-	-	-	-	-	-	-	-	-	-	-
33. LINCOLN #2	Normal	-	-	-	-	-	-	178	0	0	-	0	-	0	-	0	-	0	-
	Absentee	-	-	-	-	-	-	178	0	0	-	0	-	0	-	0	-	0	-
ABSENTEE	Normal	0	0	0	-	0	-	0	0	0	-	0	-	0	-	0	-	0	-
	Absentee	0	249	119	47.79%	130	52.21%	0	0	0	-	0	-	0	-	0	-	0	-
Total	Normal	20958	4309	2358	54.72%	1951	45.28%	427	51	20	39.22%	15	29.41%	16	31.37%	0	0	0	0
	Absentee	20958	249	119	47.79%	130	52.21%	427	0	0	-	0	-	0	-	0	-	0	-

Donna Anne Paul Smith

W. R. Smith

Statement of Votes Cast
 GENERAL MUNICIPAL ELECTION
 CHRISTIAN COUNTY, MISSOURI
 TUESDAY, APRIL 2, 2019
 GENERAL MUNICIPAL ELECTION APRIL 2, 2019
 OFFICIAL RESULTS

Date: 4/5/2019
 Time: 12:33:32 PM

Total	20958	4558	2477	54.34%	2081	45.66%	427	51	20	39.22%	15	29.41%	16	31.37%	0
-------	-------	------	------	--------	------	--------	-----	----	----	--------	----	--------	----	--------	---

For Council
Paul Cook

[Signature]

Statement of Votes Cast
 GENERAL MUNICIPAL ELECTION
 CHRISTIAN COUNTY, MISSOURI
 TUESDAY, APRIL 2, 2019
 GENERAL MUNICIPAL ELECTION APRIL 2, 2019
 OFFICIAL RESULTS

Date: 4/5/2019
 Time: 12:33:32 PM

SPARTA R-III SCHOOL BOARD MEMBER

Jurisdiction Wide	Reg. Voters	Total Votes	DENNIS GRANT LILLY		RAYMOND EATON		JASON ALBERT LOVELAND		KATRINA SELSOR		WRITE IN
			GRANT LILLY	RAYMOND EATON	ALBERT LOVELAND	SELSOR					
E. BENTON / 3. BRUNER Normal	650	128	39 30.47%	34 26.56%	32 25.00%	23 17.97%	0	0	-		
Absentee	650	0	0	0	0	0	0	-			
2. WEST BENTON / 14. LINDEN Normal	127	26	3 11.54%	2 7.69%	10 38.46%	11 42.31%	0	0	-		
Absentee	127	0	0	0	0	0	0	-			
5. RIVERSIDE #1 Normal	-	-	-	-	-	-	-	-			
Absentee	-	-	-	-	-	-	-	-			
6. CASSIDY #1 Normal	-	-	-	-	-	-	-	-			
Absentee	-	-	-	-	-	-	-	-			
7. W. FINLEY Normal	-	-	-	-	-	-	-	-			
Absentee	-	-	-	-	-	-	-	-			
8. EAST FINLEY Normal	-	-	-	-	-	-	-	-			
Absentee	-	-	-	-	-	-	-	-			
9. NORTH GALLOWAY Normal	-	-	-	-	-	-	-	-			
Absentee	-	-	-	-	-	-	-	-			
10. SOUTH GALLOWAY Normal	-	-	-	-	-	-	-	-			
Absentee	-	-	-	-	-	-	-	-			
13. LINCOLN #1 Normal	-	-	-	-	-	-	-	-			
Absentee	-	-	-	-	-	-	-	-			
15 NORTH LINN Normal	1	0	0	0	0	0	0	0			
Absentee	1	0	0	0	0	0	0	0			
17. MCCracken Normal	391	48	11 22.92%	13 27.08%	12 25.00%	12 25.00%	0	0			
Absentee	391	0	0	0	0	0	0	0			
20. POLK Normal	-	-	-	-	-	-	-	-			
Absentee	-	-	-	-	-	-	-	-			

Don Luemm
Paul Cook

Statement of Votes Cast
 GENERAL MUNICIPAL ELECTION
 CHRISTIAN COUNTY, MISSOURI
 TUESDAY, APRIL 2, 2019
 GENERAL MUNICIPAL ELECTION APRIL 2, 2019
 OFFICIAL RESULTS

Date: 4/5/2019
 Time: 12:33:32 PM

SPARTA R-III SCHOOL BOARD MEMBER

Reg. Voters	Total Votes	DENNIS GRANT LILLY	RAYMOND EATON	JASON ALBERT LOVELAND	KATRINA SELSOR	WRITE IN

For Council
Paul Creek


Statement of Votes Cast
 GENERAL MUNICIPAL ELECTION
 CHRISTIAN COUNTY, MISSOURI
 TUESDAY, APRIL 2, 2019
 GENERAL MUNICIPAL ELECTION APRIL 2, 2019
 OFFICIAL RESULTS

Date: 4/5/2019
 Time: 12:33:32 PM

Total	2913	590	161	27.29%	128	21.69%	172	29.15%	128	21.69%	1	0.17%
-------	------	-----	-----	--------	-----	--------	-----	--------	-----	--------	---	-------

Tina Lunn
Paul Greik



Statement of Votes Cast
 GENERAL MUNICIPAL ELECTION
 CHRISTIAN COUNTY, MISSOURI
 TUESDAY, APRIL 2, 2019
 GENERAL MUNICIPAL ELECTION APRIL 2, 2019
 OFFICIAL RESULTS

Date: 4/5/2019
 Time: 12:33:32 PM

SPokane R-VII SCHOOL BOARD MEMBER

Jurisdiction	Reg. Voters	Total Votes	JOHN F. ARMITAGE	TOBY ESSICK	KELLY KRAUCH	AARON WINSLOW	WRITE IN
E. BENTON / 3. BRUNIER	Normal	-	-	-	-	-	-
Absentee	-	-	-	-	-	-	-
2. WEST BENTON / 14. LINDEN	Normal	-	-	-	-	-	-
Absentee	-	-	-	-	-	-	-
5. RIVERSIDE #1	Normal	-	-	-	-	-	-
Absentee	-	-	-	-	-	-	-
6. CASSIDY #1	Normal	-	-	-	-	-	-
Absentee	-	-	-	-	-	-	-
7. W. FINLEY	Normal	-	-	-	-	-	-
Absentee	-	-	-	-	-	-	-
8. EAST FINLEY	Normal	-	-	-	-	-	-
Absentee	-	-	-	-	-	-	-
9. NORTH GALLOWAY	Normal	1939	66 25.48%	88 33.98%	59 22.78%	44 16.99%	2 0.77%
Absentee	1939	0	0	0	0	0	0
10. SOUTH GALLOWAY	Normal	1577	75 20.60%	121 33.24%	77 21.15%	87 23.90%	4 1.10%
Absentee	1577	0	0	0	0	0	0
13. LINCOLN #1	Normal	-	-	-	-	-	-
Absentee	-	-	-	-	-	-	-
15 NORTH LINN	Normal	9	0	0	0	0	0
Absentee	9	0	0	0	0	0	0
17. McCracken	Normal	-	-	-	-	-	-
Absentee	-	-	-	-	-	-	-
20. POLK	Normal	-	-	-	-	-	-
Absentee	-	-	-	-	-	-	-

John Brunier
Paul Cook

Statement of Votes Cast
 GENERAL MUNICIPAL ELECTION
 CHRISTIAN COUNTY, MISSOURI
 TUESDAY, APRIL 2, 2019
 GENERAL MUNICIPAL ELECTION APRIL 2, 2019
 OFFICIAL RESULTS

Date: 4/5/2019
 Time: 12:33:32 PM

SPOKANE R-VII SCHOOL BOARD MEMBER

Reg. Voters	Total Votes	JOHN F. ARMITAGE	TOBY ESSICK	KELLY KRAUCH	AARON WINSLOW	WRITE IN

John Armitage
Paul Essick

Statement of Votes Cast
 GENERAL MUNICIPAL ELECTION
 CHRISTIAN COUNTY, MISSOURI
 TUESDAY, APRIL 2, 2019
 GENERAL MUNICIPAL ELECTION APRIL 2, 2019
 OFFICIAL RESULTS

Date: 4/5/2019
 Time: 12:33:32 PM

Total	3525	656	150	22.87%	216	32.93%	141	21.49%	143	21.80%	6	0.91%
-------	------	-----	-----	--------	-----	--------	-----	--------	-----	--------	---	-------

Tom Russell
Paul Bevil

[Signature]
[Signature]

Statement of Votes Cast
 GENERAL MUNICIPAL ELECTION
 CHRISTIAN COUNTY, MISSOURI
 TUESDAY, APRIL 2, 2019
 GENERAL MUNICIPAL ELECTION APRIL 2, 2019
 OFFICIAL RESULTS

Date: 4/5/2019
 Time: 12:33:32 PM

OZARK FIRE BOARD MEMBER, 6 YR TERM

Jurisdiction Wide	Reg. Voters	Total Votes	NEAL STONE		ANGIE JOHNS		JOSEPH S. McMURTREY		SUSIE BALLARD		ANDREW R. MILLS		WRITE IN	
			Count	Percentage	Count	Percentage	Count	Percentage	Count	Percentage	Count	Percentage		
E. BENTON / 3. BRUNER	-	-	-	-	-	-	-	-	-	-	-	-	-	
Normal	-	-	-	-	-	-	-	-	-	-	-	-	-	
Absentee	-	-	-	-	-	-	-	-	-	-	-	-	-	
2. WEST BENTON / 14. LINDEN	653	62	12	19.35%	17	27.42%	7	11.29%	13	20.97%	11	17.74%	2	3.23%
Normal	653	0	0	-	0	-	0	-	0	-	0	-	0	-
Absentee	-	-	-	-	-	-	-	-	-	-	-	-	-	-
5. RIVERSIDE #1	2544	79	18	22.78%	19	24.05%	9	11.39%	16	20.25%	17	21.52%	0	-
Normal	2544	0	0	-	0	-	0	-	0	-	0	-	0	-
Absentee	-	-	-	-	-	-	-	-	-	-	-	-	-	-
6. CASSIDY #1	2616	96	14	14.58%	30	31.25%	16	16.67%	27	28.12%	9	9.38%	0	-
Normal	2616	0	0	-	0	-	0	-	0	-	0	-	0	-
Absentee	-	-	-	-	-	-	-	-	-	-	-	-	-	-
7. W. FINLEY	3166	168	23	13.69%	33	19.64%	36	21.43%	44	26.19%	31	18.45%	1	0.60%
Normal	3166	0	0	-	0	-	0	-	0	-	0	-	0	-
Absentee	-	-	-	-	-	-	-	-	-	-	-	-	-	-
8. EAST FINLEY	4579	214	20	9.35%	44	20.56%	57	26.64%	76	35.51%	17	7.94%	0	-
Normal	4579	0	0	-	0	-	0	-	0	-	0	-	0	-
Absentee	-	-	-	-	-	-	-	-	-	-	-	-	-	-
9. NORTH GALLOWAY	696	10	1	10.00%	2	20.00%	3	30.00%	2	20.00%	2	20.00%	0	-
Normal	696	0	0	-	0	-	0	-	0	-	0	-	0	-
Absentee	-	-	-	-	-	-	-	-	-	-	-	-	-	-
10. SOUTH GALLOWAY	-	-	-	-	-	-	-	-	-	-	-	-	-	-
Normal	-	-	-	-	-	-	-	-	-	-	-	-	-	-
Absentee	-	-	-	-	-	-	-	-	-	-	-	-	-	-
13. LINCOLN #1	-	-	-	-	-	-	-	-	-	-	-	-	-	-
Normal	-	-	-	-	-	-	-	-	-	-	-	-	-	-
Absentee	-	-	-	-	-	-	-	-	-	-	-	-	-	-
15 NORTH LINN	716	79	10	12.66%	29	36.71%	9	11.39%	20	25.32%	8	10.13%	3	3.80%
Normal	716	0	0	-	0	-	0	-	0	-	0	-	0	-
Absentee	-	-	-	-	-	-	-	-	-	-	-	-	-	-
17. MCCracken	1625	81	17	20.99%	23	28.40%	6	7.41%	20	24.69%	15	18.52%	0	-
Normal	1625	0	0	-	0	-	0	-	0	-	0	-	0	-
Absentee	-	-	-	-	-	-	-	-	-	-	-	-	-	-
20. POLK	-	-	-	-	-	-	-	-	-	-	-	-	-	-
Normal	-	-	-	-	-	-	-	-	-	-	-	-	-	-
Absentee	-	-	-	-	-	-	-	-	-	-	-	-	-	-

Jim Bruner
Carl Crick

Statement of Votes Cast
 GENERAL MUNICIPAL ELECTION
 CHRISTIAN COUNTY, MISSOURI
 TUESDAY, APRIL 2, 2019
 GENERAL MUNICIPAL ELECTION APRIL 2, 2019
 OFFICIAL RESULTS

Date: 4/5/2019
 Time: 12:33:32 PM

OZARK FIRE BOARD MEMBER, 6 YR TERM

Reg. Voters	Total Votes	NEAL STONE	ANGIE JOHNS	JOSEPH S. McMURTREY	SUSIE BALLARD	ANDREW R. MILLS	WRITE IN

Don Arnold
Board Chair



Statement of Votes Cast
 GENERAL MUNICIPAL ELECTION
 CHRISTIAN COUNTY, MISSOURI
 TUESDAY, APRIL 2, 2019
 GENERAL MUNICIPAL ELECTION APRIL 2, 2019
 OFFICIAL RESULTS

Date: 4/5/2019
 Time: 12:33:32 PM

Total	22712	1428	195	13.66%	353	24.72%	267	18.70%	389	27.24%	212	14.85%	12	0.84%
-------	-------	------	-----	--------	-----	--------	-----	--------	-----	--------	-----	--------	----	-------

Tom Linnell
Paul Green

[Signature]
[Signature]

Statement of Votes Cast
 GENERAL MUNICIPAL ELECTION
 CHRISTIAN COUNTY, MISSOURI
 TUESDAY, APRIL 2, 2019
 GENERAL MUNICIPAL ELECTION APRIL 2, 2019
 OFFICIAL RESULTS

Date: 4/5/2019
 Time: 12:33:32 PM

OZARK SPECIAL ROAD DIST. COMMISSIONER

BILLINGS ALDERMAN, WARD 1

Jurisdiction Wide	Reg. Voters	Total Votes	MICHAEAL BLOOM				JOHN FLAGG ELKINS				Reg. Voters	Total Votes	JACK VANZANDT		WRITE IN	
			WRITE IN	WRITE IN	WRITE IN	WRITE IN	WRITE IN	WRITE IN	WRITE IN	WRITE IN						
E. BENTON / 3. BRUNER	-	-	-	-	-	-	-	-	-	-	-	-	-	-	-	-
Normal	-	-	-	-	-	-	-	-	-	-	-	-	-	-	-	-
Absentee	-	-	-	-	-	-	-	-	-	-	-	-	-	-	-	-
2. WEST BENTON / 14. LINDEN	2	0	0	0	0	0	0	0	0	-	-	-	-	-	-	-
Normal	2	0	0	0	0	0	0	0	0	-	-	-	-	-	-	-
Absentee	-	-	-	-	-	-	-	-	-	-	-	-	-	-	-	-
5. RIVERSIDE #1	2544	45	21	46.67%	24	53.33%	0	0	0	-	-	-	-	-	-	-
Normal	2544	0	0	-	0	-	0	-	0	-	-	-	-	-	-	-
Absentee	-	-	-	-	-	-	-	-	-	-	-	-	-	-	-	-
6. CASSIDY #1	2616	57	35	61.40%	21	36.84%	1	1.75%	0	-	-	-	-	-	-	-
Normal	2616	0	0	-	0	-	0	-	0	-	-	-	-	-	-	-
Absentee	-	-	-	-	-	-	-	-	-	-	-	-	-	-	-	-
7. W. FINLEY	2948	82	53	64.63%	29	35.37%	0	0	0	-	-	-	-	-	-	-
Normal	2948	0	0	-	0	-	0	-	0	-	-	-	-	-	-	-
Absentee	-	-	-	-	-	-	-	-	-	-	-	-	-	-	-	-
8. EAST FINLEY	3847	94	53	56.38%	40	42.55%	1	1.06%	0	-	-	-	-	-	-	-
Normal	3847	0	0	-	0	-	0	-	0	-	-	-	-	-	-	-
Absentee	-	-	-	-	-	-	-	-	-	-	-	-	-	-	-	-
9. NORTH GALLOWAY	-	-	-	-	-	-	-	-	-	-	-	-	-	-	-	-
Normal	-	-	-	-	-	-	-	-	-	-	-	-	-	-	-	-
Absentee	-	-	-	-	-	-	-	-	-	-	-	-	-	-	-	-
10. SOUTH GALLOWAY	-	-	-	-	-	-	-	-	-	-	-	-	-	-	-	-
Normal	-	-	-	-	-	-	-	-	-	-	-	-	-	-	-	-
Absentee	-	-	-	-	-	-	-	-	-	-	-	-	-	-	-	-
13. LINCOLN #1	-	-	-	-	-	-	-	-	-	-	-	-	-	-	-	-
Normal	-	-	-	-	-	-	-	-	-	-	-	-	-	-	-	-
Absentee	-	-	-	-	-	-	-	-	-	-	-	-	-	-	-	-
15 NORTH LINN	-	-	-	-	-	-	-	-	-	-	-	-	-	-	-	-
Normal	-	-	-	-	-	-	-	-	-	-	-	-	-	-	-	-
Absentee	-	-	-	-	-	-	-	-	-	-	-	-	-	-	-	-
17. MCCrackEN	401	11	7	63.64%	4	36.36%	0	0	0	-	-	-	-	-	-	-
Normal	401	0	0	-	0	-	0	-	0	-	-	-	-	-	-	-
Absentee	-	-	-	-	-	-	-	-	-	-	-	-	-	-	-	-
20. POLK	-	-	-	-	-	-	-	-	-	-	-	-	-	-	-	-
Normal	-	-	-	-	-	-	-	-	-	-	-	-	-	-	-	-
Absentee	-	-	-	-	-	-	-	-	-	-	-	-	-	-	-	-
		174								174	16	16	100.00%		0	0

Don Lane
Paul Cook

Statement of Votes Cast
 GENERAL MUNICIPAL ELECTION
 CHRISTIAN COUNTY, MISSOURI
 TUESDAY, APRIL 2, 2019
 GENERAL MUNICIPAL ELECTION APRIL 2, 2019
 OFFICIAL RESULTS


Date: 4/5/2019
 Time: 12:33:32 PM

OZARK SPECIAL ROAD DIST. COMMISSIONER

BILLINGS ALDERMAN, WARD 1

Reg. Voters	Total Votes	MICHAEL BLOOM	JOHN FLAGG ELKINS	WRITE IN	Reg. Voters	Total Votes	JACK VANZANDT	WRITE IN

Tom Lunnell
Paula Briel



Statement of Votes Cast
 GENERAL MUNICIPAL ELECTION
 CHRISTIAN COUNTY, MISSOURI
 TUESDAY, APRIL 2, 2019
 GENERAL MUNICIPAL ELECTION APRIL 2, 2019
 OFFICIAL RESULTS

Date: 4/5/2019
 Time: 12:33:32 PM

Total	19475	632	366	57.91%	284	41.77%	2	0.32%	174	16	16	100.00%	0
-------	-------	-----	-----	--------	-----	--------	---	-------	-----	----	----	---------	---

Don Lewis
Paul Brand



Statement of Votes Cast
 GENERAL MUNICIPAL ELECTION
 CHRISTIAN COUNTY, MISSOURI
 TUESDAY, APRIL 2, 2019
 GENERAL MUNICIPAL ELECTION APRIL 2, 2019
 OFFICIAL RESULTS

Date: 4/5/2019
 Time: 12:33:32 PM

BILLINGS ALDERMAN, WARD 2

BILLINGS ALDERMAN, WARD 3, 2 YR TERM

Jurisdiction Wide	Reg. Voters	Total Votes	BILLINGS ALDERMAN, WARD 2		Reg. Voters	Total Votes	BILLINGS ALDERMAN, WARD 3, 2 YR TERM			
			DAVID W. KUCERA	WRITE IN			MELISSA VENABLE	SCOTT W. GOLD	WRITE IN	
E. BENTON / 3. BRUNER										
Normal										
Absentee										
2. WEST BENTON / 14. LINDEN										
Normal										
Absentee										
5. RIVERSIDE #1										
Normal										
Absentee										
6. CASSIDY #1										
Normal										
Absentee										
7. W. FINLEY										
Normal										
Absentee										
8. EAST FINLEY										
Normal										
Absentee										
9. NORTH GALLOWAY										
Normal										
Absentee										
10. SOUTH GALLOWAY										
Normal										
Absentee										
13. LINCOLN #1										
Normal										
Absentee										
15. NORTH LINN										
Normal										
Absentee										
17. McCRACKEN										
Normal										
Absentee										
20. POLK										
Normal	222	25	25	100.00%	271	33	15	45.45%	18	54.55%
Absentee	222	0	0		271	0	0		0	0

For Wendy Paul Creek

Statement of Votes Cast
 GENERAL MUNICIPAL ELECTION
 CHRISTIAN COUNTY, MISSOURI
 TUESDAY, APRIL 2, 2019
 GENERAL MUNICIPAL ELECTION APRIL 2, 2019
 OFFICIAL RESULTS


Date: 4/5/2019
 Time: 12:33:32 PM

BILLINGS ALDERMAN, WARD 2

BILLINGS ALDERMAN, WARD 3, 2 YR TERM

Reg. Voters	Total Votes	DAVID W. KUCERA	WRITE IN	Reg. Voters	Total Votes	MELISSA VENABLE	SCOTT W. GOLD	WRITE IN

Don Burnett
Paul Smith



Statement of Votes Cast
 GENERAL MUNICIPAL ELECTION
 CHRISTIAN COUNTY, MISSOURI
 TUESDAY, APRIL 2, 2019
 GENERAL MUNICIPAL ELECTION APRIL 2, 2019
 OFFICIAL RESULTS

Date: 4/5/2019
 Time: 12:33:32 PM

21 UNION CHAPEL 1	Normal	222	25	100.00%	0	0	0	0	0	0	0	0	0	0	0	0	0	0	0
22. ROSEDALE #1A	Absentee	0	0	0.00%	0	0	0	0	0	0	0	0	0	0	0	0	0	0	0
22. ROSEDALE #1A	Normal	0	1	100.00%	0	0	0	0	0	0	0	0	0	0	0	0	0	0	0
23. GARDEN GROVE	Absentee	0	0	0.00%	0	0	0	0	0	0	0	0	0	0	0	0	0	0	0
23. GARDEN GROVE	Normal	0	0	0.00%	0	0	0	0	0	0	0	0	0	0	0	0	0	0	0
24. NORTHVIEW #1	Absentee	0	0	0.00%	0	0	0	0	0	0	0	0	0	0	0	0	0	0	0
24. NORTHVIEW #1	Normal	0	0	0.00%	0	0	0	0	0	0	0	0	0	0	0	0	0	0	0
26. SPARTA	Absentee	0	0	0.00%	0	0	0	0	0	0	0	0	0	0	0	0	0	0	0
26. SPARTA	Normal	0	0	0.00%	0	0	0	0	0	0	0	0	0	0	0	0	0	0	0
27. UNION CHAPEL #2	Absentee	0	0	0.00%	0	0	0	0	0	0	0	0	0	0	0	0	0	0	0
27. UNION CHAPEL #2	Normal	0	0	0.00%	0	0	0	0	0	0	0	0	0	0	0	0	0	0	0
28. ROSEDALE #2	Absentee	0	0	0.00%	0	0	0	0	0	0	0	0	0	0	0	0	0	0	0
28. ROSEDALE #2	Normal	0	0	0.00%	0	0	0	0	0	0	0	0	0	0	0	0	0	0	0
29. NORTHVIEW #2	Absentee	0	0	0.00%	0	0	0	0	0	0	0	0	0	0	0	0	0	0	0
29. NORTHVIEW #2	Normal	0	0	0.00%	0	0	0	0	0	0	0	0	0	0	0	0	0	0	0
30. ROSEDALE 1B	Absentee	0	0	0.00%	0	0	0	0	0	0	0	0	0	0	0	0	0	0	0
30. ROSEDALE 1B	Normal	0	0	0.00%	0	0	0	0	0	0	0	0	0	0	0	0	0	0	0
31. RIVERSIDE #2	Absentee	0	0	0.00%	0	0	0	0	0	0	0	0	0	0	0	0	0	0	0
31. RIVERSIDE #2	Normal	0	0	0.00%	0	0	0	0	0	0	0	0	0	0	0	0	0	0	0
32. CASSIDY #2	Absentee	0	0	0.00%	0	0	0	0	0	0	0	0	0	0	0	0	0	0	0
32. CASSIDY #2	Normal	0	0	0.00%	0	0	0	0	0	0	0	0	0	0	0	0	0	0	0
33. LINCOLN #2	Absentee	0	0	0.00%	0	0	0	0	0	0	0	0	0	0	0	0	0	0	0
33. LINCOLN #2	Normal	0	0	0.00%	0	0	0	0	0	0	0	0	0	0	0	0	0	0	0
ABSENTEE		0	0	0.00%	0	0	0	0	0	0	0	0	0	0	0	0	0	0	0
Normal		0	1	100.00%	0	0	0	0	0	0	0	0	0	0	0	0	0	0	0
Absentee		0	0	0.00%	0	0	0	0	0	0	0	0	0	0	0	0	0	0	0
Total		222	25	100.00%	0	0	0	0	0	0	0	0	0	0	0	0	0	0	0
Normal		222	1	100.00%	0	0	0	0	0	0	0	0	0	0	0	0	0	0	0
Absentee		0	24	0.00%	0	0	0	0	0	0	0	0	0	0	0	0	0	0	0

Tom
Russell
David
Steve

Statement of Votes Cast
 GENERAL MUNICIPAL ELECTION
 CHRISTIAN COUNTY, MISSOURI
 TUESDAY, APRIL 2, 2019
 GENERAL MUNICIPAL ELECTION APRIL 2, 2019
 OFFICIAL RESULTS

Date: 4/5/2019
 Time: 12:33:32 PM

Total	222	26	26	100.00%	0	271	35	17	48.57%	18	51.43%	0
-------	-----	----	----	---------	---	-----	----	----	--------	----	--------	---

Tom Knudt
Paul Greiner

Statement of Votes Cast
 GENERAL MUNICIPAL ELECTION
 CHRISTIAN COUNTY, MISSOURI
 TUESDAY, APRIL 2, 2019
 GENERAL MUNICIPAL ELECTION APRIL 2, 2019
 OFFICIAL RESULTS

Date: 4/5/2019
 Time: 12:33:32 PM

BILLINGS ALDERMAN, WARD 3, 1 YR TERM

CLEVER ALDERMAN, EAST WARD

Jurisdiction Wide	Reg. Voters	Total Votes	KENNETH CLOUD			MARVIN L. WOODS			WRITE IN	Reg. Voters	Total Votes	SCOTT HACKWORTH			WRITE IN
E. BENTON / 3. BRUNER															
Normal															
Absentee															
2. WEST BENTON / 14. LINDEN															
Normal															
Absentee															
5. RIVERSIDE #1															
Normal															
Absentee															
6. CASSIDY #1															
Normal															
Absentee															
7. W. FINLEY															
Normal															
Absentee															
8. EAST FINLEY															
Normal															
Absentee															
9. NORTH GALLOWAY															
Normal															
Absentee															
10. SOUTH GALLOWAY															
Normal															
Absentee															
13. LINGCOLN #1															
Normal															
Absentee															
15. NORTH LINN															
Normal															
Absentee															
17. McCRACKEN															
Normal															
Absentee															
20. POLK															
Normal															
Absentee															
	271	32	19	59.38%		13	40.62%	0							
	271	0	0			0		0							

The Board
Paul Creek

Statement of Votes Cast
 GENERAL MUNICIPAL ELECTION
 CHRISTIAN COUNTY, MISSOURI
 TUESDAY, APRIL 2, 2019
 GENERAL MUNICIPAL ELECTION APRIL 2, 2019
 OFFICIAL RESULTS


Date: 4/5/2019
 Time: 12:33:32 PM

BILLINGS ALDERMAN, WARD 3, 1 YR TERM

CLEVER ALDERMAN, EAST WARD

Reg. Voters	Total Votes	KENNETH CLOUD	MARVIN L. WOODS	WRITE IN	Reg. Voters	Total Votes	SCOTT HACKWORTH	WRITE IN

Don Russell
Paul Davis



Statement of Votes Cast
 GENERAL MUNICIPAL ELECTION
 CHRISTIAN COUNTY, MISSOURI
 TUESDAY, APRIL 2, 2019
 GENERAL MUNICIPAL ELECTION APRIL 2, 2019
 OFFICIAL RESULTS

Date: 4/5/2019
 Time: 12:33:32 PM

Total	271	34	20	58.82%	14	41.18%	0	747	116	62	53.45%	54	46.55%
-------	-----	----	----	--------	----	--------	---	-----	-----	----	--------	----	--------

Joe Buser
Board Clerk



Statement of Votes Cast
 GENERAL MUNICIPAL ELECTION
 CHRISTIAN COUNTY, MISSOURI
 TUESDAY, APRIL 2, 2019
 GENERAL MUNICIPAL ELECTION APRIL 2, 2019
 OFFICIAL RESULTS

Date: 4/5/2019
 Time: 12:33:32 PM

CLEVER ALDERMAN, WEST WARD

FREMONT HILLS ALDERMAN, WARD 1

Jurisdiction Wide	Reg. Voters	Total Votes	WADE PEARCE		WRITE IN	Reg. Voters	Total Votes	SEAN O'CONNELL		WRITE IN
E. BENTON / 3. BRUNER										
Normal	-	-	-	-	-	-	-	-	-	-
Absentee	-	-	-	-	-	-	-	-	-	-
2. WEST BENTON / 14. LINDEN										
Normal	-	-	-	-	-	-	-	-	-	-
Absentee	-	-	-	-	-	-	-	-	-	-
5. RIVERSIDE #1										
Normal	-	-	-	-	-	-	-	-	-	-
Absentee	-	-	-	-	-	-	-	-	-	-
6. CASSIDY #1										
Normal	-	-	-	-	-	-	-	-	-	-
Absentee	-	-	-	-	-	-	-	-	-	-
7. W. FINLEY										
Normal	-	-	-	-	-	-	-	-	-	-
Absentee	-	-	-	-	-	-	-	-	-	-
8. EAST FINLEY										
Normal	-	-	-	-	-	-	-	-	-	-
Absentee	-	-	-	-	-	-	-	-	-	-
9. NORTH GALLOWAY										
Normal	-	-	-	-	-	-	-	-	-	-
Absentee	-	-	-	-	-	-	-	-	-	-
10. SOUTH GALLOWAY										
Normal	-	-	-	-	-	-	-	-	-	-
Absentee	-	-	-	-	-	-	-	-	-	-
13. LINCOLN #1										
Normal	-	-	-	-	-	-	-	-	-	-
Absentee	-	-	-	-	-	-	-	-	-	-
15. NORTH LINN										
Normal	-	-	-	-	-	-	-	-	-	-
Absentee	-	-	-	-	-	-	-	-	-	-
17. McCRACKEN										
Normal	-	-	-	-	-	-	-	-	-	-
Absentee	-	-	-	-	-	-	-	-	-	-
20. POLK										
Normal	1	0	0	0	-	-	-	-	-	-
Absentee	1	0	0	0	-	-	-	-	-	-

Jack Lemay
Paul Greish



Statement of Votes Cast
 GENERAL MUNICIPAL ELECTION
 CHRISTIAN COUNTY, MISSOURI
 TUESDAY, APRIL 2, 2019
 GENERAL MUNICIPAL ELECTION APRIL 2, 2019
 OFFICIAL RESULTS

Date: 4/5/2019
 Time: 12:33:32 PM

CLEVER ALDERMAN, WEST WARD

FREMONT HILLS ALDERMAN, WARD 1

Reg. Voters	Total Votes	WADE	PEARCE	WRITE IN	Reg. Voters	Total Votes	SEAN O'CONNELL	WRITE IN

John D. ...
Paul ...

Statement of Votes Cast
 GENERAL MUNICIPAL ELECTION
 CHRISTIAN COUNTY, MISSOURI
 TUESDAY, APRIL 2, 2019
 GENERAL MUNICIPAL ELECTION APRIL 2, 2019
 OFFICIAL RESULTS

Date: 4/5/2019
 Time: 12:33:32 PM

21 UNION CHAPEL 1	Normal	975	142	44	30.99%	98	69.01%	271	24	24	100.00%	0	0
Absentee													
22. ROSEDALE #1A	Normal	974	142	44	30.99%	98	69.01%	271	24	24	100.00%	0	0
Absentee													
23. GARDEN GROVE	Normal	974	0	0	-	0	-	271	0	0	-	0	0
Absentee													
24. NORTHVIEW #1	Normal	0	0	0	-	0	-	0	0	0	-	0	0
Absentee													
26. SPARTA	Normal	0	3	1	33.33%	2	66.67%	0	4	4	100.00%	0	0
Absentee													
27. UNION CHAPEL #2	Normal	0	0	0	-	0	-	0	0	0	-	0	0
Absentee													
28. ROSEDALE #2	Normal	0	0	0	-	0	-	0	0	0	-	0	0
Absentee													
29. NORTHVIEW #2	Normal	0	0	0	-	0	-	0	0	0	-	0	0
Absentee													
30. ROSEDALE 1B	Normal	0	0	0	-	0	-	0	0	0	-	0	0
Absentee													
31. RIVERSIDE #2	Normal	0	0	0	-	0	-	0	0	0	-	0	0
Absentee													
32. CASSIDY #2	Normal	0	0	0	-	0	-	0	0	0	-	0	0
Absentee													
33. LINCOLN #2	Normal	0	0	0	-	0	-	0	0	0	-	0	0
Absentee													
Total		975	142	44	30.99%	98	69.01%	271	24	24	100.00%	0	0
Normal		975	142	44	30.99%	98	69.01%	271	24	24	100.00%	0	0
Absentee		975	3	1	33.33%	2	66.67%	271	4	4	100.00%	0	0

Steve Arnold
Paul Erwin
[Signature]

Statement of Votes Cast
 GENERAL MUNICIPAL ELECTION
 CHRISTIAN COUNTY, MISSOURI
 TUESDAY, APRIL 2, 2019
 GENERAL MUNICIPAL ELECTION APRIL 2, 2019
 OFFICIAL RESULTS

Date: 4/5/2019
 Time: 12:33:32 PM

Total	975	145	45	31.03%	100	68.97%	271	28	28	100.00%	0
-------	-----	-----	----	--------	-----	--------	-----	----	----	---------	---

*The Board
 Paul Green*



Statement of Votes Cast
 GENERAL MUNICIPAL ELECTION
 CHRISTIAN COUNTY, MISSOURI
 TUESDAY, APRIL 2, 2019
 GENERAL MUNICIPAL ELECTION APRIL 2, 2019
 OFFICIAL RESULTS

Date: 4/5/2019
 Time: 12:33:32 PM

FREMONT HILLS ALDERMAN, WARD 2

FREMONT HILLS ALDERMAN, WARD 3

Jurisdiction Wide	FREMONT HILLS ALDERMAN, WARD 2		FREMONT HILLS ALDERMAN, WARD 3	
	Reg. Voters	Total Votes	Reg. Voters	Total Votes
E. BENTON / 3. BRUNER				
Normal				
Absentee				
2. WEST BENTON / 14. LINDEN				
Normal				
Absentee				
5. RIVERSIDE #1				
Normal				
Absentee				
6. CASSIDY #1				
Normal				
Absentee				
7. W. FINLEY				
Normal				
Absentee				
8. EAST FINLEY				
Normal				
Absentee				
9. NORTH GALLOWAY				
Normal				
Absentee				
10. SOUTH GALLOWAY				
Normal				
Absentee				
13. LINCOLN #1				
Normal				
Absentee				
15 NORTH LINN				
Normal				
Absentee				
17. McCRACKEN				
Normal				
Absentee				
20. POLK				
Normal				
Absentee				

Don Leonard
Earl Green
[Signature]

Statement of Votes Cast
 GENERAL MUNICIPAL ELECTION
 CHRISTIAN COUNTY, MISSOURI
 TUESDAY, APRIL 2, 2019
 GENERAL MUNICIPAL ELECTION APRIL 2, 2019
 OFFICIAL RESULTS

Date: 4/5/2019
 Time: 12:33:32 PM

FREMONT HILLS ALDERMAN, WARD 2

FREMONT HILLS ALDERMAN, WARD 3

Reg. Voters	Total Votes	KERRY NELSON	WRITE IN	Reg. Voters	Total Votes	RANDY WEST	WRITE IN

Tom Linnell
Earle Erick



Statement of Votes Cast
 GENERAL MUNICIPAL ELECTION
 CHRISTIAN COUNTY, MISSOURI
 TUESDAY, APRIL 2, 2019
 GENERAL MUNICIPAL ELECTION APRIL 2, 2019
 OFFICIAL RESULTS

Date: 4/5/2019
Time: 12:33:32 PM

21 UNION CHAPEL 1	Normal										
Absentee											
22. ROSEDALE #1A	Normal										
Absentee											
23. GARDEN GROVE	Normal										
Absentee											
24. NORTHVIEW #1	Normal										
Absentee											
26. SPARTA	Normal										
Absentee											
27. UNION CHAPEL #2	Normal										
Absentee											
28. ROSEDALE #2	Normal										
Absentee											
29. NORTHVIEW #2	Normal										
Absentee											
30. ROSEDALE 1B	Normal										
Absentee											
31. RIVERSIDE #2	Normal										
Absentee											
32. CASSIDY #2	Normal	357	25	25	100.00%	0	0	190	9	9	100.00%
Absentee		357	0	0	0.00%	0	0	190	0	0	0.00%
33. LINCOLN #2	Normal										
Absentee											
ABSENTEE	Normal	0	0	0	0.00%	0	0	0	0	0	0.00%
Absentee		0	2	2	100.00%	0	0	0	0	0	0.00%
Total	Normal	357	25	25	100.00%	0	0	180	9	9	100.00%
Absentee		357	2	2	100.00%	0	0	190	0	0	0.00%

Statement of Votes Cast
 GENERAL MUNICIPAL ELECTION
 CHRISTIAN COUNTY, MISSOURI
 TUESDAY, APRIL 2, 2019
 GENERAL MUNICIPAL ELECTION APRIL 2, 2019
 OFFICIAL RESULTS

Date: 4/5/2019
 Time: 12:33:32 PM

Total	357	27	27	100.00%	0	190	9	9	100.00%	0
-------	-----	----	----	---------	---	-----	---	---	---------	---

Don Bernard
Carol Cecil

[Signature]
[Signature]

Statement of Votes Cast
 GENERAL MUNICIPAL ELECTION
 CHRISTIAN COUNTY, MISSOURI
 TUESDAY, APRIL 2, 2019
 GENERAL MUNICIPAL ELECTION APRIL 2, 2019
 OFFICIAL RESULTS

Date: 4/5/2019
 Time: 12:33:32 PM

NIXA MUNICIPAL JUDGE

NIXA COUNCIL MEMBER, DISTRICT 2

Jurisdiction Wide	Reg. Voters		Total Votes		JOEL T. HARRIS		WRITE IN		Reg. Voters		Total Votes		ARON PETERSON		CHRISTOPHE R HAMILTON		WRITE IN	
	Reg. Voters	Total	Reg. Voters	Total	Reg. Voters	Total	Reg. Voters	Total	Reg. Voters	Total	Reg. Voters	Total	Reg. Voters	Total	Reg. Voters	Total	Reg. Voters	Total
E. BENTON / 3. BRUNER																		
Normal																		
Absentee																		
2. WEST BENTON / 14. LINDEN																		
Normal																		
Absentee																		
5. RIVERSIDE #1																		
Normal																		
Absentee																		
6. CASSIDY #1																		
Normal																		
Absentee																		
7. W. FINLEY																		
Normal																		
Absentee																		
8. EAST FINLEY																		
Normal																		
Absentee																		
9. NORTH GALLOWAY																		
Normal																		
Absentee																		
10. SOUTH GALLOWAY																		
Normal																		
Absentee																		
13. LINCOLN #1																		
Normal																		
Absentee																		
15. NORTH LINN																		
Normal																		
Absentee																		
17. McCRACKEN																		
Normal																		
Absentee																		
20. POLK																		
Normal																		
Absentee																		

Don Russell
Carole Cecil

Statement of Votes Cast
 GENERAL MUNICIPAL ELECTION
 CHRISTIAN COUNTY, MISSOURI
 TUESDAY, APRIL 2, 2019
 GENERAL MUNICIPAL ELECTION APRIL 2, 2019
 OFFICIAL RESULTS

Date: 4/5/2019
 Time: 12:33:32 PM

NIXA MUNICIPAL JUDGE

NIXA COUNCIL MEMBER, DISTRICT 2

Reg. Voters	Total Votes	JOEL T. HARRIS	WRITE IN	Reg. Voters	Total Votes	ARON PETERSON	CHRISTOPHE R HAMILTON	WRITE IN

Joel T. Harris
Chris Peterson

Statement of Votes Cast
 GENERAL MUNICIPAL ELECTION
 CHRISTIAN COUNTY, MISSOURI
 TUESDAY, APRIL 2, 2019
 GENERAL MUNICIPAL ELECTION APRIL 2, 2019
 OFFICIAL RESULTS

Date: 4/5/2019
 Time: 12:33:32 PM

21 UNION CHAPEL 1	Normal	3037	529	522	98.68%	7	1.32%	391	82	48	56.10%	34	41.46%	2	2.44%
Absentee	3037	0	0	0	-	0	-	391	0	0	-	0	-	0	-
22. ROSEDALE #1A	Normal	2473	352	348	98.86%	4	1.14%	-	-	-	-	-	-	-	-
Absentee	2473	0	0	0	-	0	-	-	-	-	-	-	-	-	-
23. GARDEN GROVE	Normal	1577	288	278	96.53%	10	3.47%	1577	286	178	62.24%	102	35.66%	6	2.10%
Absentee	1577	0	0	0	-	0	-	1577	0	0	-	0	-	0	-
24. NORTHVIEW #1	Normal	3701	640	629	98.28%	11	1.72%	-	-	-	-	-	-	-	-
Absentee	3701	0	0	0	-	0	-	-	-	-	-	-	-	-	-
26. SPARTA	Normal	-	-	-	-	-	-	-	-	-	-	-	-	-	-
Absentee	-	-	-	-	-	-	-	-	-	-	-	-	-	-	-
27. UNION CHAPEL #2	Normal	-	-	-	-	-	-	-	-	-	-	-	-	-	-
Absentee	-	-	-	-	-	-	-	-	-	-	-	-	-	-	-
28. ROSEDALE #2	Normal	-	-	-	-	-	-	-	-	-	-	-	-	-	-
Absentee	-	-	-	-	-	-	-	-	-	-	-	-	-	-	-
29. NORTHVIEW #2	Absentee	-	-	-	-	-	-	-	-	-	-	-	-	-	-
Normal	1422	281	274	97.51%	7	2.48%	1422	272	138	50.74%	128	47.06%	6	2.21%	
Absentee	1422	0	0	-	0	-	-	1422	0	0	-	0	-	0	-
30. ROSEDALE 1B	Normal	2202	278	272	97.84%	6	2.16%	532	54	28	51.85%	23	42.59%	3	5.56%
Absentee	2202	0	0	0	-	0	-	532	0	0	-	0	-	0	-
31. RIVERSIDE #2	Normal	-	-	-	-	-	-	-	-	-	-	-	-	-	-
Absentee	-	-	-	-	-	-	-	-	-	-	-	-	-	-	-
32. CASSIDY #2	Normal	-	-	-	-	-	-	-	-	-	-	-	-	-	-
Absentee	-	-	-	-	-	-	-	-	-	-	-	-	-	-	-
33. LINCOLN #2	Normal	-	-	-	-	-	-	-	-	-	-	-	-	-	-
Absentee	-	-	-	-	-	-	-	-	-	-	-	-	-	-	-
ABSENTEE	Normal	0	0	0	-	0	-	0	0	0	-	0	-	0	-
Absentee	0	149	149	100.00%	0	-	-	0	43	22	51.16%	21	48.84%	0	-
Total	Normal	14412	2368	2323	98.10%	45	1.90%	3922	694	390	56.20%	287	41.35%	17	2.45%
Absentee	14412	149	149	100.00%	0	-	-	3922	43	22	51.16%	21	48.84%	0	-

Donna Annand

Donna Annand


Donna Annand

Statement of Votes Cast
 GENERAL MUNICIPAL ELECTION
 CHRISTIAN COUNTY, MISSOURI
 TUESDAY, APRIL 2, 2019
 GENERAL MUNICIPAL ELECTION APRIL 2, 2019
 OFFICIAL RESULTS

Date: 4/5/2019
 Time: 12:33:32 PM

Total	14412	2517	2472	98.21%	45	1.79%	3922	737	412	55.90%	308	41.79%	17	2.31%
-------	-------	------	------	--------	----	-------	------	-----	-----	--------	-----	--------	----	-------

Tom Wood
Paul Brick



Statement of Votes Cast
 GENERAL MUNICIPAL ELECTION
 CHRISTIAN COUNTY, MISSOURI
 TUESDAY, APRIL 2, 2019
 GENERAL MUNICIPAL ELECTION APRIL 2, 2019
 OFFICIAL RESULTS

Date: 4/5/2019
 Time: 12:33:32 PM

NIXA COUNCIL MEMBER, DISTRICT 3 OZARK MAYOR

Jurisdiction Wide	Reg. Voters	Total Votes	JUSTIN ORF		WRITE IN		Reg. Voters	Total Votes	RICK GARDNER		WRITE IN	
E. BENTON / 3. BRUNER	-	-	-	-	-	-	-	-	-	-	-	-
Normal	-	-	-	-	-	-	-	-	-	-	-	-
Absentee	-	-	-	-	-	-	-	-	-	-	-	-
2. WEST BENTON / 14. LINDEN	-	-	-	-	-	-	-	-	-	-	-	-
Normal	-	-	-	-	-	-	-	-	-	-	-	-
Absentee	-	-	-	-	-	-	-	-	-	-	-	-
5. RIVERSIDE #1	-	-	-	-	-	-	2006	31	30	96.77%	1	3.23%
Normal	-	-	-	-	-	-	2006	0	0	-	0	-
Absentee	-	-	-	-	-	-	-	-	-	-	-	-
6. CASSIDY #1	-	-	-	-	-	-	2210	43	41	95.35%	2	4.65%
Normal	-	-	-	-	-	-	2210	0	0	-	0	-
Absentee	-	-	-	-	-	-	-	-	-	-	-	-
7. W. FINLEY	-	-	-	-	-	-	1664	42	41	97.62%	1	2.38%
Normal	-	-	-	-	-	-	1664	0	0	-	0	-
Absentee	-	-	-	-	-	-	-	-	-	-	-	-
8. EAST FINLEY	-	-	-	-	-	-	3310	88	84	95.45%	4	4.55%
Normal	-	-	-	-	-	-	3310	0	0	-	0	-
Absentee	-	-	-	-	-	-	-	-	-	-	-	-
9. NORTH GALLOWAY	-	-	-	-	-	-	-	-	-	-	-	-
Normal	-	-	-	-	-	-	-	-	-	-	-	-
Absentee	-	-	-	-	-	-	-	-	-	-	-	-
10. SOUTH GALLOWAY	-	-	-	-	-	-	-	-	-	-	-	-
Normal	-	-	-	-	-	-	-	-	-	-	-	-
Absentee	-	-	-	-	-	-	-	-	-	-	-	-
13. LINCOLN #1	-	-	-	-	-	-	-	-	-	-	-	-
Normal	-	-	-	-	-	-	-	-	-	-	-	-
Absentee	-	-	-	-	-	-	-	-	-	-	-	-
15 NORTH LINN	-	-	-	-	-	-	-	-	-	-	-	-
Normal	-	-	-	-	-	-	-	-	-	-	-	-
Absentee	-	-	-	-	-	-	-	-	-	-	-	-
17. MCCRACKEN	-	-	-	-	-	-	-	-	-	-	-	-
Normal	-	-	-	-	-	-	173	3	3	100.00%	0	-
Absentee	-	-	-	-	-	-	173	0	0	-	0	-
20. POLK	-	-	-	-	-	-	-	-	-	-	-	-
Normal	-	-	-	-	-	-	-	-	-	-	-	-
Absentee	-	-	-	-	-	-	-	-	-	-	-	-

Tim Russell
Clark Council

[Signature]

Statement of Votes Cast
 GENERAL MUNICIPAL ELECTION
 CHRISTIAN COUNTY, MISSOURI
 TUESDAY, APRIL 2, 2019
 GENERAL MUNICIPAL ELECTION APRIL 2, 2019
 OFFICIAL RESULTS

Date: 4/5/2019
 Time: 12:33:32 PM

NIXA COUNCIL MEMBER, DISTRICT 3 OZARK MAYOR

Reg. Voters	Total Votes	JUSTIN ORF	WRITE IN	Reg. Voters	Total Votes	RICK GARDNER	WRITE IN

Don Linnell
Paul Smith

[Signature]
[Signature]

Statement of Votes Cast
 GENERAL MUNICIPAL ELECTION
 CHRISTIAN COUNTY, MISSOURI
 TUESDAY, APRIL 2, 2019
 GENERAL MUNICIPAL ELECTION APRIL 2, 2019
 OFFICIAL RESULTS

Date: 4/5/2019
 Time: 12:33:32 PM

Total	4143	601	591	98.34%	10	1.66%	12998	391	380	97.19%	11	2.81%
-------	------	-----	-----	--------	----	-------	-------	-----	-----	--------	----	-------

Tom Bennett
Paul Bennett

[Signature]
[Signature]

Statement of Votes Cast
 GENERAL MUNICIPAL ELECTION
 CHRISTIAN COUNTY, MISSOURI
 TUESDAY, APRIL 2, 2019
 GENERAL MUNICIPAL ELECTION APRIL 2, 2019
 OFFICIAL RESULTS

Date: 4/5/2019
 Time: 12:33:32 PM

OZARK ALDERMAN, WARD 1

OZARK ALDERMAN, WARD 2

Jurisdiction Wide	Reg. Voters	Total Votes	JOHN D. TORGERSON		WRITE IN	Reg. Voters	Total Votes	TED A. SMITH		WRITE IN
			Votes	%				Votes	%	
E. BENTON / 3. BRUNER	-	-	-	-	-	-	-	-	-	-
Normal	-	-	-	-	-	-	-	-	-	-
Absentee	-	-	-	-	-	-	-	-	-	-
2. WEST BENTON / 14. LINDEN	-	-	-	-	-	-	-	-	-	-
Normal	-	-	-	-	-	-	-	-	-	-
Absentee	-	-	-	-	-	-	-	-	-	-
5. RIVERSIDE #1	-	-	-	-	-	-	-	-	-	-
Normal	-	-	-	-	-	-	-	-	-	-
Absentee	-	-	-	-	-	-	-	-	-	-
6. CASSIDY #1	-	-	-	-	-	-	-	-	-	-
Normal	-	-	-	-	-	-	-	-	-	-
Absentee	-	-	-	-	-	-	-	-	-	-
7. W. FINLEY	-	-	-	-	-	-	-	-	-	-
Normal	-	-	-	-	-	-	-	-	-	-
Absentee	-	-	-	-	-	-	-	-	-	-
8. EAST FINLEY	1338	30	29	96.67%	1	328	12	11	91.67%	1
Normal	1338	0	0	-	0	328	0	0	-	0
Absentee	-	-	-	-	-	-	-	-	-	-
9. NORTH GALLOWAY	2845	68	67	98.53%	1	465	18	18	100.00%	0
Normal	2845	0	0	-	0	465	0	0	-	0
Absentee	-	-	-	-	-	-	-	-	-	-
10. SOUTH GALLOWAY	-	-	-	-	-	-	-	-	-	-
Normal	-	-	-	-	-	-	-	-	-	-
Absentee	-	-	-	-	-	-	-	-	-	-
13. LINCOLN #1	-	-	-	-	-	-	-	-	-	-
Normal	-	-	-	-	-	-	-	-	-	-
Absentee	-	-	-	-	-	-	-	-	-	-
15. NORTH LINN	-	-	-	-	-	-	-	-	-	-
Normal	-	-	-	-	-	-	-	-	-	-
Absentee	-	-	-	-	-	-	-	-	-	-
17. McCRACKEN	-	-	-	-	-	-	-	-	-	-
Normal	82	1	1	100.00%	0	91	2	2	100.00%	0
Absentee	-	-	-	-	-	-	-	-	-	-
20. POLK	82	0	0	-	0	91	0	0	-	0
Normal	-	-	-	-	-	-	-	-	-	-
Absentee	-	-	-	-	-	-	-	-	-	-

For Ward 1
Carla Coble
For Ward 2
[Signature]

Statement of Votes Cast
 GENERAL MUNICIPAL ELECTION
 CHRISTIAN COUNTY, MISSOURI
 TUESDAY, APRIL 2, 2019
 GENERAL MUNICIPAL ELECTION APRIL 2, 2019
 OFFICIAL RESULTS


Date: 4/5/2019
 Time: 12:33:32 PM

OZARK ALDERMAN, WARD 1

OZARK ALDERMAN, WARD 2


Reg. Voters	Total Votes	JOHN D. TORGERSON	WRITE IN	Reg. Voters	Total Votes	TED A. SMITH	WRITE IN

For Council
Barbara Stevick



Statement of Votes Cast
 GENERAL MUNICIPAL ELECTION
 CHRISTIAN COUNTY, MISSOURI
 TUESDAY, APRIL 2, 2019
 GENERAL MUNICIPAL ELECTION APRIL 2, 2019
 OFFICIAL RESULTS

21 UNION CHAPEL 1	Normal				
	Absentee				
22. ROSEDALE #1A	Normal				
	Absentee				
23. GARDEN GROVE	Normal				
	Absentee				
24. NORTHVIEW #1	Normal				
	Absentee				
26. SPARTA	Normal				
	Absentee				
27. UNION CHAPEL #2	Normal				
	Absentee				
28. ROSEDALE #2	Normal				
	Absentee				
29. NORTHVIEW #2	Normal				
	Absentee				
30. ROSEDALE 1B	Normal				
	Absentee				
31. RIVERSIDE #2	Normal				
	Absentee				
32. CASSIDY #2	Normal				
	Absentee				
33. LINCOLN #2	Normal				
	Absentee				
Total		4265	99	97	97.98%	2	2.02%	4013	105	103	98.10%	2	1.80%
Normal		4265	22	22	100.00%	0	0	4013	41	41	100.00%	0	0
Absentee		0	0	0	0.00%	0	0	0	0	0	0.00%	0	0

Pamela Baile Clerk

 APR 5 2019

Statement of Votes Cast
 GENERAL MUNICIPAL ELECTION
 CHRISTIAN COUNTY, MISSOURI
 TUESDAY, APRIL 2, 2019
 GENERAL MUNICIPAL ELECTION APRIL 2, 2019
 OFFICIAL RESULTS

Date: 4/5/2019
 Time: 12:33:32 PM

Total	4285	121	119	98.35%	2	1.65%	4013	146	144	98.63%	2	1.37%
-------	------	-----	-----	--------	---	-------	------	-----	-----	--------	---	-------

Don Arnold
Paul Creek

[Signature]
[Signature]

Statement of Votes Cast
 GENERAL MUNICIPAL ELECTION
 CHRISTIAN COUNTY, MISSOURI
 TUESDAY, APRIL 2, 2019
 GENERAL MUNICIPAL ELECTION APRIL 2, 2019
 OFFICIAL RESULTS

Date: 4/5/2019
 Time: 12:33:32 PM

OZARK ALDERMAN, WARD 3 REPUBLIC COUNCIL MEMBER, WARD IV

Jurisdiction Wide	OZARK ALDERMAN, WARD 3				REPUBLIC COUNCIL MEMBER, WARD IV			
	Reg. Voters	Total Votes	JASON N. SHAEFFER	WRITE IN	Reg. Voters	Total Votes	JAMES L. DEICHMAN	WRITE IN
E. BENTON / 3. BRUNER								
Normal								
Absentee								
2. WEST BENTON / 14. LINDEN								
Normal								
Absentee								
5. RIVERSIDE #1								
Normal	2006	30	30	100.00%	0	0		
Absentee	2006	0	0					
6. CASSIDY #1								
Normal	428	11	11	100.00%	0	0		
Absentee	428	0	0					
7. W. FINLEY								
Normal								
Absentee								
8. EAST FINLEY								
Normal								
Absentee								
9. NORTH GALLOWAY								
Normal								
Absentee								
10. SOUTH GALLOWAY								
Normal								
Absentee								
13. LINCOLN #1								
Normal								
Absentee								
15. NORTH LINN								
Normal								
Absentee								
17. MCCRACKEN								
Normal								
Absentee								
20. POLK								
Normal					74	9	9	100.00%
Absentee					74	0	0	

Paula Creek

[Signature]

Statement of Votes Cast
 GENERAL MUNICIPAL ELECTION
 CHRISTIAN COUNTY, MISSOURI
 TUESDAY, APRIL 2, 2019
 GENERAL MUNICIPAL ELECTION APRIL 2, 2019
 OFFICIAL RESULTS

Date: 4/5/2019
 Time: 12:33:32 PM

OZARK ALDERMAN, WARD 3

REPUBLIC COUNCIL MEMBER, WARD IV

Reg. Voters	Total Votes	JASON N. SHAFER	WRITE IN	Reg. Voters	Total Votes	JAMES L. DEICHMAN	WRITE IN


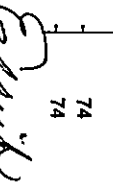

Tom Ward
Paul Grant

[Signature]
[Signature]

Statement of Votes Cast
 GENERAL MUNICIPAL ELECTION
 CHRISTIAN COUNTY, MISSOURI
 TUESDAY, APRIL 2, 2019
 GENERAL MUNICIPAL ELECTION APRIL 2, 2019
 OFFICIAL RESULTS

Date: 4/5/2019
 Time: 12:33:32 PM

21 UNION CHAPEL 1	Normal												
	Absentee												
22. ROSEDALE #1A	Normal												
	Absentee												
23. GARDEN GROVE	Normal												
	Absentee												
24. NORTHVIEW #1	Normal												
	Absentee												
26. SPARTA	Normal												
	Absentee												
27. UNION CHAPEL #2	Normal												
	Absentee												
28. ROSEDALE #2	Normal												
	Absentee												
29. NORTHVIEW #2	Normal												
	Absentee												
30. ROSEDALE 1B	Normal												
	Absentee												
31. RIVERSIDE #2	Normal	788	25	25	100.00%	0	0	0	0	0	0	0	0
	Absentee	788	0	0		0							
32. CASSIDY #2	Normal	1498	21	21	100.00%	0	0	0	0	0	0	0	0
	Absentee	1498	0	0		0							
33. LINCOLN #2	Normal	-	-	-	-	-	-	-	-	-	-	-	-
	Absentee	-	-	-	-	-	-	-	-	-	-	-	-
ABSENTEE	Normal	0	0	0		0							
	Absentee	0	29	29	100.00%	0	0	0	0	0	0	0	0
Total	Normal	4720	87	87	100.00%	0	0	0	0	0	0	0	0
	Absentee	4720	29	29	100.00%	0	0	0	0	0	0	0	0

Dr. Kenneth Cole
Chief




Statement of Votes Cast
 GENERAL MUNICIPAL ELECTION
 CHRISTIAN COUNTY, MISSOURI
 TUESDAY, APRIL 2, 2019
 GENERAL MUNICIPAL ELECTION APRIL 2, 2019
 OFFICIAL RESULTS

Date: 4/5/2019
 Time: 12:33:32 PM

Total	4720	116	116	100.00%	0	0	0	0	0	0	0
-------	------	-----	-----	---------	---	---	---	---	---	---	---

Joe D'Amico
Paul Green

Statement of Votes Cast
 GENERAL MUNICIPAL ELECTION
 CHRISTIAN COUNTY, MISSOURI
 TUESDAY, APRIL 2, 2019
 GENERAL MUNICIPAL ELECTION APRIL 2, 2019
 OFFICIAL RESULTS

Date: 4/5/2019
 Time: 12:33:32 PM

CITY OF REPUBLIC QUESTION 1

CITY OF REPUBLIC QUESTION 2

Jurisdiction Wide	Reg. Voters		Total Votes		YES	NO	%	Reg. Voters		Total Votes		YES	NO	%
E. BENTON / 3. BRUNER	Normal	-	-	-	-	-	-	-	-	-	-	-	-	-
Absentee	-	-	-	-	-	-	-	-	-	-	-	-	-	-
2. WEST BENTON / 14. LINDEN	Normal	-	-	-	-	-	-	-	-	-	-	-	-	-
Absentee	-	-	-	-	-	-	-	-	-	-	-	-	-	-
5. RIVERSIDE #1	Normal	-	-	-	-	-	-	-	-	-	-	-	-	-
Absentee	-	-	-	-	-	-	-	-	-	-	-	-	-	-
6. CASSIDY #1	Normal	-	-	-	-	-	-	-	-	-	-	-	-	-
Absentee	-	-	-	-	-	-	-	-	-	-	-	-	-	-
7. W. FINLEY	Normal	-	-	-	-	-	-	-	-	-	-	-	-	-
Absentee	-	-	-	-	-	-	-	-	-	-	-	-	-	-
8. EAST FINLEY	Normal	-	-	-	-	-	-	-	-	-	-	-	-	-
Absentee	-	-	-	-	-	-	-	-	-	-	-	-	-	-
9. NORTH GALLOWAY	Normal	-	-	-	-	-	-	-	-	-	-	-	-	-
Absentee	-	-	-	-	-	-	-	-	-	-	-	-	-	-
10. SOUTH GALLOWAY	Normal	-	-	-	-	-	-	-	-	-	-	-	-	-
Absentee	-	-	-	-	-	-	-	-	-	-	-	-	-	-
13. LINCOLN #1	Normal	-	-	-	-	-	-	-	-	-	-	-	-	-
Absentee	-	-	-	-	-	-	-	-	-	-	-	-	-	-
15. NORTH LINN	Normal	-	-	-	-	-	-	-	-	-	-	-	-	-
Absentee	-	-	-	-	-	-	-	-	-	-	-	-	-	-
17. McCRACKEN	Normal	-	-	-	-	-	-	-	-	-	-	-	-	-
Absentee	-	-	-	-	-	-	-	-	-	-	-	-	-	-
20. POLK	Normal	74	11	6	54.55%	-	-	74	11	11	100.00%	-	-	-
Absentee	74	0	0	-	-	-	-	74	0	0	-	-	-	-

Tom Powell
Paula Crank

Date: 4/5/2019
Time: 12:33:32 PM

Statement of Votes Cast
GENERAL MUNICIPAL ELECTION
CHRISTIAN COUNTY, MISSOURI
TUESDAY, APRIL 2, 2019
GENERAL MUNICIPAL ELECTION APRIL 2, 2019
OFFICIAL RESULTS

CITY OF REPUBLIC QUESTION 1

CITY OF REPUBLIC QUESTION 2

Reg. Voters	Total Votes	CITY OF REPUBLIC QUESTION 1		Reg. Voters	Total Votes	CITY OF REPUBLIC QUESTION 2	
		YES	NO			YES	NO

Paula Brink
Donny Brink
[Signature]
[Signature]

Statement of Votes Cast
 GENERAL MUNICIPAL ELECTION
 CHRISTIAN COUNTY, MISSOURI
 TUESDAY, APRIL 2, 2019
 GENERAL MUNICIPAL ELECTION APRIL 2, 2019
 OFFICIAL RESULTS

Date: 4/5/2019
 Time: 12:33:32 PM

Total	74	11	8	54.55%	5	45.45%	74	11	11	100.00%	0
-------	----	----	---	--------	---	--------	----	----	----	---------	---

*For Board
 Carol E. Smith*

[Signature]

Statement of Votes Cast
 GENERAL MUNICIPAL ELECTION
 CHRISTIAN COUNTY, MISSOURI
 TUESDAY, APRIL 2, 2019
 GENERAL MUNICIPAL ELECTION APRIL 2, 2019
 OFFICIAL RESULTS

Date: 4/5/2019
 Time: 12:33:32 PM

CITY OF REPUBLIC QUESTION 3

CITY OF REPUBLIC QUESTION 4

Jurisdiction Wide	Reg. Voters		Total Votes		YES		NO		Reg. Voters		Total Votes		YES		NO		
E. BENTON / 3. BRUNER	Normal	-	-	-	-	-	-	-	-	-	-	-	-	-	-	-	
Absentee	-	-	-	-	-	-	-	-	-	-	-	-	-	-	-	-	
2. WEST BENTON / 14. LINDEN	Normal	-	-	-	-	-	-	-	-	-	-	-	-	-	-	-	
Absentee	-	-	-	-	-	-	-	-	-	-	-	-	-	-	-	-	
5. RIVERSIDE #1	Normal	-	-	-	-	-	-	-	-	-	-	-	-	-	-	-	
Absentee	-	-	-	-	-	-	-	-	-	-	-	-	-	-	-	-	
6. CASSIDY #1	Normal	-	-	-	-	-	-	-	-	-	-	-	-	-	-	-	
Absentee	-	-	-	-	-	-	-	-	-	-	-	-	-	-	-	-	
7. W. FINLEY	Normal	-	-	-	-	-	-	-	-	-	-	-	-	-	-	-	
Absentee	-	-	-	-	-	-	-	-	-	-	-	-	-	-	-	-	
8. EAST FINLEY	Normal	-	-	-	-	-	-	-	-	-	-	-	-	-	-	-	
Absentee	-	-	-	-	-	-	-	-	-	-	-	-	-	-	-	-	
9. NORTH GALLOWAY	Normal	-	-	-	-	-	-	-	-	-	-	-	-	-	-	-	
Absentee	-	-	-	-	-	-	-	-	-	-	-	-	-	-	-	-	
10. SOUTH GALLOWAY	Normal	-	-	-	-	-	-	-	-	-	-	-	-	-	-	-	
Absentee	-	-	-	-	-	-	-	-	-	-	-	-	-	-	-	-	
13. LINCOLN #1	Normal	-	-	-	-	-	-	-	-	-	-	-	-	-	-	-	
Absentee	-	-	-	-	-	-	-	-	-	-	-	-	-	-	-	-	
15 NORTH LINN	Normal	-	-	-	-	-	-	-	-	-	-	-	-	-	-	-	
Absentee	-	-	-	-	-	-	-	-	-	-	-	-	-	-	-	-	
17. McCRACKEN	Normal	-	-	-	-	-	-	-	-	-	-	-	-	-	-	-	
Absentee	-	-	-	-	-	-	-	-	-	-	-	-	-	-	-	-	
20. POLK	Normal	74	11	10	90.91%	-	-	-	-	74	11	8	72.73%	-	-	-	
Absentee	74	0	0	-	-	1	9.09%	-	-	74	0	0	-	-	-	3	27.27%

Paul Brink


[Signature]

Statement of Votes Cast
 GENERAL MUNICIPAL ELECTION
 CHRISTIAN COUNTY, MISSOURI
 TUESDAY, APRIL 2, 2019
 GENERAL MUNICIPAL ELECTION APRIL 2, 2019
 OFFICIAL RESULTS

Date: 4/5/2019
 Time: 12:33:32 PM

CITY OF REPUBLIC QUESTION 3				CITY OF REPUBLIC QUESTION 4			
Reg. Voters	Total Votes	YES	NO	Reg. Voters	Total Votes	YES	NO

*The County
 Court Clerk*



Statement of Votes Cast
 GENERAL MUNICIPAL ELECTION
 CHRISTIAN COUNTY, MISSOURI
 TUESDAY, APRIL 2, 2019
 GENERAL MUNICIPAL ELECTION APRIL 2, 2019
 OFFICIAL RESULTS

Date: 4/5/2019
 Time: 12:33:32 PM

21 UNION CHAPEL 1	Normal	74	11	10	90.91%	1	9.09%	74	11	8	72.73%	3	27.27%
Absentee	0	0	0	0	0	0	0	0	0	0	0	0	0
22. ROSEDALE #1A	Normal	0	0	0	0	0	0	0	0	0	0	0	0
Absentee	0	0	0	0	0	0	0	0	0	0	0	0	0
23. GARDEN GROVE	Normal	0	0	0	0	0	0	0	0	0	0	0	0
Absentee	0	0	0	0	0	0	0	0	0	0	0	0	0
24. NORTHVIEW #1	Normal	0	0	0	0	0	0	0	0	0	0	0	0
Absentee	0	0	0	0	0	0	0	0	0	0	0	0	0
26. SPARTA	Normal	0	0	0	0	0	0	0	0	0	0	0	0
Absentee	0	0	0	0	0	0	0	0	0	0	0	0	0
27. UNION CHAPEL #2	Normal	0	0	0	0	0	0	0	0	0	0	0	0
Absentee	0	0	0	0	0	0	0	0	0	0	0	0	0
28. ROSEDALE #2	Normal	0	0	0	0	0	0	0	0	0	0	0	0
Absentee	0	0	0	0	0	0	0	0	0	0	0	0	0
29. NORTHVIEW #2	Normal	0	0	0	0	0	0	0	0	0	0	0	0
Absentee	0	0	0	0	0	0	0	0	0	0	0	0	0
30. ROSEDALE 1B	Normal	0	0	0	0	0	0	0	0	0	0	0	0
Absentee	0	0	0	0	0	0	0	0	0	0	0	0	0
31. RIVERSIDE #2	Normal	0	0	0	0	0	0	0	0	0	0	0	0
Absentee	0	0	0	0	0	0	0	0	0	0	0	0	0
32. CASSIDY #2	Normal	0	0	0	0	0	0	0	0	0	0	0	0
Absentee	0	0	0	0	0	0	0	0	0	0	0	0	0
33. LINCOLN #2	Normal	0	0	0	0	0	0	0	0	0	0	0	0
Absentee	0	0	0	0	0	0	0	0	0	0	0	0	0
Total		74	11	10	90.91%	1	9.09%	74	11	8	72.73%	3	27.27%
Normal		74	11	10	90.91%	1	9.09%	74	11	8	72.73%	3	27.27%
Absentee		0	0	0	0	0	0	0	0	0	0	0	0

Ernest Paul Lewis

Statement of Votes Cast
 GENERAL MUNICIPAL ELECTION
 CHRISTIAN COUNTY, MISSOURI
 TUESDAY, APRIL 2, 2019
 GENERAL MUNICIPAL ELECTION APRIL 2, 2019
 OFFICIAL RESULTS

Date: 4/5/2019
 Time: 12:33:32 PM

Total	74	11	10	90.91%	1	9.09%	74	11	8	72.73%	3	27.27%
-------	----	----	----	--------	---	-------	----	----	---	--------	---	--------

Don Kump
Carol Creek



Statement of Votes Cast
 GENERAL MUNICIPAL ELECTION
 CHRISTIAN COUNTY, MISSOURI
 TUESDAY, APRIL 2, 2019
 GENERAL MUNICIPAL ELECTION APRIL 2, 2019
 OFFICIAL RESULTS

Date: 4/5/2019
 Time: 12:33:32 PM

CITY OF REPUBLIC QUESTION 5

CITY OF REPUBLIC QUESTION 6

Jurisdiction Wide	CITY OF REPUBLIC QUESTION 5			CITY OF REPUBLIC QUESTION 6				
	Reg. Voters	Total Votes	YES	NO	Reg. Voters	Total Votes	YES	NO
E. BENTON / 3. BRUNER Normal	-	-	-	-	-	-	-	-
Absentee	-	-	-	-	-	-	-	-
2. WEST BENTON / 14. LINDEN Normal	-	-	-	-	-	-	-	-
Absentee	-	-	-	-	-	-	-	-
5. RIVERSIDE #1 Normal	-	-	-	-	-	-	-	-
Absentee	-	-	-	-	-	-	-	-
6. CASSIDY #1 Normal	-	-	-	-	-	-	-	-
Absentee	-	-	-	-	-	-	-	-
7. W. FINLEY Normal	-	-	-	-	-	-	-	-
Absentee	-	-	-	-	-	-	-	-
8. EAST FINLEY Normal	-	-	-	-	-	-	-	-
Absentee	-	-	-	-	-	-	-	-
9. NORTH GALLOWAY Normal	-	-	-	-	-	-	-	-
Absentee	-	-	-	-	-	-	-	-
10. SOUTH GALLOWAY Normal	-	-	-	-	-	-	-	-
Absentee	-	-	-	-	-	-	-	-
13. LINCOLN #1 Normal	-	-	-	-	-	-	-	-
Absentee	-	-	-	-	-	-	-	-
15 NORTH LINN Normal	-	-	-	-	-	-	-	-
Absentee	-	-	-	-	-	-	-	-
17. McCRACKEN Normal	-	-	-	-	-	-	-	-
Absentee	-	-	-	-	-	-	-	-
20. POLK Normal	74	11	11	100.00%	74	11	7	63.64%
Absentee	74	0	0	-	74	0	0	36.36%

John W. Wray
Carla Clark

[Signature]

Statement of Votes Cast
 GENERAL MUNICIPAL ELECTION
 CHRISTIAN COUNTY, MISSOURI
 TUESDAY, APRIL 2, 2019
 GENERAL MUNICIPAL ELECTION APRIL 2, 2019
 OFFICIAL RESULTS

Date: 4/5/2019
 Time: 12:33:32 PM

CITY OF REPUBLIC QUESTION 5

CITY OF REPUBLIC QUESTION 6

CITY OF REPUBLIC QUESTION 5		CITY OF REPUBLIC QUESTION 6	
Reg. Voters	Total Votes	Reg. Voters	Total Votes
	YES		YES
	NO		NO

*For Council
 Carol Bevin*

[Signature]

Statement of Votes Cast
GENERAL MUNICIPAL ELECTION
CHRISTIAN COUNTY, MISSOURI
TUESDAY, APRIL 2, 2019
GENERAL MUNICIPAL ELECTION APRIL 2, 2019
OFFICIAL RESULTS

Date: 4/5/2019
Time: 12:33:32 PM

21 UNION CHAPEL 1	Normal	74	11	11	100.00%	0	0	74	11	7	63.64%	4	36.36%
Absentee		0	0	0		0	0	0	0	0		0	0
22. ROSEDALE #1A	Normal	74	0	0		0	0	74	0	0		0	0
Absentee		0	0	0		0	0	0	0	0		0	0
23. GARDEN GROVE	Normal	74	0	0		0	0	74	0	0		0	0
Absentee		0	0	0		0	0	0	0	0		0	0
24. NORTHVIEW #1	Normal	74	0	0		0	0	74	0	0		0	0
Absentee		0	0	0		0	0	0	0	0		0	0
26. SPARTA	Normal	74	0	0		0	0	74	0	0		0	0
Absentee		0	0	0		0	0	0	0	0		0	0
27. UNION CHAPEL #2	Normal	74	0	0		0	0	74	0	0		0	0
Absentee		0	0	0		0	0	0	0	0		0	0
28. ROSEDALE #2	Normal	74	0	0		0	0	74	0	0		0	0
Absentee		0	0	0		0	0	0	0	0		0	0
29. NORTHVIEW #2	Normal	74	0	0		0	0	74	0	0		0	0
Absentee		0	0	0		0	0	0	0	0		0	0
30. ROSEDALE 1B	Normal	74	0	0		0	0	74	0	0		0	0
Absentee		0	0	0		0	0	0	0	0		0	0
31. RIVERSIDE #2	Normal	74	0	0		0	0	74	0	0		0	0
Absentee		0	0	0		0	0	0	0	0		0	0
32. CASSIDY #2	Normal	74	0	0		0	0	74	0	0		0	0
Absentee		0	0	0		0	0	0	0	0		0	0
33. LINCOLN #2	Normal	74	0	0		0	0	74	0	0		0	0
Absentee		0	0	0		0	0	0	0	0		0	0
ABSENTEE	Normal	74	0	0		0	0	74	0	0		0	0
Absentee		0	0	0		0	0	0	0	0		0	0
Total	Normal	74	11	11	100.00%	0	0	74	11	7	63.64%	4	36.36%
Absentee		0	0	0		0	0	0	0	0		0	0

Dr. Amy Ball Beck
[Signature]

Statement of Votes Cast
 GENERAL MUNICIPAL ELECTION
 CHRISTIAN COUNTY, MISSOURI
 TUESDAY, APRIL 2, 2019
 GENERAL MUNICIPAL ELECTION APRIL 2, 2019
 OFFICIAL RESULTS

Date: 4/5/2019
 Time: 12:33:32 PM

Total	74	11	11	100.00%	0	74	11	7	63.64%	4	36.36%
-------	----	----	----	---------	---	----	----	---	--------	---	--------

Don Kemp
Paul Smith

[Signature]
[Signature]

Statement of Votes Cast
 GENERAL MUNICIPAL ELECTION
 CHRISTIAN COUNTY, MISSOURI
 TUESDAY, APRIL 2, 2019
 GENERAL MUNICIPAL ELECTION APRIL 2, 2019
 OFFICIAL RESULTS

Date: 4/5/2019
 Time: 12:33:32 PM

CITY OF REPUBLIC QUESTION 7

CITY OF REPUBLIC QUESTION 8

Jurisdiction Wide	Reg. Voters		Total		YES	NO	Reg. Voters		Total		YES	NO
E. BENTON / 3. BRUNER Normal
Absentee
2. WEST BENTON / 14. LINDEN Normal
Absentee
5. RIVERSIDE #1 Normal
Absentee
6. CASSIDY #1 Normal
Absentee
7. W. FINLEY Normal
Absentee
8. EAST FINLEY Normal
Absentee
9. NORTH GALLOWAY Normal
Absentee
10. SOUTH GALLOWAY Normal
Absentee
13. LINCOLN #1 Normal
Absentee
15. NORTH LINN Normal
Absentee
17. McCRACKEN Normal
Absentee
20. POLK Normal	74	11	10	90.91%	.	.	74	11	10	90.91%	.	.
Absentee	74	0	0	.	1	9.09%	74	0	0	.	1	9.09%

*The Deputy
 Paul Smith*

[Signature]

Statement of Votes Cast
 GENERAL MUNICIPAL ELECTION
 CHRISTIAN COUNTY, MISSOURI
 TUESDAY, APRIL 2, 2019
 GENERAL MUNICIPAL ELECTION APRIL 2, 2019
 OFFICIAL RESULTS

Date: 4/5/2019
 Time: 12:33:32 PM

CITY OF REPUBLIC QUESTION 7

CITY OF REPUBLIC QUESTION 8

CITY OF REPUBLIC QUESTION 7		CITY OF REPUBLIC QUESTION 8	
Reg. Voters	Total Votes	Reg. Voters	Total Votes
YES		YES	
NO		NO	

Dir Russell
Paul Erick



Statement of Votes Cast
 GENERAL MUNICIPAL ELECTION
 CHRISTIAN COUNTY, MISSOURI
 TUESDAY, APRIL 2, 2019
 GENERAL MUNICIPAL ELECTION APRIL 2, 2019
 OFFICIAL RESULTS

Date: 4/5/2019
 Time: 12:33:32 PM

21. UNION CHAPEL 1	Normal	74	11	10	90.91%	1	9.09%	74	11	10	90.91%	1	9.09%
22. ROSEDALE #1A	Absentee	0	0	0	-	0	-	0	0	0	-	0	-
23. GARDEN GROVE	Normal	0	0	0	-	0	-	0	0	0	-	0	-
24. NORTHVIEW #1	Absentee	0	0	0	-	0	-	0	0	0	-	0	-
26. SPARTA	Normal	0	0	0	-	0	-	0	0	0	-	0	-
27. UNION CHAPEL #2	Absentee	0	0	0	-	0	-	0	0	0	-	0	-
28. ROSEDALE #2	Normal	0	0	0	-	0	-	0	0	0	-	0	-
29. NORTHVIEW #2	Absentee	0	0	0	-	0	-	0	0	0	-	0	-
30. ROSEDALE 1B	Normal	0	0	0	-	0	-	0	0	0	-	0	-
31. RIVERSIDE #2	Absentee	0	0	0	-	0	-	0	0	0	-	0	-
32. CASSIDY #2	Normal	0	0	0	-	0	-	0	0	0	-	0	-
33. LINCOLN #2	Absentee	0	0	0	-	0	-	0	0	0	-	0	-
Total	Normal	74	11	10	90.91%	1	9.09%	74	11	10	90.91%	1	9.09%
	Absentee	74	0	0	-	0	-	74	0	0	-	0	-

For Nancy Paul Gresh

[Signature]

Statement of Votes Cast
 GENERAL MUNICIPAL ELECTION
 CHRISTIAN COUNTY, MISSOURI
 TUESDAY, APRIL 2, 2019
 GENERAL MUNICIPAL ELECTION APRIL 2, 2019
 OFFICIAL RESULTS

Date: 4/5/2019
 Time: 12:33:32 PM

Total	74	11	10	90.91%	1	9.09%	74	11	10	90.91%	1	9.09%
-------	----	----	----	--------	---	-------	----	----	----	--------	---	-------

Donna Linn
Paula Greig

[Signature]
[Signature]

Statement of Votes Cast
 GENERAL MUNICIPAL ELECTION
 CHRISTIAN COUNTY, MISSOURI
 TUESDAY, APRIL 2, 2019
 GENERAL MUNICIPAL ELECTION APRIL 2, 2019
 OFFICIAL RESULTS

Date: 4/5/2019
 Time: 12:33:32 PM

CITY OF REPUBLIC QUESTION 9

CITY OF REPUBLIC QUESTION 10

Jurisdiction Wide	Reg. Voters		Total Votes		YES		NO		Reg. Voters		Total Votes		YES		NO	
	Reg. Voters	Total Votes	YES	NO	YES	NO	YES	NO	YES	NO	YES	NO	YES	NO	YES	NO
E. BENTON / 3. BRUNER	-	-	-	-	-	-	-	-	-	-	-	-	-	-	-	-
Normal	-	-	-	-	-	-	-	-	-	-	-	-	-	-	-	-
Absentee	-	-	-	-	-	-	-	-	-	-	-	-	-	-	-	-
2. WEST BENTON / 14. LINDEN	-	-	-	-	-	-	-	-	-	-	-	-	-	-	-	-
Normal	-	-	-	-	-	-	-	-	-	-	-	-	-	-	-	-
Absentee	-	-	-	-	-	-	-	-	-	-	-	-	-	-	-	-
5. RIVERSIDE #1	-	-	-	-	-	-	-	-	-	-	-	-	-	-	-	-
Normal	-	-	-	-	-	-	-	-	-	-	-	-	-	-	-	-
Absentee	-	-	-	-	-	-	-	-	-	-	-	-	-	-	-	-
6. CASSIDY #1	-	-	-	-	-	-	-	-	-	-	-	-	-	-	-	-
Normal	-	-	-	-	-	-	-	-	-	-	-	-	-	-	-	-
Absentee	-	-	-	-	-	-	-	-	-	-	-	-	-	-	-	-
7. W. FINLEY	-	-	-	-	-	-	-	-	-	-	-	-	-	-	-	-
Normal	-	-	-	-	-	-	-	-	-	-	-	-	-	-	-	-
Absentee	-	-	-	-	-	-	-	-	-	-	-	-	-	-	-	-
8. EAST FINLEY	-	-	-	-	-	-	-	-	-	-	-	-	-	-	-	-
Normal	-	-	-	-	-	-	-	-	-	-	-	-	-	-	-	-
Absentee	-	-	-	-	-	-	-	-	-	-	-	-	-	-	-	-
9. NORTH GALLOWAY	-	-	-	-	-	-	-	-	-	-	-	-	-	-	-	-
Normal	-	-	-	-	-	-	-	-	-	-	-	-	-	-	-	-
Absentee	-	-	-	-	-	-	-	-	-	-	-	-	-	-	-	-
10. SOUTH GALLOWAY	-	-	-	-	-	-	-	-	-	-	-	-	-	-	-	-
Normal	-	-	-	-	-	-	-	-	-	-	-	-	-	-	-	-
Absentee	-	-	-	-	-	-	-	-	-	-	-	-	-	-	-	-
13. LINCOLN #1	-	-	-	-	-	-	-	-	-	-	-	-	-	-	-	-
Normal	-	-	-	-	-	-	-	-	-	-	-	-	-	-	-	-
Absentee	-	-	-	-	-	-	-	-	-	-	-	-	-	-	-	-
15 NORTH LINN	-	-	-	-	-	-	-	-	-	-	-	-	-	-	-	-
Normal	-	-	-	-	-	-	-	-	-	-	-	-	-	-	-	-
Absentee	-	-	-	-	-	-	-	-	-	-	-	-	-	-	-	-
17. McCRACKEN	-	-	-	-	-	-	-	-	-	-	-	-	-	-	-	-
Normal	-	-	-	-	-	-	-	-	-	-	-	-	-	-	-	-
Absentee	-	-	-	-	-	-	-	-	-	-	-	-	-	-	-	-
20. POLK	74	11	10	90.91%	-	-	-	-	74	11	9	81.82%	-	-	-	-
Normal	74	11	10	90.91%	-	-	-	-	74	11	9	81.82%	-	-	-	-
Absentee	0	0	0	-	-	-	-	-	0	0	0	-	-	-	-	-
Absentee	0	0	0	-	-	-	-	-	0	0	2	18.18%	-	-	-	-

Tom Bruner
Paul Birch

Statement of Votes Cast
GENERAL MUNICIPAL ELECTION
CHRISTIAN COUNTY, MISSOURI
TUESDAY, APRIL 2, 2019
GENERAL MUNICIPAL ELECTION APRIL 2, 2019
OFFICIAL RESULTS

Date: 4/5/2019
Time: 12:33:32 PM

CITY OF REPUBLIC QUESTION 9

CITY OF REPUBLIC QUESTION 10

Reg. Voters	Total Votes	YES	NO	Reg. Voters	Total Votes	YES	NO


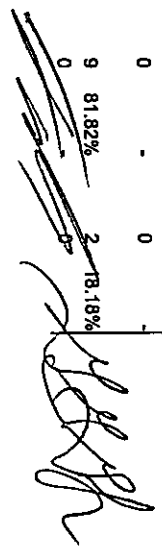
Tom Dunne
Paul Green

[Signature]
[Signature]

Statement of Votes Cast
 GENERAL MUNICIPAL ELECTION
 CHRISTIAN COUNTY, MISSOURI
 TUESDAY, APRIL 2, 2019
 GENERAL MUNICIPAL ELECTION APRIL 2, 2019
 OFFICIAL RESULTS

Date: 4/5/2019
 Time: 12:33:32 PM

21 UNION CHAPEL 1	Normal	74	11	10	90.91%	1	9.09%	74	11	9	81.82%	2	18.18%
Absentee													
22. ROSEDALE #1A	Normal	0	0	0	-	0	-	0	0	0	-	0	-
Absentee													
23. GARDEN GROVE	Normal	0	0	0	-	0	-	0	0	0	-	0	-
Absentee													
24. NORTHVIEW #1	Normal	0	0	0	-	0	-	0	0	0	-	0	-
Absentee													
26. SPARTA	Normal	0	0	0	-	0	-	0	0	0	-	0	-
Absentee													
27. UNION CHAPEL #2	Normal	0	0	0	-	0	-	0	0	0	-	0	-
Absentee													
28. ROSEDALE #2	Normal	0	0	0	-	0	-	0	0	0	-	0	-
Absentee													
29. NORTHVIEW #2	Normal	0	0	0	-	0	-	0	0	0	-	0	-
Absentee													
30. ROSEDALE 1B	Normal	0	0	0	-	0	-	0	0	0	-	0	-
Absentee													
31. RIVERSIDE #2	Normal	0	0	0	-	0	-	0	0	0	-	0	-
Absentee													
32. CASSIDY #2	Normal	0	0	0	-	0	-	0	0	0	-	0	-
Absentee													
33. LINCOLN #2	Normal	0	0	0	-	0	-	0	0	0	-	0	-
Absentee													
ABSENTEE	Normal	0	0	0	-	0	-	0	0	0	-	0	-
Absentee													
Total	Normal	74	11	10	90.91%	1	9.09%	74	11	9	81.82%	2	18.18%
Normal		74	0	0		0		74	0	0		0	
Absentee		0	0	0		0		0	0	0		0	


For Amy Paul Beard



Statement of Votes Cast
 GENERAL MUNICIPAL ELECTION
 CHRISTIAN COUNTY, MISSOURI
 TUESDAY, APRIL 2, 2019
 GENERAL MUNICIPAL ELECTION APRIL 2, 2019
 OFFICIAL RESULTS

Date: 4/5/2019
 Time: 12:33:32 PM

Total	74	11	10	90.91%	1	9.09%	74	11	9	81.82%	2	18.18%
-------	----	----	----	--------	---	-------	----	----	---	--------	---	--------

Don Amey
Paul Greath



Statement of Votes Cast
 GENERAL MUNICIPAL ELECTION
 CHRISTIAN COUNTY, MISSOURI
 TUESDAY, APRIL 2, 2019
 GENERAL MUNICIPAL ELECTION APRIL 2, 2019
 OFFICIAL RESULTS

Date: 4/5/2019
 Time: 12:33:32 PM

Jurisdiction	SPARTA MAYOR			SPARTA ALDERMAN, WARD 1, 2 YR TERM			SPARTA ALDERMAN, WARD 1, 1 YR TERM			
	Reg. Voters	Total Votes	JENNI DAVIS	WRITE IN	Reg. Voters	Total Votes	WRITE IN	Reg. Voters	Total Votes	WRITE IN
E. BENTON / 3. BRUNER
Normal
Absentee
2. WEST BENTON / 14. LINDEN
Normal
Absentee
5. RIVERSIDE #1
Normal
Absentee
6. CASSIDY #1
Normal
Absentee
7. W. FINLEY
Normal
Absentee
8. EAST FINLEY
Normal
Absentee
9. NORTH GALLOWAY
Normal
Absentee
10. SOUTH GALLOWAY
Normal
Absentee
13. LINCOLN #1
Normal
Absentee
15. NORTH LINN
Normal
Absentee
17. McCRACKEN
Normal
Absentee
20. POLK
Normal
Absentee

Don Munnell
Paul Creek

[Signature]

Statement of Votes Cast
 GENERAL MUNICIPAL ELECTION
 CHRISTIAN COUNTY, MISSOURI
 TUESDAY, APRIL 2, 2019
 GENERAL MUNICIPAL ELECTION APRIL 2, 2019
 OFFICIAL RESULTS

Date: 4/5/2019
 Time: 12:33:32 PM

SPARTA MAYOR				SPARTA ALDERMAN, WARD 1, 2 YR TERM				SPARTA ALDERMAN, WARD 1, 1 YR TERM			
Reg. Voters	Total Votes	JENNI DAVIS	WRITE IN	Reg. Voters	Total Votes	WRITE IN	Reg. Voters	Total Votes	WRITE IN		

*For Mayor
 Paul Erick*

[Signature]

Statement of Votes Cast
 GENERAL MUNICIPAL ELECTION
 CHRISTIAN COUNTY, MISSOURI
 TUESDAY, APRIL 2, 2019
 GENERAL MUNICIPAL ELECTION APRIL 2, 2019
 OFFICIAL RESULTS

Date: 4/5/2019
 Time: 12:33:32 PM

21 UNION CHAPEL 1	Normal	1101	85	73	85.88%	12	14.12%	549	18	18	100.00%	549	14	14	100.00%
Absentee			0			0			0	0			0	0	
22. ROSEDALE #1A	Normal	1101	0	0	0.00%	0		0	0	0		0	0	0	
Absentee			0	0	0.00%	0		0	0	0		0	0	0	
23. GARDEN GROVE	Normal	1101	0	0	0.00%	0		0	0	0		0	0	0	
Absentee			0	0	0.00%	0		0	0	0		0	0	0	
24. NORTHVIEW #1	Normal	1101	0	0	0.00%	0		0	0	0		0	0	0	
Absentee			0	0	0.00%	0		0	0	0		0	0	0	
26. SPARTA	Normal	1101	85	73	85.88%	12	14.12%	549	18	18	100.00%	549	14	14	100.00%
Absentee			0	0	0.00%	0		0	0	0		0	0	0	
27. UNION CHAPEL #2	Normal	1101	0	0	0.00%	0		0	0	0		0	0	0	
Absentee			0	0	0.00%	0		0	0	0		0	0	0	
28. ROSEDALE #2	Normal	1101	0	0	0.00%	0		0	0	0		0	0	0	
Absentee			0	0	0.00%	0		0	0	0		0	0	0	
29. NORTHVIEW #2	Normal	1101	0	0	0.00%	0		0	0	0		0	0	0	
Absentee			0	0	0.00%	0		0	0	0		0	0	0	
30. ROSEDALE 1B	Normal	1101	0	0	0.00%	0		0	0	0		0	0	0	
Absentee			0	0	0.00%	0		0	0	0		0	0	0	
31. RIVERSIDE #2	Normal	1101	0	0	0.00%	0		0	0	0		0	0	0	
Absentee			0	0	0.00%	0		0	0	0		0	0	0	
32. CASSIDY #2	Normal	1101	0	0	0.00%	0		0	0	0		0	0	0	
Absentee			0	0	0.00%	0		0	0	0		0	0	0	
33. LINCOLN #2	Normal	1101	0	0	0.00%	0		0	0	0		0	0	0	
Absentee			0	0	0.00%	0		0	0	0		0	0	0	
ABSENTEE	Normal	1101	0	0	0.00%	0		0	0	0		0	0	0	
Absentee			0	0	0.00%	0		0	0	0		0	0	0	
Total		1101	85	73	85.88%	12	14.12%	549	18	18	100.00%	549	14	14	100.00%
Normal		1101	4	4	100.00%	0		549	0	0		549	0	0	
Absentee		1101	0	0	0.00%	0		0	0	0		0	0	0	

Deanna Carl
Carl Carl

Statement of Votes Cast
 GENERAL MUNICIPAL ELECTION
 CHRISTIAN COUNTY, MISSOURI
 TUESDAY, APRIL 2, 2019
 GENERAL MUNICIPAL ELECTION APRIL 2, 2019
 OFFICIAL RESULTS

Date: 4/5/2019
 Time: 12:33:32 PM

Total	1101	89	77	88.52%	12	13.48%	549	18	18	100.00%	549	14	14	100.00%
-------	------	----	----	--------	----	--------	-----	----	----	---------	-----	----	----	---------

John Maxwell
Paul Greik



Statement of Votes Cast
 GENERAL MUNICIPAL ELECTION
 CHRISTIAN COUNTY, MISSOURI
 TUESDAY, APRIL 2, 2019
 GENERAL MUNICIPAL ELECTION APRIL 2, 2019
 OFFICIAL RESULTS

Date: 4/5/2019
 Time: 12:33:32 PM

SPARTA ALDERMAN, WARD 2, 2 YR TERM SPARTA ALDERMAN, WARD 2, 1 YR TERM

Jurisdiction Wide	Reg. Voters	Total Votes	JARRETT IORG		WRITE IN	Reg. Voters	Total Votes	TAMI GUERIN		WRITE IN
E. BENTON / 3. BRUNER Normal
Absentee
2. WEST BENTON / 14. LINDEN Normal
Absentee
5. RIVERSIDE #1 Normal
Absentee
6. CASSIDY #1 Normal
Absentee
7. W. FINLEY Normal
Absentee
8. EAST FINLEY Normal
Absentee
9. NORTH GALLOWAY Normal
Absentee
10. SOUTH GALLOWAY Normal
Absentee
13. LINCOLN #1 Normal
Absentee
15 NORTH LINN Normal
Absentee
17. MCCRACKEN Normal
Absentee
20. POLK Normal
Absentee

David Brunel
Carol Brail

Statement of Votes Cast
 GENERAL MUNICIPAL ELECTION
 CHRISTIAN COUNTY, MISSOURI
 TUESDAY, APRIL 2, 2019
 GENERAL MUNICIPAL ELECTION APRIL 2, 2019
 OFFICIAL RESULTS

Date: 4/5/2019
 Time: 12:33:32 PM

SPARTA ALDERMAN, WARD 2, 2 YR TERM SPARTA ALDERMAN, WARD 2, 1 YR TERM

Reg. Voters	Total Votes	JARRETT IORG	WRITE IN	Reg. Voters	Total Votes	TAMI GUERIN	WRITE IN

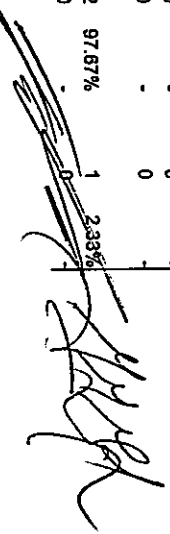
Tina Lunnell
Back Back



Statement of Votes Cast
 GENERAL MUNICIPAL ELECTION
 CHRISTIAN COUNTY, MISSOURI
 TUESDAY, APRIL 2, 2019
 GENERAL MUNICIPAL ELECTION APRIL 2, 2019
 OFFICIAL RESULTS

Date: 4/5/2019
 Time: 12:33:32 PM

21 UNION CHAPEL 1	Normal	552	41	34	82.93%	7	17.07%	552	43	42	97.67%	1	2.33%
Absentee	0	0	0	0	0	0	0	0	0	0	0	0	0
22. ROSEDALE #1A	Normal	552	0	0	0	0	0	552	0	0	0	0	0
Absentee	0	0	0	0	0	0	0	0	0	0	0	0	0
23. GARDEN GROVE	Normal	552	0	0	0	0	0	552	0	0	0	0	0
Absentee	0	0	0	0	0	0	0	0	0	0	0	0	0
24. NORTHVIEW #1	Normal	552	0	0	0	0	0	552	0	0	0	0	0
Absentee	0	0	0	0	0	0	0	0	0	0	0	0	0
26. SPARTA	Normal	552	41	34	82.93%	7	17.07%	552	43	42	97.67%	1	2.33%
Absentee	0	0	0	0	0	0	0	0	0	0	0	0	0
27. UNION CHAPEL #2	Normal	552	0	0	0	0	0	552	0	0	0	0	0
Absentee	0	0	0	0	0	0	0	0	0	0	0	0	0
28. ROSEDALE #2	Normal	552	0	0	0	0	0	552	0	0	0	0	0
Absentee	0	0	0	0	0	0	0	0	0	0	0	0	0
29. NORTHVIEW #2	Normal	552	0	0	0	0	0	552	0	0	0	0	0
Absentee	0	0	0	0	0	0	0	0	0	0	0	0	0
30. ROSEDALE 1B	Normal	552	0	0	0	0	0	552	0	0	0	0	0
Absentee	0	0	0	0	0	0	0	0	0	0	0	0	0
31. RIVERSIDE #2	Normal	552	0	0	0	0	0	552	0	0	0	0	0
Absentee	0	0	0	0	0	0	0	0	0	0	0	0	0
32. CASSIDY #2	Normal	552	0	0	0	0	0	552	0	0	0	0	0
Absentee	0	0	0	0	0	0	0	0	0	0	0	0	0
33. LINCOLN #2	Normal	552	0	0	0	0	0	552	0	0	0	0	0
Absentee	0	0	0	0	0	0	0	0	0	0	0	0	0
ABSENTEE	Normal	552	0	0	0	0	0	552	0	0	0	0	0
Absentee	0	0	0	0	0	0	0	0	0	0	0	0	0
Total	Normal	552	41	34	82.93%	7	17.07%	552	43	42	97.67%	1	2.33%
Absentee	0	0	0	0	0	0	0	0	0	0	0	0	0

Don Cornell
Beale Church


Statement of Votes Cast
 GENERAL MUNICIPAL ELECTION
 CHRISTIAN COUNTY, MISSOURI
 TUESDAY, APRIL 2, 2019
 GENERAL MUNICIPAL ELECTION APRIL 2, 2019
 OFFICIAL RESULTS

Date: 4/5/2019
 Time: 12:33:32 PM

Total	552	41	34	82.93%	7	17.07%	552	43	42	97.67%	1	2.33%
-------	-----	----	----	--------	---	--------	-----	----	----	--------	---	-------

Tim Munn
Paul Brand

[Signature]
[Signature]

Statement of Votes Cast
 GENERAL MUNICIPAL ELECTION
 CHRISTIAN COUNTY, MISSOURI
 TUESDAY, APRIL 2, 2019
 GENERAL MUNICIPAL ELECTION APRIL 2, 2019
 OFFICIAL RESULTS

Date: 4/5/2019
 Time: 12:33:32 PM

VILLAGE OF SADDLEBROOKE BOARD MEMBER

Jurisdiction Wide	Reg. Voters	Total Votes	DONALD SCHORTGEN		GAIL L. HINSHAW		STAN ARNOLDY		WRITE IN
			Count	Percentage	Count	Percentage	Count	Percentage	
E. BENTON / 3. BRUNER									
Normal									
Absentee									
2. WEST BENTON / 14. LINDEN									
Normal									
Absentee									
5. RIVERSIDE #1									
Normal									
Absentee									
6. CASSIDY #1									
Normal									
Absentee									
7. W. FINLEY									
Normal									
Absentee									
8. EAST FINLEY									
Normal									
Absentee									
9. NORTH GALLOWAY									
Normal									
Absentee									
10. SOUTH GALLOWAY									
Normal	207	46	13	28.26%	16	34.78%	16	34.78%	1
Absentee	207	0	0	-	0	-	0	-	0
13. LINCOLN #1									
Normal									
Absentee									
15. NORTH LINN									
Normal									
Absentee									
17. McCRACKEN									
Normal									
Absentee									
20. POLK									
Normal									
Absentee									

Don Bruner
Paul Powell

Statement of Votes Cast
 GENERAL MUNICIPAL ELECTION
 CHRISTIAN COUNTY, MISSOURI
 TUESDAY, APRIL 2, 2019
 GENERAL MUNICIPAL ELECTION APRIL 2, 2019
 OFFICIAL RESULTS

Date: 4/5/2019
 Time: 12:33:32 PM

VILLAGE OF SADDLEBROOKE BOARD MEMBER

Reg. Voters	Total Votes	DONALD SCHORTGEN	GAIL L. HINSHAW	STAN ARNOLDY	WRITE IN




Joe Busby
Case Craig

[Signature]
[Signature]

Statement of Votes Cast
 GENERAL MUNICIPAL ELECTION
 CHRISTIAN COUNTY, MISSOURI
 TUESDAY, APRIL 2, 2019
 GENERAL MUNICIPAL ELECTION APRIL 2, 2019
 OFFICIAL RESULTS

Date: 4/5/2019
 Time: 12:33:32 PM

Ballot Number	Description	Normal	Absentee	Total	Normal %	Absentee %
21	UNION CHAPEL 1	Normal				
		Absentee				
22	ROSEDALE #1A	Normal				
		Absentee				
23	GARDEN GROVE	Normal				
		Absentee				
24	NORTHVIEW #1	Normal				
		Absentee				
26	SPARTA	Normal				
		Absentee				
27	UNION CHAPEL #2	Normal				
		Absentee				
28	ROSEDALE #2	Normal				
		Absentee				
29	NORTHVIEW #2	Normal				
		Absentee				
30	ROSEDALE 1B	Normal				
		Absentee				
31	RIVERSIDE #2	Normal				
		Absentee				
32	CASSIDY #2	Normal				
		Absentee				
33	LINCOLN #2	Normal				
		Absentee				
		Absentee				
		Normal				
		Absentee				
		Normal				
		Absentee				
		Normal				
		Absentee				
207	Total	46	13	59	28.26%	21.70%
207	Normal	4	1	5	25.00%	2.17%
207	Absentee	42	12	54	27.78%	21.70%


 David Linnick

 Paul Grish

 [illegible]

Statement of Votes Cast
 GENERAL MUNICIPAL ELECTION
 CHRISTIAN COUNTY, MISSOURI
 TUESDAY, APRIL 2, 2019
 GENERAL MUNICIPAL ELECTION APRIL 2, 2019
 OFFICIAL RESULTS

Date: 4/5/2019
 Time: 12:33:32 PM

Total	207	50	14	28.00%	18	36.00%	17	34.00%	1	2.00%
-------	-----	----	----	--------	----	--------	----	--------	---	-------

Joe Loney
Earl Covert

