

**CERTIFICATION OF CHRISTIAN COUNTY MISSOURI  
ELECTION RETURNS OF THE  
GENERAL MUNICIPAL ELECTION  
HELD ON APRIL 2<sup>nd</sup>, 2019.**


State of Missouri            }  
  }ss.  
County of Christian         }

I, Kay Brown, Election Authority for the County of Christian, hereby certify the attached document to be a true, correct and complete abstract of all the votes cast in the General Municipal Election in said County held on April 2<sup>nd</sup>, 2019, as shown by the returns from all the different voting polling places or precincts in said County, and as verified by the election board as provided in 115.507 RSMo.

**IN TESTIMONY WHEREOF,**

I hereunto set my hand and affix the seal of the County, at my office in Ozark, Missouri this 5th day of April, 2019.

  
\_\_\_\_\_  
Christian County Election Authority



**APRIL 2019 WRITE-IN CANDIDATES SPARTA WARD 1: 2 YEAR TERM**

**WARD 1: 2 YEAR      WARD 1: 1 YEAR**

TRISTA GUNFER	5	0
DOREEN CAGLE	1	2
JENNIFER STAPP	4	7
JACK REYNOLDS	4	1
JASON STEPHENS	2	0
TOM PETTIT	1	1
BRIAN LOULA		1
MIKE YOUNKER		1
<b>TOTAL VOTES CAST</b>	<b>17</b>	<b>13</b>

**APRIL 2019 WRITE-IN CANDIDATES CLEVER WEST WARD**

**DECLARATION OF INTENT WRITE-INS**

**CLEVER WEST WARD 1**

	<b>JOSIAH A. FULLER</b>	<b>DALE A. MAISEL</b>	<b>WADE PEARCE</b>
ABSENTEE	1	1	1
POLK	0	0	0
LINCOLN 2	77	15	44
<b>TOTAL VOTES CAST</b>	<b>78</b>	<b>16</b>	<b>45</b>

**APRIL 2019 WRITE-IN CANDIDATES CLEVER EAST WARD**

**DECLARATION OF INTENT WRITE-INS**

**CLEVER EAST WARD 2**

	<b>NICKIE HART</b>	<b>LUCAS PEERY</b>	<b>SCOTT HACKWORTH</b>
ABSENTEE	0	0	5
LINCOLN 1	3	48	57
<b>TOTAL VOTES CAST</b>	<b>3</b>	<b>48</b>	<b>62</b>

Election Summary Report  
 GENERAL MUNICIPAL ELECTION  
 CHRISTIAN COUNTY, MISSOURI  
 TUESDAY, APRIL 2, 2019  
 GENERAL MUNICIPAL ELECTION APRIL 2, 2019  
 OFFICIAL RESULTS

Date: 4/5/2019  
 Time: 12:30:01 PM  
 Page 1/7

Registered Voters 55,787 - Total Ballots 6,962 : 12.48%

25 of 25 Precincts Reporting 100.00%

AVA R-I SCHOOL BOARD MEMBER		
Number of Precincts	2	
Precincts Reporting	2	100.00%
Vote For 2		
Total Votes	0	
RANCE (TANNER) CLARK	0	0%
DAN JOHNSON	0	0%
ANNA GAMBOA	0	0%
BRANDI KAY STANIFER	0	0%
WRITE IN	0	0%

LOGAN-ROGERSVILLE R-VIII SCHOOL BOARD MEMBER		
Number of Precincts	4	
Precincts Reporting	4	100.00%
Vote For 2		
Total Votes	491	
JULIE GIPSON	123	25.05%
JEFFREY WAYNE BARITEAU	117	23.83%
STEPHANIE J MILLER	139	28.31%
RICHARD E BURNEY	108	22.00%
WRITE IN	4	0.81%

CLEVER R-V SCHOOL BOARD MEMBER		
Number of Precincts	6	
Precincts Reporting	6	100.00%
Vote For 2		
Total Votes	971	
MATTHEW HAVING	102	10.50%
BRIAN TEAGUE	192	19.77%
ROB KRAMAR	107	11.02%
SAMANTHA MENDENHALL	124	12.77%
JAREDD KING	68	7.00%
SARAH CAMP	272	28.01%
BRYSON PELLHAM	99	10.20%
WRITE IN	7	0.72%

LOGAN-ROGERSVILLE R-VIII SCHOOL QUESTION 1		
Number of Precincts	4	
Precincts Reporting	4	100.00%
Vote For 1		
Total Votes	297	
YES	222	74.75%
NO	75	25.25%

LOGAN-ROGERSVILLE R-VIII SCHOOL QUESTION 2		
Number of Precincts	4	
Precincts Reporting	4	100.00%
Vote For 1		
Total Votes	296	
YES	157	53.04%
NO	139	46.96%

FORDLAND R-III SCHOOL BOARD MEMBER		
Number of Precincts	2	
Precincts Reporting	2	100.00%
Vote For 2		
Total Votes	9	
ROBERT LYNN BROOKS	4	44.44%
ERIC A. JACOBSON	2	22.22%
HUGHEY C. BELLUE JR.	0	0%
CYNTHIA SUSANNE	3	33.33%
WRITE IN	0	0%

MARIONVILLE R-IX SCHOOL BOARD MEMBER		
Number of Precincts	2	
Precincts Reporting	2	100.00%
Vote For 2		
Total Votes	3	
BRANDON L. WHITE	1	33.33%
CAROL BROWN	2	66.67%
ROBERT "BOB" DUDA JR.	0	0%
WRITE IN	0	0%

*Jim Russell*  
*Carla Essick*

Election Summary Report  
 GENERAL MUNICIPAL ELECTION  
 CHRISTIAN COUNTY, MISSOURI  
 TUESDAY, APRIL 2, 2019  
 GENERAL MUNICIPAL ELECTION APRIL 2, 2019  
 OFFICIAL RESULTS

Date: 4/5/2019  
 Time: 12:30:01 PM  
 Page 2/7

Registered Voters 55,787 - Total Ballots 6,962 : 12.48%

25 of 25 Precincts Reporting 100.00%

**NIXA PUBLIC SCHOOL BOARD MEMBER**

Number of Precincts 14  
 Precincts Reporting 14 100.00%  
 Vote For 2  
 Total Votes 7,570

GLENN R. SCOTT 2,525 33.36%  
 MIKE COPELAND 2,599 34.33%  
 TAMARA L. FUSCO 2,379 31.43%  
 WRITE IN 67 0.89%

**NIXA PUBLIC SCHOOL DISTRICT QUESTION 1**

Number of Precincts 14  
 Precincts Reporting 14 100.00%  
 Vote For 1  
 Total Votes 4,559

YES 3,075 67.45%  
 NO 1,484 32.55%

**NIXA PUBLIC SCHOOL DISTRICT QUESTION 2**

Number of Precincts 14  
 Precincts Reporting 14 100.00%  
 Vote For 1  
 Total Votes 4,558

YES 2,477 54.34%  
 NO 2,081 45.66%

**REPUBLIC R-III SCHOOL BOARD MEMBER**

Number of Precincts 4  
 Precincts Reporting 4 100.00%  
 Vote For 2  
 Total Votes 51

RUSTY SWIFT 20 39.22%  
 TRAVIS L. EDWARDS 15 29.41%  
 SAM HAYES 16 31.37%  
 WRITE IN 0 0%

**SPARTA R-III SCHOOL BOARD MEMBER**

Number of Precincts 6  
 Precincts Reporting 6 100.00%  
 Vote For 2  
 Total Votes 590

DENNIS GRANT LILLY 161 27.29%  
 RAYMOND EATON 128 21.69%  
 JASON ALBERT LOVELAND 172 29.15%  
 KATRINA SELSOR 128 21.69%  
 WRITE IN 1 0.17%

**SPOKANE R-VII SCHOOL BOARD MEMBER**

Number of Precincts 4  
 Precincts Reporting 4 100.00%  
 Vote For 2  
 Total Votes 656

JOHN F. ARMITAGE 150 22.87%  
 TOBY ESSICK 216 32.93%  
 KELLY KRAUCH 141 21.49%  
 AARON WINSLOW 143 21.80%  
 WRITE IN 6 0.91%

**OZARK FIRE BOARD MEMBER, 6 YR TERM**

Number of Precincts 11  
 Precincts Reporting 11 100.00%  
 Vote For 2  
 Total Votes 1,428

NEAL STONE 195 13.66%  
 ANGIE JOHNS 353 24.72%  
 JOSEPH S. McMURTRY 267 18.70%  
 SUSIE BALLARD 389 27.24%  
 ANDREW R. MILLS 212 14.85%  
 WRITE IN 12 0.84%

*Jim Russell*  
*Carle Esick*

Election Summary Report  
 GENERAL MUNICIPAL ELECTION  
 CHRISTIAN COUNTY, MISSOURI  
 TUESDAY, APRIL 2, 2019  
 GENERAL MUNICIPAL ELECTION APRIL 2, 2019  
 OFFICIAL RESULTS

Date: 4/5/2019  
 Time: 12:30:01 PM  
 Page 3/7

Registered Voters 55,787 - Total Ballots 6,962 : 12.48%

25 of 25 Precincts Reporting 100.00%

OZARK SPECIAL ROAD DIST. COMMISSIONER			
Number of Precincts	9		
Precincts Reporting	9	100.00%	
Vote For 1			
Total Votes	632		
MICHAEL BLOOM	366	57.91%	
JOHN FLAGG ELKINS	264	41.77%	
WRITE IN	2	0.32%	

BILLINGS ALDERMAN, WARD 3, 1 YR TERM			
Number of Precincts	2		
Precincts Reporting	2	100.00%	
Vote For 1			
Total Votes	34		
KENNETH CLOUD	20	58.82%	
MARVIN L. WOODS	14	41.18%	
WRITE IN	0	0%	

BILLINGS ALDERMAN, WARD 1			
Number of Precincts	2		
Precincts Reporting	2	100.00%	
Vote For 1			
Total Votes	16		
JACK VANZANDT	16	100.00%	
WRITE IN	0	0%	

CLEVER ALDERMAN, EAST WARD			
Number of Precincts	2		
Precincts Reporting	2	100.00%	
Vote For 1			
Total Votes	116		
SCOTT HACKWORTH	62	53.45%	
WRITE IN	54	46.55%	

BILLINGS ALDERMAN, WARD 2			
Number of Precincts	2		
Precincts Reporting	2	100.00%	
Vote For 1			
Total Votes	26		
DAVID W. KUCERA	26	100.00%	
WRITE IN	0	0%	

CLEVER ALDERMAN, WEST WARD			
Number of Precincts	3		
Precincts Reporting	3	100.00%	
Vote For 1			
Total Votes	145		
WADE PEARCE	45	31.03%	
WRITE IN	100	68.97%	

BILLINGS ALDERMAN, WARD 3, 2 YR TERM			
Number of Precincts	2		
Precincts Reporting	2	100.00%	
Vote For 1			
Total Votes	35		
MELISSA VENABLE	17	48.57%	
SCOTT W. GOLD	18	51.43%	
WRITE IN	0	0%	

FREMONT HILLS ALDERMAN, WARD 1			
Number of Precincts	2		
Precincts Reporting	2	100.00%	
Vote For 1			
Total Votes	28		
SEAN O'CONNELL	28	100.00%	
WRITE IN	0	0%	

*Eric Russell*  
*Carle Essick*

Election Summary Report  
 GENERAL MUNICIPAL ELECTION  
 CHRISTIAN COUNTY, MISSOURI  
 TUESDAY, APRIL 2, 2019  
 GENERAL MUNICIPAL ELECTION APRIL 2, 2019  
 OFFICIAL RESULTS

Date: 4/5/2019  
 Time: 12:30:01 PM  
 Page 4/7

Registered Voters 55,787 - Total Ballots 6,962 : 12.48%

25 of 25 Precincts Reporting 100.00%

FREMONT HILLS ALDERMAN, WARD 2		
Number of Precincts	2	
Precincts Reporting	2	100.00%
Vote For 1		
Total Votes	27	
KERRY NELSON	27	100.00%
WRITE IN	0	0%

NIXA COUNCIL MEMBER, DISTRICT 3		
Number of Precincts	3	
Precincts Reporting	3	100.00%
Vote For 1		
Total Votes	601	
JUSTIN ORF	591	98.34%
WRITE IN	10	1.66%

FREMONT HILLS ALDERMAN, WARD 3		
Number of Precincts	2	
Precincts Reporting	2	100.00%
Vote For 1		
Total Votes	9	
RANDY WEST	9	100.00%
WRITE IN	0	0%

OZARK MAYOR		
Number of Precincts	8	
Precincts Reporting	8	100.00%
Vote For 1		
Total Votes	391	
RICK GARDNER	380	97.19%
WRITE IN	11	2.81%

NIXA MUNICIPAL JUDGE		
Number of Precincts	7	
Precincts Reporting	7	100.00%
Vote For 1		
Total Votes	2,517	
JOEL T. HARRIS	2,472	98.21%
WRITE IN	45	1.79%

OZARK ALDERMAN, WARD 1		
Number of Precincts	4	
Precincts Reporting	4	100.00%
Vote For 1		
Total Votes	121	
JOHN D. TORGERSON	119	98.35%
WRITE IN	2	1.65%

NIXA COUNCIL MEMBER, DISTRICT 2		
Number of Precincts	5	
Precincts Reporting	5	100.00%
Vote For 1		
Total Votes	737	
ARON PETERSON	412	55.90%
CHRISTOPHER HAMILTON	308	41.79%
WRITE IN	17	2.31%

OZARK ALDERMAN, WARD 2		
Number of Precincts	6	
Precincts Reporting	6	100.00%
Vote For 1		
Total Votes	146	
TED A. SMITH	144	98.63%
WRITE IN	2	1.37%

*Jim Russell*  
*Carol Essick*

Election Summary Report  
 GENERAL MUNICIPAL ELECTION  
 CHRISTIAN COUNTY, MISSOURI  
 TUESDAY, APRIL 2, 2019  
 GENERAL MUNICIPAL ELECTION APRIL 2, 2019  
 OFFICIAL RESULTS

Date: 4/5/2019  
 Time: 12:30:01 PM  
 Page 5/7

Registered Voters 55,787 - Total Ballots 6,962 : 12.48%

25 of 25 Precincts Reporting 100.00%

OZARK ALDERMAN, WARD 3		
Number of Precincts	5	
Precincts Reporting	5	100.00%
Vote For 1		
Total Votes	116	
JASON N. SHAFFER	116	100.00%
WRITE IN	0	0%

CITY OF REPUBLIC QUESTION 3		
Number of Precincts	2	
Precincts Reporting	2	100.00%
Vote For 1		
Total Votes	11	
YES	10	90.91%
NO	1	9.09%

REPUBLIC COUNCIL MEMBER, WARD IV		
Number of Precincts	2	
Precincts Reporting	2	100.00%
Vote For 1		
Total Votes	9	
JAMES L. DEICHMAN	9	100.00%
WRITE IN	0	0%

CITY OF REPUBLIC QUESTION 4		
Number of Precincts	2	
Precincts Reporting	2	100.00%
Vote For 1		
Total Votes	11	
YES	8	72.73%
NO	3	27.27%

CITY OF REPUBLIC QUESTION 1		
Number of Precincts	2	
Precincts Reporting	2	100.00%
Vote For 1		
Total Votes	11	
YES	6	54.55%
NO	5	45.45%

CITY OF REPUBLIC QUESTION 5		
Number of Precincts	2	
Precincts Reporting	2	100.00%
Vote For 1		
Total Votes	11	
YES	11	100.00%
NO	0	0%

CITY OF REPUBLIC QUESTION 2		
Number of Precincts	2	
Precincts Reporting	2	100.00%
Vote For 1		
Total Votes	11	
YES	11	100.00%
NO	0	0%

CITY OF REPUBLIC QUESTION 6		
Number of Precincts	2	
Precincts Reporting	2	100.00%
Vote For 1		
Total Votes	11	
YES	7	63.64%
NO	4	36.36%

Tom Curren
Caleb Casik
[Signature]

Election Summary Report  
 GENERAL MUNICIPAL ELECTION  
 CHRISTIAN COUNTY, MISSOURI  
 TUESDAY, APRIL 2, 2019  
 GENERAL MUNICIPAL ELECTION APRIL 2, 2019  
 OFFICIAL RESULTS

Date: 4/5/2019  
 Time: 12:30:01 PM  
 Page 6/7

Registered Voters 55,787 - Total Ballots 6,962 : 12.48%

25 of 25 Precincts Reporting 100.00%

CITY OF REPUBLIC QUESTION 7		
Number of Precincts	2	
Precincts Reporting	2	100.00%
Vote For 1		
Total Votes	11	
<hr/>		
YES	10	90.91%
NO	1	9.09%

SPARTA MAYOR		
Number of Precincts	2	
Precincts Reporting	2	100.00%
Vote For 1		
Total Votes	89	
<hr/>		
JENNI DAVIS	77	86.52%
WRITE IN	12	13.48%

CITY OF REPUBLIC QUESTION 8		
Number of Precincts	2	
Precincts Reporting	2	100.00%
Vote For 1		
Total Votes	11	
<hr/>		
YES	10	90.91%
NO	1	9.09%

SPARTA ALDERMAN, WARD 1, 2 YR TERM		
Number of Precincts	2	
Precincts Reporting	2	100.00%
Vote For 1		
Total Votes	18	
<hr/>		
NO CANDIDATES		
WRITE IN	18	100.00%

CITY OF REPUBLIC QUESTION 9		
Number of Precincts	2	
Precincts Reporting	2	100.00%
Vote For 1		
Total Votes	11	
<hr/>		
YES	10	90.91%
NO	1	9.09%

SPARTA ALDERMAN, WARD 1, 1 YR TERM		
Number of Precincts	2	
Precincts Reporting	2	100.00%
Vote For 1		
Total Votes	14	
<hr/>		
NO CANDIDATES		
WRITE IN	14	100.00%

CITY OF REPUBLIC QUESTION 10		
Number of Precincts	2	
Precincts Reporting	2	100.00%
Vote For 1		
Total Votes	11	
<hr/>		
YES	9	81.82%
NO	2	18.18%

SPARTA ALDERMAN, WARD 2, 2 YR TERM		
Number of Precincts	2	
Precincts Reporting	2	100.00%
Vote For 1		
Total Votes	41	
<hr/>		
JARRETT IORG	34	82.93%
WRITE IN	7	17.07%

*Tom Amundson*  
*Carol Essink*

*[Signature]*



Election Summary Report  
GENERAL MUNICIPAL ELECTION  
CHRISTIAN COUNTY, MISSOURI  
TUESDAY, APRIL 2, 2019  
GENERAL MUNICIPAL ELECTION APRIL 2, 2019  
OFFICIAL RESULTS

Date: 4/5/2019  
Time: 12:30:01 PM  
Page 7/7

Registered Voters 55,787 - Total Ballots 6,962 : 12.48%


25 of 25 Precincts Reporting 100.00%

**SPARTA ALDERMAN, WARD 2, 1 YR TERM**

Number of Precincts	2	
Precincts Reporting	2	100.00%
Vote For 1		
Total Votes	43	
TAMI GUERIN	42	97.67%
WRITE IN	1	2.33%

**VILLAGE OF SADDLEBROOKE BOARD MEMBER**

Number of Precincts	2	
Precincts Reporting	2	100.00%
Vote For 3		
Total Votes	50	
DONALD SCHORTGEN	14	28.00%
GAIL L. HINSHAW	18	36.00%
STAN ARNOLDY	17	34.00%
WRITE IN	1	2.00%

*Tom Curney*  
*Carla Esch* 

Precinct Summary Report  
 GENERAL MUNICIPAL ELECTION  
 CHRISTIAN COUNTY, MISSOURI  
 TUESDAY, APRIL 2, 2019  
 GENERAL MUNICIPAL ELECTION APRIL 2, 2019  
 ABSENTEE  
 OFFICIAL RESULTS

Date: 4/5/2019  
 Time: 12:32:35 PM  
 Page 1/6

Registered Voters 0 - Total Ballots 479 : N/A

AVA R-I SCHOOL BOARD MEMBER		
Vote For 2		
Total Votes	0	
RANCE (TANNER) CLARK	0	0%
DAN JOHNSON	0	0%
ANNA GAMBOA	0	0%
BRANDI KAY STANIFER	0	0%
WRITE IN	0	0%

LOGAN-ROGERSVILLE R-VIII SCHOOL BOARD MEMBER		
Vote For 2		
Total Votes	11	
JULIE GIPSON	0	0%
JEFFREY WAYNE BARITEAU	4	36.36%
STEPHANIE J MILLER	2	18.18%
RICHARD E BURNEY	5	45.45%
WRITE IN	0	0%

CLEVER R-V SCHOOL BOARD MEMBER		
Vote For 2		
Total Votes	46	
MATTHEW HAVING	1	2.17%
BRIAN TEAGUE	8	17.39%
ROB KRAMAR	1	2.17%
SAMANTHA MENDENHALL	11	23.91%
JAREDD KING	8	17.39%
SARAH CAMP	12	26.09%
BRYSON PELLHAM	5	10.87%
WRITE IN	0	0%


LOGAN-ROGERSVILLE R-VIII SCHOOL QUESTION 1		
Vote For 1		
Total Votes	6	
YES	5	83.33%
NO	1	16.67%

LOGAN-ROGERSVILLE R-VIII SCHOOL QUESTION 2		
Vote For 1		
Total Votes	6	
YES	3	50.00%
NO	3	50.00%

FORDLAND R-III SCHOOL BOARD MEMBER		
Vote For 2		
Total Votes	2	
ROBERT LYNN BROOKS	1	50.00%
ERIC A. JACOBSON	1	50.00%
HUGHEY C. BELLUE JR.	0	0%
CYNTHIA SUSANNE	0	0%
WRITE IN	0	0%

MARIONVILLE R-IX SCHOOL BOARD MEMBER		
Vote For 2		
Total Votes	0	
BRANDON L. WHITE	0	0%
CAROL BROWN	0	0%
ROBERT "BOB" DUDA JR.	0	0%
WRITE IN	0	0%

*Carl E. Smith*  
*Tom Bussey*



Registered Voters 0 - Total Ballots 479 : N/A

NIXA PUBLIC SCHOOL BOARD MEMBER			
Vote For 2			
Total Votes	433		
GLENN R. SCOTT	151	34.87%	
MIKE COPELAND	154	35.57%	
TAMARA L. FUSCO	126	29.10%	
WRITE IN	2	0.46%	

SPARTA R-III SCHOOL BOARD MEMBER			
Vote For 2			
Total Votes	36		
DENNIS GRANT LILLY	10	27.78%	
RAYMOND EATON	6	16.67%	
JASON ALBERT LOVELAND	10	27.78%	
KATRINA SELSOR	10	27.78%	
WRITE IN	0	0%	

NIXA PUBLIC SCHOOL DISTRICT QUESTION 1			
Vote For 1			
Total Votes	252		
YES	169	67.06%	
NO	83	32.94%	

SPOKANE R-VII SCHOOL BOARD MEMBER			
Vote For 2			
Total Votes	33		
JOHN F. ARMITAGE	9	27.27%	
TOBY ESSICK	7	21.21%	
KELLY KRAUCH	5	15.15%	
AARON WINSLOW	12	36.36%	
WRITE IN	0	0%	

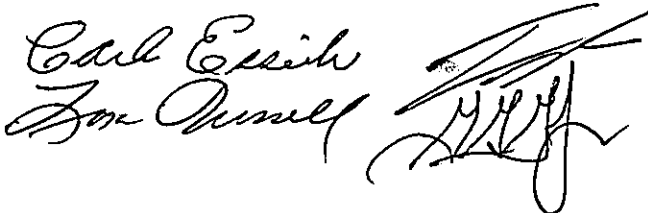
NIXA PUBLIC SCHOOL DISTRICT QUESTION 2			
Vote For 1			
Total Votes	249		
YES	119	47.79%	
NO	130	52.21%	

OZARK FIRE BOARD MEMBER, 6 YR TERM			
Vote For 2			
Total Votes	266		
NEAL STONE	43	16.17%	
ANGIE JOHNS	76	28.57%	
JOSEPH S. McMURTREY	35	13.16%	
SUSIE BALLARD	56	21.05%	
ANDREW R. MILLS	54	20.30%	
WRITE IN	2	0.75%	

REPUBLIC R-III SCHOOL BOARD MEMBER			
Vote For 2			
Total Votes	0		
RUSTY SWIFT	0	0%	
TRAVIS L. EDWARDS	0	0%	
SAM HAYES	0	0%	
WRITE IN	0	0%	

OZARK SPECIAL ROAD DIST. COMMISSIONER			
Vote For 1			
Total Votes	133		
MICHAEL BLOOM	71	53.38%	
JOHN FLAGG ELKINS	62	46.62%	
WRITE IN	0	0%	

*Carl Essick*  
*Tom Dummel*



Precinct Summary Report  
 GENERAL MUNICIPAL ELECTION  
 CHRISTIAN COUNTY, MISSOURI  
 TUESDAY, APRIL 2, 2019  
 GENERAL MUNICIPAL ELECTION APRIL 2, 2019  
 ABSENTEE  
 OFFICIAL RESULTS

Date: 4/5/2019  
 Time: 12:32:35 PM  
 Page 3/6

Registered Voters 0 - Total Ballots 479 : N/A

BILLINGS ALDERMAN, WARD 1			
Vote For 1			
Total Votes	0		
JACK VANZANDT	0	0%	
WRITE IN	0	0%	

CLEVER ALDERMAN, WEST WARD			
Vote For 1			
Total Votes	3		
WADE PEARCE	1	33.33%	
WRITE IN	2	66.67%	

BILLINGS ALDERMAN, WARD 2			
Vote For 1			
Total Votes	1		
DAVID W. KUCERA	1	100.00%	
WRITE IN	0	0%	

FREMONT HILLS ALDERMAN, WARD 1			
Vote For 1			
Total Votes	4		
SEAN O'CONNELL	4	100.00%	
WRITE IN	0	0%	

BILLINGS ALDERMAN, WARD 3, 2 YR TERM			
Vote For 1			
Total Votes	2		
MELISSA VENABLE	2	100.00%	
SCOTT W. GOLD	0	0%	
WRITE IN	0	0%	


FREMONT HILLS ALDERMAN, WARD 2			
Vote For 1			
Total Votes	2		
KERRY NELSON	2	100.00%	
WRITE IN	0	0%	

BILLINGS ALDERMAN, WARD 3, 1 YR TERM			
Vote For 1			
Total Votes	2		
KENNETH CLOUD	1	50.00%	
MARVIN L. WOODS	1	50.00%	
WRITE IN	0	0%	

FREMONT HILLS ALDERMAN, WARD 3			
Vote For 1			
Total Votes	0		
RANDY WEST	0	0%	
WRITE IN	0	0%	

CLEVER ALDERMAN, EAST WARD			
Vote For 1			
Total Votes	5		
SCOTT HACKWORTH	5	100.00%	
WRITE IN	0	0%	

NIXA MUNICIPAL JUDGE			
Vote For 1			
Total Votes	149		
JOEL T. HARRIS	149	100.00%	
WRITE IN	0	0%	

*Barb Essick*  
*Ann Ausley* 

Precinct Summary Report  
 GENERAL MUNICIPAL ELECTION  
 CHRISTIAN COUNTY, MISSOURI  
 TUESDAY, APRIL 2, 2019  
 GENERAL MUNICIPAL ELECTION APRIL 2, 2019  
 ABSENTEE  
 OFFICIAL RESULTS

Date: 4/5/2019  
 Time: 12:32:35 PM  
 Page 4/6

Registered Voters 0 - Total Ballots 479 : N/A

NIXA COUNCIL MEMBER, DISTRICT 2			
Vote For 1			
Total Votes	43		
ARON PETERSON	22	51.16%	
CHRISTOPHER HAMILTON	21	48.84%	
WRITE IN	0	0%	

OZARK ALDERMAN, WARD 3			
Vote For 1			
Total Votes	29		
JASON N. SHAFFER	29	100.00%	
WRITE IN	0	0%	

NIXA COUNCIL MEMBER, DISTRICT 3			
Vote For 1			
Total Votes	31		
JUSTIN ORF	30	96.77%	
WRITE IN	1	3.23%	

REPUBLIC COUNCIL MEMBER, WARD IV			
Vote For 1			
Total Votes	0		
JAMES L. DEICHMAN	0	0%	
WRITE IN	0	0%	

OZARK MAYOR			
Vote For 1			
Total Votes	98		
RICK GARDNER	97	98.98%	
WRITE IN	1	1.02%	

CITY OF REPUBLIC QUESTION 1			
Vote For 1			
Total Votes	0		
YES	0	0%	
NO	0	0%	

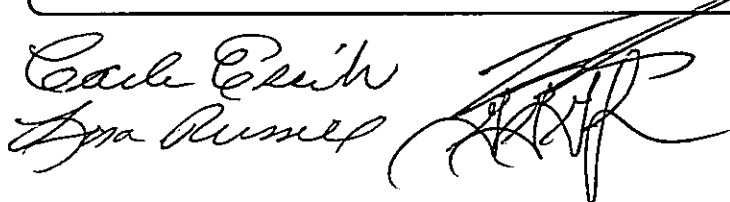
OZARK ALDERMAN, WARD 1			
Vote For 1			
Total Votes	22		
JOHN D. TORGERSON	22	100.00%	
WRITE IN	0	0%	

CITY OF REPUBLIC QUESTION 2			
Vote For 1			
Total Votes	0		
YES	0	0%	
NO	0	0%	

OZARK ALDERMAN, WARD 2			
Vote For 1			
Total Votes	41		
TED A. SMITH	41	100.00%	
WRITE IN	0	0%	

CITY OF REPUBLIC QUESTION 3			
Vote For 1			
Total Votes	0		
YES	0	0%	
NO	0	0%	

*Carol Esch*  
*Dora Russell*



Precinct Summary Report  
 GENERAL MUNICIPAL ELECTION  
 CHRISTIAN COUNTY, MISSOURI  
 TUESDAY, APRIL 2, 2019  
 GENERAL MUNICIPAL ELECTION APRIL 2, 2019  
 ABSENTEE  
 OFFICIAL RESULTS

Date: 4/5/2019  
 Time: 12:32:35 PM  
 Page 5/6

Registered Voters 0 - Total Ballots 479 : N/A

CITY OF REPUBLIC QUESTION 4		
Vote For 1		
Total Votes	0	
YES	0	0%
NO	0	0%

CITY OF REPUBLIC QUESTION 9		
Vote For 1		
Total Votes	0	
YES	0	0%
NO	0	0%

CITY OF REPUBLIC QUESTION 5		
Vote For 1		
Total Votes	0	
YES	0	0%
NO	0	0%

CITY OF REPUBLIC QUESTION 10		
Vote For 1		
Total Votes	0	
YES	0	0%
NO	0	0%

CITY OF REPUBLIC QUESTION 6		
Vote For 1		
Total Votes	0	
YES	0	0%
NO	0	0%

SPARTA MAYOR		
Vote For 1		
Total Votes	4	
JENNI DAVIS	4	100.00%
WRITE IN	0	0%


CITY OF REPUBLIC QUESTION 7		
Vote For 1		
Total Votes	0	
YES	0	0%
NO	0	0%

SPARTA ALDERMAN, WARD 1, 2 YR TERM		
Vote For 1		
Total Votes	0	
NO CANDIDATES		
WRITE IN	0	0%

CITY OF REPUBLIC QUESTION 8		
Vote For 1		
Total Votes	0	
YES	0	0%
NO	0	0%

SPARTA ALDERMAN, WARD 1, 1 YR TERM		
Vote For 1		
Total Votes	0	
NO CANDIDATES		
WRITE IN	0	0%

*Carl Essink*  
*For Commissioner*



Precinct Summary Report  
GENERAL MUNICIPAL ELECTION  
CHRISTIAN COUNTY, MISSOURI  
TUESDAY, APRIL 2, 2019  
GENERAL MUNICIPAL ELECTION APRIL 2, 2019  
ABSENTEE  
OFFICIAL RESULTS

Date: 4/5/2019  
Time: 12:32:35 PM  
Page 6/6

Registered Voters 0 - Total Ballots 479 : N/A

SPARTA ALDERMAN, WARD 2, 2 YR TERM


Vote For 1		
Total Votes	0	
JARRETT IORG	0	0%
WRITE IN	0	0%

SPARTA ALDERMAN, WARD 2, 1 YR TERM

Vote For 1		
Total Votes	0	
TAMI GUERIN	0	0%
WRITE IN	0	0%

VILLAGE OF SADDLEBROOKE BOARD MEMBER

Vote For 3			
Total Votes	4		
DONALD SCHORTGEN	1	25.00%	
GAIL L. HINSHAW	2	50.00%	
STAN ARNOLDY	1	25.00%	
WRITE IN	0	0%	

*Carle Essie*  
*John Arnes* 

Registered Voters 894 - Total Ballots 84 : 9.40%

AVA R-I SCHOOL BOARD MEMBER		
Vote For 2		
Total Votes	0	
RANCE (TANNER) CLARK	0	0%
DAN JOHNSON	0	0%
ANNA GAMBOA	0	0%
BRANDI KAY STANIFER	0	0%
WRITE IN	0	0%

LOGAN-ROGERSVILLE R-VIII SCHOOL QUESTION 2		
Vote For 1		
Total Votes	9	
YES	5	55.56%
NO	4	44.44%

FORDLAND R-III SCHOOL BOARD MEMBER		
Vote For 2		
Total Votes	7	
ROBERT LYNN BROOKS	3	42.86%
ERIC A. JACOBSON	1	14.29%
HUGHEY C. BELLUE JR.	0	0%
CYNTHIA SUSANNE	3	42.86%
WRITE IN	0	0%

SPARTA R-III SCHOOL BOARD MEMBER		
Vote For 2		
Total Votes	128	
DENNIS GRANT LILLY	39	30.47%
RAYMOND EATON	34	26.56%
JASON ALBERT LOVELAND	32	25.00%
KATRINA SELSOR	23	17.97%
WRITE IN	0	0%

LOGAN-ROGERSVILLE R-VIII SCHOOL BOARD MEMBER		
Vote For 2		
Total Votes	16	
JULIE GIPSON	4	25.00%
JEFFREY WAYNE BARITEAU	3	18.75%
STEPHANIE J MILLER	4	25.00%
RICHARD E BURNEY	5	31.25%
WRITE IN	0	0%

LOGAN-ROGERSVILLE R-VIII SCHOOL QUESTION 1		
Vote For 1		
Total Votes	9	
YES	6	66.67%
NO	3	33.33%

*Carl Essick*  
*Ann Amey*



Precinct Summary Report  
 GENERAL MUNICIPAL ELECTION  
 CHRISTIAN COUNTY, MISSOURI  
 TUESDAY, APRIL 2, 2019  
 GENERAL MUNICIPAL ELECTION APRIL 2, 2019  
 2. WEST BENTON / 14. LINDEN  
 OFFICIAL RESULTS

Date: 4/5/2019  
 Time: 12:32:34 PM  
 Page 1/1

Registered Voters 1,809 - Total Ballots 302 : 16.69%

**LOGAN-ROGERSVILLE R-VIII SCHOOL BOARD MEMBER**

Vote For 2			
Total Votes	459		
JULIE GIPSON	118	25.71%	
JEFFREY WAYNE BARITEAU	108	23.53%	
STEPHANIE J MILLER	131	28.54%	
RICHARD E BURNEY	98	21.35%	
WRITE IN	4	0.87%	

**LOGAN-ROGERSVILLE R-VIII SCHOOL QUESTION 1**

Vote For 1			
Total Votes	278		
YES	209	75.18%	
NO	69	24.82%	

**LOGAN-ROGERSVILLE R-VIII SCHOOL QUESTION 2**

Vote For 1			
Total Votes	277		
YES	147	53.07%	
NO	130	46.93%	

**SPARTA R-III SCHOOL BOARD MEMBER**

Vote For 2			
Total Votes	26		
DENNIS GRANT LILLY	3	11.54%	
RAYMOND EATON	2	7.69%	
JASON ALBERT LOVELAND	10	38.46%	
KATRINA SELSOR	11	42.31%	
WRITE IN	0	0%	

**OZARK FIRE BOARD MEMBER, 6 YR TERM**

Vote For 2			
Total Votes	62		
NEAL STONE	12	19.35%	
ANGIE JOHNS	17	27.42%	
JOSEPH S. McMURTREY	7	11.29%	
SUSIE BALLARD	13	20.97%	
ANDREW R. MILLS	11	17.74%	
WRITE IN	2	3.23%	

**OZARK SPECIAL ROAD DIST. COMMISSIONER**

Vote For 1			
Total Votes	0		
MICHAEL BLOOM	0	0%	
JOHN FLAGG ELKINS	0	0%	
WRITE IN	0	0%	

*Carla Essick*  
*For Burney*

*[Signature]*

Precinct Summary Report  
 GENERAL MUNICIPAL ELECTION  
 CHRISTIAN COUNTY, MISSOURI  
 TUESDAY, APRIL 2, 2019  
 GENERAL MUNICIPAL ELECTION APRIL 2, 2019  
 5. RIVERSIDE #1  
 OFFICIAL RESULTS

Date: 4/5/2019  
 Time: 12:32:34 PM  
 Page 1/1

Registered Voters 2,544 - Total Ballots 52 : 2.04%

LOGAN-ROGERSVILLE R-VIII SCHOOL BOARD MEMBER			
Vote For 2			
Total Votes	5		
JULIE GIPSON	1	20.00%	
JEFFREY WAYNE BARITEAU	2	40.00%	
STEPHANIE J MILLER	2	40.00%	
RICHARD E BURNEY	0	0%	
WRITE IN	0	0%	

OZARK SPECIAL ROAD DIST. COMMISSIONER			
Vote For 1			
Total Votes	45		
MICHAEL BLOOM	21	46.67%	
JOHN FLAGG ELKINS	24	53.33%	
WRITE IN	0	0%	


LOGAN-ROGERSVILLE R-VIII SCHOOL QUESTION 1			
Vote For 1			
Total Votes	4		
YES	2	50.00%	
NO	2	50.00%	

OZARK MAYOR			
Vote For 1			
Total Votes	31		
RICK GARDNER	30	96.77%	
WRITE IN	1	3.23%	

LOGAN-ROGERSVILLE R-VIII SCHOOL QUESTION 2			
Vote For 1			
Total Votes	4		
YES	2	50.00%	
NO	2	50.00%	

OZARK ALDERMAN, WARD 3			
Vote For 1			
Total Votes	30		
JASON N. SHAFFER	30	100.00%	
WRITE IN	0	0%	

OZARK FIRE BOARD MEMBER, 6 YR TERM			
Vote For 2			
Total Votes	79		
NEAL STONE	18	22.78%	
ANGIE JOHNS	19	24.05%	
JOSEPH S. McMURTREY	9	11.39%	
SUSIE BALLARD	16	20.25%	
ANDREW R. MILLS	17	21.52%	
WRITE IN	0	0%	

*Carla Erickson*  
*John Russell*  


Precinct Summary Report  
 GENERAL MUNICIPAL ELECTION  
 CHRISTIAN COUNTY, MISSOURI  
 TUESDAY, APRIL 2, 2019  
 GENERAL MUNICIPAL ELECTION APRIL 2, 2019  
 6. CASSIDY #1  
 OFFICIAL RESULTS

Date: 4/5/2019  
 Time: 12:32:34 PM  
 Page 1/1

Registered Voters 2,616 - Total Ballots 59 : 2.26%

NIXA PUBLIC SCHOOL BOARD MEMBER		
Vote For 2		
Total Votes	0	
GLENN R. SCOTT	0	0%
MIKE COPELAND	0	0%
TAMARA L. FUSCO	0	0%
WRITE IN	0	0%

OZARK SPECIAL ROAD DIST. COMMISSIONER		
Vote For 1		
Total Votes	57	
MICHAEL BLOOM	35	61.40%
JOHN FLAGG ELKINS	21	36.84%
WRITE IN	1	1.75%

NIXA PUBLIC SCHOOL DISTRICT QUESTION 1		
Vote For 1		
Total Votes	1	
YES	0	0%
NO	1	100.00%


OZARK MAYOR		
Vote For 1		
Total Votes	43	
RICK GARDNER	41	95.35%
WRITE IN	2	4.65%

NIXA PUBLIC SCHOOL DISTRICT QUESTION 2		
Vote For 1		
Total Votes	1	
YES	0	0%
NO	1	100.00%

OZARK ALDERMAN, WARD 2		
Vote For 1		
Total Votes	32	
TED A. SMITH	31	96.88%
WRITE IN	1	3.12%

OZARK FIRE BOARD MEMBER, 6 YR TERM		
Vote For 2		
Total Votes	96	
NEAL STONE	14	14.58%
ANGIE JOHNS	30	31.25%
JOSEPH S. McMURTREY	16	16.67%
SUSIE BALLARD	27	28.12%
ANDREW R. MILLS	9	9.38%
WRITE IN	0	0%

OZARK ALDERMAN, WARD 3		
Vote For 1		
Total Votes	11	
JASON N. SHAFFER	11	100.00%
WRITE IN	0	0%

*Carla Escobedo*  
*Ann Russell*  


Precinct Summary Report  
 GENERAL MUNICIPAL ELECTION  
 CHRISTIAN COUNTY, MISSOURI  
 TUESDAY, APRIL 2, 2019  
 GENERAL MUNICIPAL ELECTION APRIL 2, 2019  
 7. W. FINLEY  
 OFFICIAL RESULTS

Date: 4/5/2019  
 Time: 12:32:34 PM  
 Page 1/1

Registered Voters 3,166 - Total Ballots 115 : 3.63%

NIXA PUBLIC SCHOOL BOARD MEMBER		
Vote For 2		
Total Votes	47	
GLENN R. SCOTT	16	34.04%
MIKE COPELAND	15	31.91%
TAMARA L. FUSCO	14	29.79%
WRITE IN	2	4.26%

OZARK SPECIAL ROAD DIST. COMMISSIONER		
Vote For 1		
Total Votes	82	
MICHAEL BLOOM	53	64.63%
JOHN FLAGG ELKINS	29	35.37%
WRITE IN	0	0%

NIXA PUBLIC SCHOOL DISTRICT QUESTION 1		
Vote For 1		
Total Votes	28	
YES	16	57.14%
NO	12	42.86%


OZARK MAYOR		
Vote For 1		
Total Votes	42	
RICK GARDNER	41	97.62%
WRITE IN	1	2.38%

NIXA PUBLIC SCHOOL DISTRICT QUESTION 2		
Vote For 1		
Total Votes	28	
YES	8	28.57%
NO	20	71.43%

OZARK ALDERMAN, WARD 1		
Vote For 1		
Total Votes	30	
JOHN D. TORGERSON	29	96.67%
WRITE IN	1	3.33%

OZARK FIRE BOARD MEMBER, 6 YR TERM		
Vote For 2		
Total Votes	168	
NEAL STONE	23	13.69%
ANGIE JOHNS	33	19.64%
JOSEPH S. McMURTREY	36	21.43%
SUSIE BALLARD	44	26.19%
ANDREW R. MILLS	31	18.45%
WRITE IN	1	0.60%

OZARK ALDERMAN, WARD 2		
Vote For 1		
Total Votes	12	
TED A. SMITH	11	91.67%
WRITE IN	1	8.33%

*Carla Essick*  
*Ann Russell*  


Precinct Summary Report  
 GENERAL MUNICIPAL ELECTION  
 CHRISTIAN COUNTY, MISSOURI  
 TUESDAY, APRIL 2, 2019  
 GENERAL MUNICIPAL ELECTION APRIL 2, 2019  
 8. EAST FINLEY  
 OFFICIAL RESULTS

Date: 4/5/2019  
 Time: 12:32:34 PM  
 Page 1/1

Registered Voters 4,579 - Total Ballots 121 : 2.64%

**OZARK FIRE BOARD MEMBER, 6 YR TERM**

Vote For 2		
Total Votes	214	
NEAL STONE	20	9.35%
ANGIE JOHNS	44	20.56%
JOSEPH S. McMURTREY	57	26.64%
SUSIE BALLARD	76	35.51%
ANDREW R. MILLS	17	7.94%
WRITE IN	0	0%

**OZARK SPECIAL ROAD DIST. COMMISSIONER**

Vote For 1		
Total Votes	94	
MICHAEL BLOOM	53	56.38%
JOHN FLAGG ELKINS	40	42.55%
WRITE IN	1	1.06%

**OZARK MAYOR**


Vote For 1		
Total Votes	88	
RICK GARDNER	84	95.45%
WRITE IN	4	4.55%

**OZARK ALDERMAN, WARD 1**

Vote For 1		
Total Votes	68	
JOHN D. TORGERSON	67	98.53%
WRITE IN	1	1.47%

**OZARK ALDERMAN, WARD 2**

Vote For 1		
Total Votes	18	
TED A. SMITH	18	100.00%
WRITE IN	0	0%

*Back Office*  
*For Runoff*  


Precinct Summary Report  
 GENERAL MUNICIPAL ELECTION  
 CHRISTIAN COUNTY, MISSOURI  
 TUESDAY, APRIL 2, 2019  
 GENERAL MUNICIPAL ELECTION APRIL 2, 2019  
 9. NORTH GALLOWAY  
 OFFICIAL RESULTS

Date: 4/5/2019  
 Time: 12:32:34 PM  
 Page 1/1

Registered Voters 2,694 - Total Ballots 154 : 5.72%

**NIXA PUBLIC SCHOOL BOARD MEMBER**

Vote For 2		
Total Votes	12	
GLENN R. SCOTT	4	33.33%
MIKE COPELAND	7	58.33%
TAMARA L. FUSCO	1	8.33%
WRITE IN	0	0%

**OZARK FIRE BOARD MEMBER, 6 YR TERM**

Vote For 2		
Total Votes	10	
NEAL STONE	1	10.00%
ANGIE JOHNS	2	20.00%
JOSEPH S. McMURTREY	3	30.00%
SUSIE BALLARD	2	20.00%
ANDREW R. MILLS	2	20.00%
WRITE IN	0	0%

**NIXA PUBLIC SCHOOL DISTRICT QUESTION 1**

Vote For 1		
Total Votes	8	
YES	3	37.50%
NO	5	62.50%

**NIXA PUBLIC SCHOOL DISTRICT QUESTION 2**

Vote For 1		
Total Votes	8	
YES	2	25.00%
NO	6	75.00%

**SPOKANE R-VII SCHOOL BOARD MEMBER**

Vote For 2		
Total Votes	259	
JOHN F. ARMITAGE	66	25.48%
TOBY ESSICK	88	33.98%
KELLY KRAUCH	59	22.78%
AARON WINSLOW	44	16.99%
WRITE IN	2	0.77%

*Carla Essick*  
*Jan Lunsell*  
*A. H. G.*

Precinct Summary Report  
GENERAL MUNICIPAL ELECTION  
CHRISTIAN COUNTY, MISSOURI  
TUESDAY, APRIL 2, 2019  
GENERAL MUNICIPAL ELECTION APRIL 2, 2019  
10. SOUTH GALLOWAY  
OFFICIAL RESULTS

Date: 4/5/2019  
Time: 12:32:34 PM  
Page 1/1

Registered Voters 1,577 - Total Ballots 204 : 12.94%

**SPOKANE R-VII SCHOOL BOARD MEMBER**

Vote For 2

Total Votes

364

JOHN F. ARMITAGE	75	20.60%
TOBY ESSICK	121	33.24%
KELLY KRAUCH	77	21.15%
AARON WINSLOW	87	23.90%
WRITE IN	4	1.10%


**VILLAGE OF SADDLEBROOKE BOARD MEMBER**

Vote For 3

Total Votes

46

DONALD SCHORTGEN	13	28.26%
GAIL L. HINSHAW	16	34.78%
STAN ARNOLDY	16	34.78%
WRITE IN	1	2.17%

*Carla Essick*  
*Joe Arnold* 

Precinct Summary Report  
 GENERAL MUNICIPAL ELECTION  
 CHRISTIAN COUNTY, MISSOURI  
 TUESDAY, APRIL 2, 2019  
 GENERAL MUNICIPAL ELECTION APRIL 2, 2019  
 13. LINCOLN #1  
 OFFICIAL RESULTS

Date: 4/5/2019  
 Time: 12:32:34 PM  
 Page 1/1

Registered Voters 2,310 - Total Ballots 266 : 11.52%

**CLEVER R-V SCHOOL BOARD MEMBER**

Vote For 2		
Total Votes	495	
MATTHEW HAVING	47	9.49%
BRIAN TEAGUE	104	21.01%
ROB KRAMAR	49	9.90%
SAMANTHA MENDENHALL	59	11.92%
JAREDD KING	32	6.46%
SARAH CAMP	146	29.49%
BRYSON PELLHAM	54	10.91%
WRITE IN	4	0.81%

**CLEVER ALDERMAN, EAST WARD**

Vote For 1		
Total Votes	111	
SCOTT HACKWORTH	57	51.35%
WRITE IN	54	48.65%

**NIXA PUBLIC SCHOOL BOARD MEMBER**


Vote For 2		
Total Votes	2	
GLENN R. SCOTT	1	50.00%
MIKE COPELAND	0	0%
TAMARA L. FUSCO	1	50.00%
WRITE IN	0	0%

**NIXA PUBLIC SCHOOL DISTRICT QUESTION 1**

Vote For 1		
Total Votes	1	
YES	1	100.00%
NO	0	0%

**NIXA PUBLIC SCHOOL DISTRICT QUESTION 2**

Vote For 1		
Total Votes	1	
YES	1	100.00%
NO	0	0%

*Carla Essink*  
*Don Russell* 



Precinct Summary Report  
GENERAL MUNICIPAL ELECTION  
CHRISTIAN COUNTY, MISSOURI  
TUESDAY, APRIL 2, 2019  
GENERAL MUNICIPAL ELECTION APRIL 2, 2019  
15 NORTH LINN  
OFFICIAL RESULTS

Date: 4/5/2019  
Time: 12:32:34 PM  
Page 1/1

Registered Voters 721 - Total Ballots 46 : 6.38%

**SPARTA R-III SCHOOL BOARD MEMBER**

Vote For 2

Total Votes 0

DENNIS GRANT LILLY	0	0%
RAYMOND EATON	0	0%
JASON ALBERT LOVELAND	0	0%
KATRINA SELSOR	0	0%
WRITE IN	0	0%

**SPOKANE R-VII SCHOOL BOARD MEMBER**

Vote For 2

Total Votes 0

JOHN F. ARMITAGE	0	0%
TOBY ESSICK	0	0%
KELLY KRAUCH	0	0%
AARON WINSLOW	0	0%
WRITE IN	0	0%

**OZARK FIRE BOARD MEMBER, 6 YR TERM**

Vote For 2

Total Votes 79

NEAL STONE	10	12.66%
ANGIE JOHNS	29	36.71%
JOSEPH S. McMURTREY	9	11.39%
SUSIE BALLARD	20	25.32%
ANDREW R. MILLS	8	10.13%
WRITE IN	3	3.80%

*Carla Essick*  
*For Angus* 

Registered Voters 1,699 - Total Ballots 61 : 3.59%

**SPARTA R-III SCHOOL BOARD MEMBER**

Vote For 2			
Total Votes	48		
DENNIS GRANT LILLY	11	22.92%	
RAYMOND EATON	13	27.08%	
JASON ALBERT LOVELAND	12	25.00%	
KATRINA SELSOR	12	25.00%	
WRITE IN	0	0%	

**OZARK ALDERMAN, WARD 1**

Vote For 1			
Total Votes	1		
JOHN D. TORGERSON	1	100.00%	
WRITE IN	0	0%	

**OZARK FIRE BOARD MEMBER, 6 YR TERM**

Vote For 2			
Total Votes	81		
NEAL STONE	17	20.99%	
ANGIE JOHNS	23	28.40%	
JOSEPH S. McMURTREY	6	7.41%	
SUSIE BALLARD	20	24.69%	
ANDREW R. MILLS	15	18.52%	
WRITE IN	0	0%	

**OZARK ALDERMAN, WARD 2**

Vote For 1			
Total Votes	2		
TED A. SMITH	2	100.00%	
WRITE IN	0	0%	

**OZARK SPECIAL ROAD DIST. COMMISSIONER**

Vote For 1			
Total Votes	11		
MICHAEL BLOOM	7	63.64%	
JOHN FLAGG ELKINS	4	36.36%	
WRITE IN	0	0%	

**OZARK MAYOR**

Vote For 1			
Total Votes	3		
RICK GARDNER	3	100.00%	
WRITE IN	0	0%	

*Carla Essink*  
*Apr 2019* *[Signature]*

Precinct Summary Report  
 GENERAL MUNICIPAL ELECTION  
 CHRISTIAN COUNTY, MISSOURI  
 TUESDAY, APRIL 2, 2019  
 GENERAL MUNICIPAL ELECTION APRIL 2, 2019  
 20. POLK  
 OFFICIAL RESULTS

Date: 4/5/2019  
 Time: 12:32:35 PM  
 Page 1/2

Registered Voters 1,028 - Total Ballots 126 : 12.26%

CLEVER R-V SCHOOL BOARD MEMBER		
Vote For 2		
Total Votes	71	
MATTHEW HAVING	11	15.49%
BRIAN TEAGUE	10	14.08%
ROB KRAMAR	11	15.49%
SAMANTHA MENDENHALL	9	12.68%
JAREDD KING	2	2.82%
SARAH CAMP	16	22.54%
BRYSON PELLHAM	12	16.90%
WRITE IN	0	0%

MARIONVILLE R-IX SCHOOL BOARD MEMBER		
Vote For 2		
Total Votes	3	
BRANDON L. WHITE	1	33.33%
CAROL BROWN	2	66.67%
ROBERT "BOB" DUDA JR.	0	0%
WRITE IN	0	0%

REPUBLIC R-III SCHOOL BOARD MEMBER		
Vote For 2		
Total Votes	20	
RUSTY SWIFT	7	35.00%
TRAVIS L. EDWARDS	4	20.00%
SAM HAYES	9	45.00%
WRITE IN	0	0%

BILLINGS ALDERMAN, WARD 1		
Vote For 1		
Total Votes	16	
JACK VANZANDT	16	100.00%
WRITE IN	0	0%

BILLINGS ALDERMAN, WARD 2		
Vote For 1		
Total Votes	25	
DAVID W. KUCERA	25	100.00%
WRITE IN	0	0%


BILLINGS ALDERMAN, WARD 3, 2 YR TERM		
Vote For 1		
Total Votes	33	
MELISSA VENABLE	15	45.45%
SCOTT W. GOLD	18	54.55%
WRITE IN	0	0%

BILLINGS ALDERMAN, WARD 3, 1 YR TERM		
Vote For 1		
Total Votes	32	
KENNETH CLOUD	19	59.38%
MARVIN L. WOODS	13	40.62%
WRITE IN	0	0%

CLEVER ALDERMAN, WEST WARD		
Vote For 1		
Total Votes	0	
WADE PEARCE	0	0%
WRITE IN	0	0%

REPUBLIC COUNCIL MEMBER, WARD IV		
Vote For 1		
Total Votes	9	
JAMES L. DEICHMAN	9	100.00%
WRITE IN	0	0%

*Carl Esch*  
*Tom Owsen*



Pracinct Summary Report  
 GENERAL MUNICIPAL ELECTION  
 CHRISTIAN COUNTY, MISSOURI  
 TUESDAY, APRIL 2, 2019  
 GENERAL MUNICIPAL ELECTION APRIL 2, 2019  
 20. POLK  
 OFFICIAL RESULTS

Date: 4/5/2019  
 Time: 12:32:35 PM  
 Page 2/2

Registered Voters 1,028 - Total Ballots 126 : 12.26%

CITY OF REPUBLIC QUESTION 1			
Vote For 1			
Total Votes	11		
YES	6	54.55%	
NO	5	45.45%	

CITY OF REPUBLIC QUESTION 6			
Vote For 1			
Total Votes	11		
YES	7	63.64%	
NO	4	36.36%	

CITY OF REPUBLIC QUESTION 2			
Vote For 1			
Total Votes	11		
YES	11	100.00%	
NO	0	0%	

CITY OF REPUBLIC QUESTION 7			
Vote For 1			
Total Votes	11		
YES	10	90.91%	
NO	1	9.09%	

CITY OF REPUBLIC QUESTION 3			
Vote For 1			
Total Votes	11		
YES	10	90.91%	
NO	1	9.09%	

CITY OF REPUBLIC QUESTION 8			
Vote For 1			
Total Votes	11		
YES	10	90.91%	
NO	1	9.09%	

CITY OF REPUBLIC QUESTION 4			
Vote For 1			
Total Votes	11		
YES	8	72.73%	
NO	3	27.27%	

CITY OF REPUBLIC QUESTION 9			
Vote For 1			
Total Votes	11		
YES	10	90.91%	
NO	1	9.09%	

CITY OF REPUBLIC QUESTION 5			
Vote For 1			
Total Votes	11		
YES	11	100.00%	
NO	0	0%	

CITY OF REPUBLIC QUESTION 10			
Vote For 1			
Total Votes	11		
YES	9	81.82%	
NO	2	18.18%	

*Carla Essick*  
*Don Amund*

Precinct Summary Report  
 GENERAL MUNICIPAL ELECTION  
 CHRISTIAN COUNTY, MISSOURI  
 TUESDAY, APRIL 2, 2019  
 GENERAL MUNICIPAL ELECTION APRIL 2, 2019  
 21 UNION CHAPEL 1  
 OFFICIAL RESULTS

Date: 4/5/2019  
 Time: 12:32:35 PM  
 Page 1/1

Registered Voters 3,037 - Total Ballots 673 : 22.16%

**NIXA PUBLIC SCHOOL BOARD MEMBER**

Vote For 2

Total Votes 1,112

GLENN R. SCOTT	363	32.64%
MIKE COPELAND	391	35.16%
TAMARA L. FUSCO	352	31.65%
WRITE IN	6	0.54%

**NIXA PUBLIC SCHOOL DISTRICT QUESTION 1**

Vote For 1

Total Votes 668

YES	443	66.32%
NO	225	33.68%

**NIXA PUBLIC SCHOOL DISTRICT QUESTION 2**

Vote For 1

Total Votes 673

YES	377	56.02%
NO	296	43.98%

**NIXA MUNICIPAL JUDGE**

Vote For 1

Total Votes 529

JOEL T. HARRIS	522	98.68%
WRITE IN	7	1.32%

**NIXA COUNCIL MEMBER, DISTRICT 2**

Vote For 1

Total Votes 82

ARON PETERSON	46	56.10%
CHRISTOPHER HAMILTON	34	41.46%
WRITE IN	2	2.44%

*Carla Birch*  
*Tom Russell*

*[Handwritten Signature]*

Precinct Summary Report  
GENERAL MUNICIPAL ELECTION  
CHRISTIAN COUNTY, MISSOURI  
TUESDAY, APRIL 2, 2019  
GENERAL MUNICIPAL ELECTION APRIL 2, 2019  
22. ROSEDALE #1A  
OFFICIAL RESULTS

Date: 4/5/2019  
Time: 12:32:35 PM  
Page 1/1

Registered Voters 2,473 - Total Ballots 431 : 17.43%

**NIXA PUBLIC SCHOOL BOARD MEMBER**

Vote For 2

Total Votes 725

GLENN R. SCOTT	251	34.62%
MIKE COPELAND	246	33.93%
TAMARA L. FUSCO	225	31.03%
WRITE IN	3	0.41%

**NIXA PUBLIC SCHOOL DISTRICT QUESTION 1**

Vote For 1

Total Votes 429

YES	293	68.30%
NO	136	31.70%

**NIXA PUBLIC SCHOOL DISTRICT QUESTION 2**

Vote For 1

Total Votes 430

YES	247	57.44%
NO	183	42.56%

**NIXA MUNICIPAL JUDGE**

Vote For 1

Total Votes 352

JOEL T. HARRIS	348	98.86%
WRITE IN	4	1.14%

**NIXA COUNCIL MEMBER, DISTRICT 3**

Vote For 1

Total Votes 352

JUSTIN ORF	345	98.01%
WRITE IN	7	1.99%

*Carole Essink*  
*Jim Russell*

Precinct Summary Report  
GENERAL MUNICIPAL ELECTION  
CHRISTIAN COUNTY, MISSOURI  
TUESDAY, APRIL 2, 2019  
GENERAL MUNICIPAL ELECTION APRIL 2, 2019  
23. GARDEN GROVE  
OFFICIAL RESULTS

Date: 4/5/2019  
Time: 12:32:35 PM  
Page 1/1

Registered Voters 1,874 - Total Ballots 430 : 22.95%

**NIXA PUBLIC SCHOOL BOARD MEMBER**

Vote For 2		
Total Votes	713	
GLENN R. SCOTT	219	30.72%
MIKE COPELAND	229	32.12%
TAMARA L. FUSCO	259	36.33%
WRITE IN	6	0.84%

**NIXA PUBLIC SCHOOL DISTRICT QUESTION 1**

Vote For 1		
Total Votes	430	
YES	305	70.93%
NO	125	29.07%

**NIXA PUBLIC SCHOOL DISTRICT QUESTION 2**


Vote For 1		
Total Votes	429	
YES	241	56.18%
NO	188	43.82%

**NIXA MUNICIPAL JUDGE**

Vote For 1		
Total Votes	288	
JOEL T. HARRIS	278	96.53%
WRITE IN	10	3.47%

**NIXA COUNCIL MEMBER, DISTRICT 2**

Vote For 1		
Total Votes	286	
ARON PETERSON	178	62.24%
CHRISTOPHER HAMILTON	102	35.66%
WRITE IN	6	2.10%

*Carl Esch*  
*Eric Russell* 

Precinct Summary Report  
 GENERAL MUNICIPAL ELECTION  
 CHRISTIAN COUNTY, MISSOURI  
 TUESDAY, APRIL 2, 2019  
 GENERAL MUNICIPAL ELECTION APRIL 2, 2019  
 24. NORTHVIEW #1  
 OFFICIAL RESULTS

Date: 4/5/2019  
 Time: 12:32:35 PM  
 Page 1/1

Registered Voters 3,701 - Total Ballots 802 : 21.67%

**NIXA PUBLIC SCHOOL BOARD MEMBER**

Vote For 2		
Total Votes	1,330	
GLENN R. SCOTT	443	33.31%
MIKE COPELAND	438	32.93%
TAMARA L. FUSCO	436	32.78%
WRITE IN	13	0.98%

**NIXA PUBLIC SCHOOL DISTRICT QUESTION 1**


Vote For 1		
Total Votes	799	
YES	577	72.22%
NO	222	27.78%

**NIXA PUBLIC SCHOOL DISTRICT QUESTION 2**

Vote For 1		
Total Votes	800	
YES	476	59.50%
NO	324	40.50%

**NIXA MUNICIPAL JUDGE**

Vote For 1		
Total Votes	640	
JOEL T. HARRIS	629	98.28%
WRITE IN	11	1.72%

*Carl Essick*  
*Don Ansell* 



Precinct Summary Report  
 GENERAL MUNICIPAL ELECTION  
 CHRISTIAN COUNTY, MISSOURI  
 TUESDAY, APRIL 2, 2019  
 GENERAL MUNICIPAL ELECTION APRIL 2, 2019  
 26. SPARTA  
 OFFICIAL RESULTS

Date: 4/5/2019  
 Time: 12:32:35 PM  
 Page 1/1

Registered Voters 1,744 - Total Ballots 204 : 11.70%

SPARTA R-III SCHOOL BOARD MEMBER		
Vote For 2		
Total Votes	352	
DENNIS GRANT LILLY	98	27.84%
RAYMOND EATON	73	20.74%
JASON ALBERT LOVELAND	108	30.68%
KATRINA SELSOR	72	20.45%
WRITE IN	1	0.28%


SPARTA ALDERMAN, WARD 2, 1 YR TERM		
Vote For 1		
Total Votes	43	
TAMI GUERIN	42	97.67%
WRITE IN	1	2.33%

SPARTA MAYOR		
Vote For 1		
Total Votes	85	
JENNI DAVIS	73	85.88%
WRITE IN	12	14.12%

SPARTA ALDERMAN, WARD 1, 2 YR TERM		
Vote For 1		
Total Votes	18	
NO CANDIDATES		
WRITE IN	18	100.00%

SPARTA ALDERMAN, WARD 1, 1 YR TERM		
Vote For 1		
Total Votes	14	
NO CANDIDATES		
WRITE IN	14	100.00%

SPARTA ALDERMAN, WARD 2, 2 YR TERM		
Vote For 1		
Total Votes	41	
JARRETT IORG	34	82.93%
WRITE IN	7	17.07%

*Carl Essink*  
*Jim Puryear* 

Precinct Summary Report  
 GENERAL MUNICIPAL ELECTION  
 CHRISTIAN COUNTY, MISSOURI  
 TUESDAY, APRIL 2, 2019  
 GENERAL MUNICIPAL ELECTION APRIL 2, 2019  
 27. UNION CHAPEL #2  
 OFFICIAL RESULTS

Date: 4/5/2019  
 Time: 12:32:35 PM  
 Page 1/1

Registered Voters 3,438 - Total Ballots 650 : 18.91%

CLEVER R-V SCHOOL BOARD MEMBER		
Vote For 2		
Total Votes	2	
MATTHEW HAVING	0	0%
BRIAN TEAGUE	1	50.00%
ROB KRAMAR	0	0%
SAMANTHA MENDENHALL	0	0%
JAREDD KING	0	0%
SARAH CAMP	1	50.00%
BRYSON PELLHAM	0	0%
WRITE IN	0	0%

REPUBLIC R-III SCHOOL BOARD MEMBER		
Vote For 2		
Total Votes	10	
RUSTY SWIFT	5	50.00%
TRAVIS L. EDWARDS	5	50.00%
SAM HAYES	0	0%
WRITE IN	0	0%

NIXA PUBLIC SCHOOL BOARD MEMBER		
Vote For 2		
Total Votes	1,048	
GLENN R. SCOTT	372	35.50%
MIKE COPELAND	413	39.41%
TAMARA L. FUSCO	251	23.95%
WRITE IN	12	1.15%

NIXA PUBLIC SCHOOL DISTRICT QUESTION 1		
Vote For 1		
Total Votes	642	
YES	426	66.36%
NO	216	33.64%

NIXA PUBLIC SCHOOL DISTRICT QUESTION 2		
Vote For 1		
Total Votes	639	
YES	331	51.80%
NO	308	48.20%

*Carl Essick*  
*Ann Russell* 

Precinct Summary Report  
 GENERAL MUNICIPAL ELECTION  
 CHRISTIAN COUNTY, MISSOURI  
 TUESDAY, APRIL 2, 2019  
 GENERAL MUNICIPAL ELECTION APRIL 2, 2019  
 28. ROSEDALE #2  
 OFFICIAL RESULTS

Date: 4/5/2019  
 Time: 12:32:35 PM  
 Page 1/1

Registered Voters 1,990 - Total Ballots 456 : 22.91%

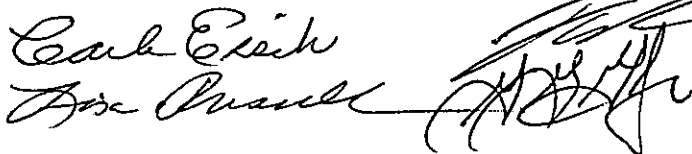
CLEVER R-V SCHOOL BOARD MEMBER		
Vote For 2		
Total Votes	0	
MATTHEW HAVING	0	0%
BRIAN TEAGUE	0	0%
ROB KRAMAR	0	0%
SAMANTHA MENDENHALL	0	0%
JAREDD KING	0	0%
SARAH CAMP	0	0%
BRYSON PELLHAM	0	0%
WRITE IN	0	0%

NIXA PUBLIC SCHOOL BOARD MEMBER		
Vote For 2		
Total Votes	731	
GLENN R. SCOTT	248	33.93%
MIKE COPELAND	241	32.97%
TAMARA L. FUSCO	235	32.15%
WRITE IN	7	0.96%

NIXA PUBLIC SCHOOL DISTRICT QUESTION 1		
Vote For 1		
Total Votes	455	
YES	277	60.88%
NO	178	39.12%

NIXA PUBLIC SCHOOL DISTRICT QUESTION 2		
Vote For 1		
Total Votes	454	
YES	221	48.68%
NO	233	51.32%

*Carl Erick*  
*Ann Quail*



Registered Voters 2,050 - Total Ballots 464 : 22.63%

**NIXA PUBLIC SCHOOL BOARD MEMBER**

Vote For 2

Total Votes 758

GLENN R. SCOTT	232	30.61%
MIKE COPELAND	243	32.06%
TAMARA L. FUSCO	275	36.28%
WRITE IN	8	1.06%

**NIXA PUBLIC SCHOOL DISTRICT QUESTION 1**

Vote For 1

Total Votes 464

YES	298	64.22%
NO	166	35.78%

**NIXA PUBLIC SCHOOL DISTRICT QUESTION 2**

Vote For 1

Total Votes 464

YES	252	54.31%
NO	212	45.69%

**NIXA MUNICIPAL JUDGE**

Vote For 1

Total Votes 281

JOEL T. HARRIS	274	97.51%
WRITE IN	7	2.49%

**NIXA COUNCIL MEMBER, DISTRICT 2**

Vote For 1

Total Votes 272

ARON PETERSON	138	50.74%
CHRISTOPHER HAMILTON	128	47.06%
WRITE IN	6	2.21%

*Carle Esch*  
*Jim Amos* *[Signature]*

Precinct Summary Report  
 GENERAL MUNICIPAL ELECTION  
 CHRISTIAN COUNTY, MISSOURI  
 TUESDAY, APRIL 2, 2019  
 GENERAL MUNICIPAL ELECTION APRIL 2, 2019  
 30. ROSEDALE 1B  
 OFFICIAL RESULTS

Date: 4/5/2019  
 Time: 12:32:35 PM  
 Page 1/1

Registered Voters 2,202 - Total Ballots 340 : 15.44%

NIXA PUBLIC SCHOOL BOARD MEMBER		
Vote For 2		
Total Votes	583	
GLENN R. SCOTT	204	34.99%
MIKE COPELAND	187	32.08%
TAMARA L. FUSCO	184	31.56%
WRITE IN	8	1.37%

NIXA COUNCIL MEMBER, DISTRICT 3		
Vote For 1		
Total Votes	218	
JUSTIN ORF	216	99.08%
WRITE IN	2	0.92%

NIXA PUBLIC SCHOOL DISTRICT QUESTION 1		
Vote For 1		
Total Votes	340	
YES	238	70.00%
NO	102	30.00%

NIXA PUBLIC SCHOOL DISTRICT QUESTION 2		
Vote For 1		
Total Votes	340	
YES	182	53.53%
NO	158	46.47%

NIXA MUNICIPAL JUDGE		
Vote For 1		
Total Votes	278	
JOEL T. HARRIS	272	97.84%
WRITE IN	6	2.16%

NIXA COUNCIL MEMBER, DISTRICT 2		
Vote For 1		
Total Votes	54	
ARON PETERSON	28	51.85%
CHRISTOPHER HAMILTON	23	42.59%
WRITE IN	3	5.56%

*Carl Esch*  
*Jim Smith*

Precinct Summary Report  
 GENERAL MUNICIPAL ELECTION  
 CHRISTIAN COUNTY, MISSOURI  
 TUESDAY, APRIL 2, 2019  
 GENERAL MUNICIPAL ELECTION APRIL 2, 2019  
 31. RIVERSIDE #2  
 OFFICIAL RESULTS

Date: 4/5/2019  
 Time: 12:32:35 PM  
 Page 1/1

Registered Voters 2,813 - Total Ballots 86 : 3.06%

**OZARK FIRE BOARD MEMBER, 6 YR TERM**

Vote For 2

Total Votes 132

NEAL STONE	18	13.64%
ANGIE JOHNS	38	28.79%
JOSEPH S. McMURTREY	24	18.18%
SUSIE BALLARD	33	25.00%
ANDREW R. MILLS	19	14.39%
WRITE IN	0	0%

**OZARK SPECIAL ROAD DIST. COMMISSIONER**

Vote For 1

Total Votes 80

MICHAEL BLOOM	53	66.25%
JOHN FLAGG ELKINS	27	33.75%
WRITE IN	0	0%

**OZARK MAYOR**

Vote For 1

Total Votes 65

RICK GARDNER	63	96.92%
WRITE IN	2	3.08%

**OZARK ALDERMAN, WARD 2**

Vote For 1

Total Votes 41

TED A. SMITH	41	100.00%
WRITE IN	0	0%

**OZARK ALDERMAN, WARD 3**

Vote For 1

Total Votes 25

JASON N. SHAFFER	25	100.00%
WRITE IN	0	0%

*Carl Essik*  
*Jason Russell*  
*[Signature]*

Precinct Summary Report  
 GENERAL MUNICIPAL ELECTION  
 CHRISTIAN COUNTY, MISSOURI  
 TUESDAY, APRIL 2, 2019  
 GENERAL MUNICIPAL ELECTION APRIL 2, 2019  
 32. CASSIDY #2  
 OFFICIAL RESULTS

Date: 4/5/2019  
 Time: 12:32:35 PM  
 Page 1/2

Registered Voters 3,304 - Total Ballots 150 : 4.54%

NIXA PUBLIC SCHOOL BOARD MEMBER		
Vote For 2		
Total Votes	76	
GLENN R. SCOTT	21	27.63%
MIKE COPELAND	35	46.05%
TAMARA L. FUSCO	20	26.32%
WRITE IN	0	0%

OZARK SPECIAL ROAD DIST. COMMISSIONER		
Vote For 1		
Total Votes	130	
MICHAEL BLOOM	73	56.15%
JOHN FLAGG ELKINS	57	43.85%
WRITE IN	0	0%

NIXA PUBLIC SCHOOL DISTRICT QUESTION 1		
Vote For 1		
Total Votes	42	
YES	29	69.05%
NO	13	30.95%

FREMONT HILLS ALDERMAN, WARD 1		
Vote For 1		
Total Votes	24	
SEAN O'CONNELL	24	100.00%
WRITE IN	0	0%

NIXA PUBLIC SCHOOL DISTRICT QUESTION 2		
Vote For 1		
Total Votes	42	
YES	20	47.62%
NO	22	52.38%


FREMONT HILLS ALDERMAN, WARD 2		
Vote For 1		
Total Votes	25	
KERRY NELSON	25	100.00%
WRITE IN	0	0%

OZARK FIRE BOARD MEMBER, 6 YR TERM		
Vote For 2		
Total Votes	241	
NEAL STONE	19	7.88%
ANGIE JOHNS	42	17.43%
JOSEPH S. McMURTREY	65	26.97%
SUSIE BALLARD	82	34.02%
ANDREW R. MILLS	29	12.03%
WRITE IN	4	1.66%

FREMONT HILLS ALDERMAN, WARD 3		
Vote For 1		
Total Votes	9	
RANDY WEST	9	100.00%
WRITE IN	0	0%

OZARK MAYOR		
Vote For 1		
Total Votes	21	
RICK GARDNER	21	100.00%
WRITE IN	0	0%

*Carl Esch*  
*For Mayor*



Precinct Summary Report  
GENERAL MUNICIPAL ELECTION  
CHRISTIAN COUNTY, MISSOURI  
TUESDAY, APRIL 2, 2019  
GENERAL MUNICIPAL ELECTION APRIL 2, 2019  
32. CASSIDY #2  
OFFICIAL RESULTS

Date: 4/5/2019  
Time: 12:32:35 PM  
Page 2/2

Registered Voters 3,304 - Total Ballots 150 : 4.54%

OZARK ALDERMAN, WARD 3

Vote For 1			
Total Votes	21		
JASON N. SHAFFER	21	100.00%	
WRITE IN	0	0%	

*Carl Esch*  
*Jim Russell*

*[Signature]*



Precinct Summary Report  
GENERAL MUNICIPAL ELECTION  
CHRISTIAN COUNTY, MISSOURI  
TUESDAY, APRIL 2, 2019  
GENERAL MUNICIPAL ELECTION APRIL 2, 2019  
33. LINCOLN #2  
OFFICIAL RESULTS

Date: 4/5/2019  
Time: 12:32:35 PM  
Page 1/1

Registered Voters 1,524 - Total Ballots 207 : 13.58%

**CLEVER R-V SCHOOL BOARD MEMBER**

Vote For 2

Total Votes 357

MATTHEW HAVING	43	12.04%
BRIAN TEAGUE	69	19.33%
ROB KRAMAR	46	12.89%
SAMANTHA MENDENHALL	45	12.61%
JAREDD KING	26	7.28%
SARAH CAMP	97	27.17%
BRYSON PELLHAM	28	7.84%
WRITE IN	3	0.84%

**REPUBLIC R-III SCHOOL BOARD MEMBER**

Vote For 2

Total Votes 21

RUSTY SWIFT	8	38.10%
TRAVIS L. EDWARDS	6	28.57%
SAM HAYES	7	33.33%
WRITE IN	0	0%

**CLEVER ALDERMAN, WEST WARD**

Vote For 1

Total Votes 142

WADE PEARCE	44	30.99%
WRITE IN	98	69.01%

*Carole E. Smith*  
*Joe Ramsey*

*[Signature]*