

Statement of Votes Cast
 GENERAL ELECTION - NOVEMBER 6, 2018
 CHRISTIAN COUNTY, MISSOURI
 NOVEMBER ELECTIONS
 OFFICIAL RETURNS

Date: 11/9/2018
 Time: 2:35:04 PM

Jurisdiction Wide	Turnout	U.S. SENATOR																
		Reg. Voters	Ballots Cast	% Turnout	Reg. Voters	Total Votes	JOSH HAWLEY (REP)	CLAIRE MCCASKILL (DEM)	JAPHETH CAMPBELL (LIB)	JO CRAIN (GRN)	CRAIG ODEAR (IND)	WRITE IN						
1. E BENTON / 3. BRUNER	Normal	927	537	57.93%	927	532	391	73.50%	126	23.68%	7	1.32%	2	0.38%	5	0.94%	1	0.19%
	Absentee	927	-	-	927	0	0	-	0	-	0	-	0	-	0	-	0	-
2. WEST BENTON / 14. LINDEN	Normal	1808	1141	63.11%	1808	1137	817	71.86%	285	25.07%	15	1.32%	4	0.35%	16	1.41%	0	-
	Absentee	1808	-	-	1808	0	0	-	0	-	0	-	0	-	0	-	0	-
4. CHADWICK 16. S. LINN 11. GARRISON 25. SENECA	Normal	631	371	58.80%	631	368	289	78.53%	74	20.11%	1	0.27%	1	0.27%	3	0.82%	0	-
	Absentee	631	-	-	631	0	0	-	0	-	0	-	0	-	0	-	0	-
5. RIVERSIDE #1	Normal	2535	1493	58.90%	2535	1485	1019	68.62%	432	29.09%	12	0.81%	8	0.54%	13	0.88%	1	0.07%
	Absentee	2535	-	-	2535	0	0	-	0	-	0	-	0	-	0	-	0	-
6. CASSIDY #1	Normal	2578	1382	53.61%	2578	1376	954	69.33%	377	27.40%	21	1.53%	8	0.58%	13	0.94%	3	0.22%
	Absentee	2578	-	-	2578	0	0	-	0	-	0	-	0	-	0	-	0	-
7. WEST FINLEY	Normal	3194	1708	53.48%	3194	1697	1152	67.88%	464	27.34%	32	1.89%	13	0.77%	35	2.06%	1	0.06%
	Absentee	3194	-	-	3194	0	0	-	0	-	0	-	0	-	0	-	0	-
8. EAST FINLEY	Normal	4545	2496	54.92%	4545	2485	1707	68.69%	680	27.36%	38	1.53%	15	0.60%	42	1.69%	3	0.12%
	Absentee	4545	-	-	4545	0	0	-	0	-	0	-	0	-	0	-	0	-
9. NORTH GALLOWAY	Normal	2768	1608	58.09%	2768	1601	1177	73.52%	368	22.99%	20	1.25%	8	0.50%	28	1.75%	0	-
	Absentee	2768	-	-	2768	0	0	-	0	-	0	-	0	-	0	-	0	-
10. SOUTH GALLOWAY	Normal	1578	923	58.49%	1578	917	697	76.01%	200	21.81%	7	0.76%	1	0.11%	11	1.20%	1	0.11%
	Absentee	1578	-	-	1578	0	0	-	0	-	0	-	0	-	0	-	0	-
12. LEAD HILL / 18. OLDFIELD	Normal	490	294	60.00%	490	291	211	72.51%	70	24.05%	3	1.03%	0	-	6	2.06%	0	-
	Absentee	490	-	-	490	0	0	-	0	-	0	-	0	-	0	-	0	-
13. LINCOLN #1	Normal	2304	1310	56.86%	2304	1301	892	68.56%	366	28.13%	16	1.23%	6	0.46%	19	1.46%	2	0.15%
	Absentee	2304	-	-	2304	0	0	-	0	-	0	-	0	-	0	-	0	-
15. NORTH LINN	Normal	733	482	65.76%	733	481	348	72.35%	123	25.57%	4	0.83%	1	0.21%	5	1.04%	0	-
	Absentee	733	-	-	733	0	0	-	0	-	0	-	0	-	0	-	0	-

Paula Smith
Dee Lunsney

Statement of Votes Cast
 GENERAL ELECTION - NOVEMBER 6, 2018
 CHRISTIAN COUNTY, MISSOURI
 NOVEMBER ELECTIONS
 OFFICIAL RETURNS

Date: 11/9/2018
 Time: 2:35:04 PM


	Turnout			U.S. SENATOR														
	Reg. Voters	Ballots Cast	% Turnout	Reg. Voters	Total Votes	JOSH HAWLEY (REP)	CLAIRE McCASKILL (DEM)	JAPHETH CAMPBELL (LIB)	JO CRAIN (GRN)	CRAIG O'DEAR (IND)	WRITE IN							
17. McCRACKEN	Normal	1704	1032	60.56%	1704	1029	755	73.37%	228	22.16%	17	1.65%	9	0.87%	18	1.75%	2	0.19%
	Absentee	1704	-	-	1704	0	0	-	0	-	0	-	0	-	0	-	0	-
20. POLK	Normal	2378	1434	60.30%	2378	1427	1035	72.53%	339	23.76%	18	1.26%	11	0.77%	21	1.47%	3	0.21%
	Absentee	2378	-	-	2378	0	0	-	0	-	0	-	0	-	0	-	0	-
21. UNION CHAPEL #1	Normal	3006	1708	56.82%	3006	1695	1130	66.67%	507	29.91%	31	1.83%	3	0.18%	22	1.30%	2	0.12%
	Absentee	3006	-	-	3006	0	0	-	0	-	0	-	0	-	0	-	0	-
22. ROSEDALE #1A	Normal	2458	1347	54.80%	2458	1340	895	66.79%	402	30.00%	22	1.64%	7	0.52%	14	1.04%	0	-
	Absentee	2458	-	-	2458	0	0	-	0	-	0	-	0	-	0	-	0	-
23. GARDEN GROVE	Normal	2162	1285	59.44%	2162	1276	849	66.54%	372	29.15%	27	2.12%	7	0.55%	20	1.57%	1	0.08%
	Absentee	2162	-	-	2162	0	0	-	0	-	0	-	0	-	0	-	0	-
24. NORTHVIEW #1	Normal	3625	2200	60.69%	3625	2187	1467	67.08%	661	30.22%	29	1.33%	7	0.32%	22	1.01%	1	0.05%
	Absentee	3625	-	-	3625	0	0	-	0	-	0	-	0	-	0	-	0	-
26. SPARTA	Normal	1755	1010	57.55%	1755	1004	738	73.51%	231	23.01%	12	1.20%	8	0.80%	13	1.29%	2	0.20%
	Absentee	1755	-	-	1755	0	0	-	0	-	0	-	0	-	0	-	0	-
27. UNION CHAPEL #2	Normal	3387	2003	59.14%	3387	1988	1377	69.27%	552	27.77%	23	1.16%	5	0.25%	30	1.51%	1	0.05%
	Absentee	3387	-	-	3387	0	0	-	0	-	0	-	0	-	0	-	0	-
28. ROSEDALE #2	Normal	1972	1276	64.71%	1972	1272	881	69.26%	361	28.38%	14	1.10%	4	0.31%	12	0.94%	0	-
	Absentee	1972	-	-	1972	0	0	-	0	-	0	-	0	-	0	-	0	-
29. NORTHVIEW #2	Normal	2042	1222	59.84%	2042	1214	780	64.25%	393	32.37%	21	1.73%	5	0.41%	12	0.99%	3	0.25%
	Absentee	2042	-	-	2042	0	0	-	0	-	0	-	0	-	0	-	0	-
30. ROSEDALE 1B	Normal	2206	1147	51.99%	2206	1141	743	65.12%	361	31.64%	11	0.96%	9	0.79%	16	1.40%	1	0.09%
	Absentee	2206	-	-	2206	0	0	-	0	-	0	-	0	-	0	-	0	-
31. RIVERSIDE #2	Normal	2778	1702	61.27%	2778	1696	1204	70.99%	454	26.77%	20	1.18%	2	0.12%	15	0.88%	1	0.06%
	Absentee	2778	-	-	2778	0	0	-	0	-	0	-	0	-	0	-	0	-
32. CASSIDY #2	Normal	3277	1743	53.19%	3277	1734	1189	68.57%	500	28.84%	24	1.38%	8	0.46%	12	0.69%	1	0.06%
	Absentee	3277	-	-	3277	0	0	-	0	-	0	-	0	-	0	-	0	-

Boyle Brook
Jim Linn

Statement of Votes Cast
 GENERAL ELECTION - NOVEMBER 6, 2018
 CHRISTIAN COUNTY, MISSOURI
 NOVEMBER ELECTIONS
 OFFICIAL RETURNS

Date: 11/9/2018
 Time: 2:35:04 PM

	Turnout			U.S. SENATOR													
	Reg. Voters	Ballots Cast	% Turnout	Reg. Voters	Total Votes	JOSH HAWLEY (REP)	CLAIRE McCASKILL (DEM)	JAPHETH CAMPBELL (LIB)	JO CRAIN (GRN)	CRAIG O'DEAR (IND)	WRITE IN						
33. LINCOLN#2																	
Normal	1514	839	55.42%	1514	835	629	75.33%	172	20.60%	17	2.04%	4	0.48%	12	1.44%	1	0.12%
Absentee	1514	-	-	1514	0	0	-	0	-	0	-	0	-	0	-	0	-
ABSENTEE																	
Normal	-	-	-	0	0	0	-	0	-	0	-	0	-	0	-	0	-
Absentee	-	2923	-	0	2912	2058	70.67%	784	26.92%	23	0.79%	5	0.17%	37	1.27%	5	0.17%
Total																	
Normal	58355	33693	57.74%	58355	33509	23326	69.61%	9098	27.15%	462	1.38%	156	0.47%	435	1.30%	32	0.10%
Absentee	58355	2923	5.01%	58355	2912	2058	70.67%	784	26.92%	23	0.79%	5	0.17%	37	1.27%	5	0.17%
Total	58355	36616	62.75%	58355	36421	25384	69.70%	9882	27.13%	485	1.33%	161	0.44%	472	1.30%	37	0.10%

Paul Bewick
Chris Rogers


Statement of Votes Cast
 GENERAL ELECTION - NOVEMBER 6, 2018
 CHRISTIAN COUNTY, MISSOURI
 NOVEMBER ELECTIONS
 OFFICIAL RETURNS

Date: 11/9/2018
 Time: 2:35:04 PM

STATE AUDITOR

Jurisdiction Wide	Reg. Voters	Total Votes	SAUNDRA MCDOWELL (REP)		NICOLE GALLOWAY (DEM)		SEAN O'TOOLE (LIB)		DON FITZ (GRN)		JACOB LUTKEMEYER (CST)		WRITE IN	
			Votes	%	Votes	%	Votes	%	Votes	%	Votes	%		
1. E BENTON / 3. BRUNER	927	526	322	61.22%	191	36.31%	8	1.52%	3	0.57%	1	0.19%	1	0.19%
Normal	927	0	0	-	0	-	0	-	0	-	0	-	0	-
Absentee														
2. WEST BENTON / 14. LINDEN	1808	1121	635	56.65%	433	38.63%	33	2.94%	3	0.27%	16	1.43%	1	0.09%
Normal	1808	0	0	-	0	-	0	-	0	-	0	-	0	-
Absentee														
4. CHADWICK 16. S. LINN 11. GARRISON 25. SENECA	631	365	244	66.85%	104	28.49%	9	2.47%	0	-	8	2.19%	0	-
Normal	631	0	0	-	0	-	0	-	0	-	0	-	0	-
Absentee														
5. RIVERSIDE #1	2535	1462	840	57.46%	574	39.26%	25	1.71%	9	0.62%	12	0.82%	2	0.14%
Normal	2535	0	0	-	0	-	0	-	0	-	0	-	0	-
Absentee														
6. CASSIDY #1	2578	1357	799	58.88%	489	36.04%	45	3.32%	9	0.66%	14	1.03%	1	0.07%
Normal	2578	0	0	-	0	-	0	-	0	-	0	-	0	-
Absentee														
7. WEST FINLEY	3194	1665	966	58.02%	602	36.16%	63	3.78%	14	0.84%	19	1.14%	1	0.06%
Normal	3194	0	0	-	0	-	0	-	0	-	0	-	0	-
Absentee														
8. EAST FINLEY	4545	2440	1406	57.62%	923	37.83%	65	2.66%	20	0.82%	24	0.98%	2	0.08%
Normal	4545	0	0	-	0	-	0	-	0	-	0	-	0	-
Absentee														
9. NORTH GALLOWAY	2768	1573	952	60.52%	538	34.20%	47	2.99%	13	0.83%	23	1.46%	0	-
Normal	2768	0	0	-	0	-	0	-	0	-	0	-	0	-
Absentee														
10. SOUTH GALLOWAY	1578	907	572	63.07%	307	33.85%	13	1.43%	5	0.55%	10	1.10%	0	-
Normal	1578	0	0	-	0	-	0	-	0	-	0	-	0	-
Absentee														
12. LEAD HILL / 18. OLDFIELD	490	286	175	61.19%	101	35.31%	5	1.75%	2	0.70%	3	1.05%	0	-
Normal	490	0	0	-	0	-	0	-	0	-	0	-	0	-
Absentee														
13. LINCOLN #1	2304	1286	728	56.61%	497	38.65%	34	2.64%	10	0.78%	15	1.17%	2	0.16%
Normal	2304	0	0	-	0	-	0	-	0	-	0	-	0	-
Absentee														
15. NORTH LINN	733	476	302	63.45%	159	33.40%	8	1.68%	4	0.84%	3	0.63%	0	-
Normal	733	0	0	-	0	-	0	-	0	-	0	-	0	-
Absentee														

Paula Casper
Jan Wency

Statement of Votes Cast
 GENERAL ELECTION - NOVEMBER 6, 2018
 CHRISTIAN COUNTY, MISSOURI
 NOVEMBER ELECTIONS
 OFFICIAL RETURNS

Date: 11/9/2018
 Time: 2:35:04 PM

STATE AUDITOR

	Reg. Voters	Total Votes	SAUNDRA MCDOWELL (REP)	NICOLE GALLOWAY (DEM)	SEAN OTOOLE (LIB)	DON FITZ (GRN)	JACOB LUETKEMEYE (R (CST))	WRITE IN
17. McCRACKEN								
Normal	1704	1019	609 59.76%	365 35.82%	26 2.55%	6 0.59%	13 1.28%	0
Absentee	1704	0	0	0	0	0	0	0
20. POLK								
Normal	2378	1398	798 57.08%	534 38.20%	38 2.72%	7 0.50%	21 1.50%	0
Absentee	2378	0	0	0	0	0	0	0
21. UNION CHAPEL #1								
Normal	3006	1658	878 52.96%	721 43.49%	38 2.29%	4 0.24%	17 1.03%	0
Absentee	3006	0	0	0	0	0	0	0
22. ROSEDALE #1A								
Normal	2458	1307	738 56.47%	505 38.64%	36 2.75%	10 0.77%	15 1.15%	3 0.23%
Absentee	2458	0	0	0	0	0	0	0
23. GARDEN GROVE								
Normal	2162	1260	699 55.48%	502 39.84%	41 3.25%	6 0.48%	12 0.95%	0
Absentee	2162	0	0	0	0	0	0	0
24. NORTHVIEW #1								
Normal	3625	2164	1207 55.78%	866 40.02%	61 2.82%	12 0.55%	17 0.79%	1 0.05%
Absentee	3625	0	0	0	0	0	0	0
26. SPARTA								
Normal	1755	993	603 60.73%	349 35.15%	22 2.22%	8 0.81%	10 1.01%	1 0.10%
Absentee	1755	0	0	0	0	0	0	0
27. UNION CHAPEL #2								
Normal	3387	1955	1103 56.42%	774 39.59%	58 2.97%	9 0.46%	10 0.51%	1 0.05%
Absentee	3387	0	0	0	0	0	0	0
28. ROSEDALE #2								
Normal	1972	1253	718 57.30%	483 38.55%	34 2.71%	5 0.40%	13 1.04%	0
Absentee	1972	0	0	0	0	0	0	0
29. NORTHVIEW #2								
Normal	2042	1186	612 51.60%	516 43.51%	37 3.12%	6 0.51%	11 0.93%	4 0.34%
Absentee	2042	0	0	0	0	0	0	0
30. ROSEDALE 1B								
Normal	2206	1123	634 56.46%	430 38.29%	33 2.94%	7 0.62%	17 1.51%	2 0.18%
Absentee	2206	0	0	0	0	0	0	0
31. RIVERSIDE #2								
Normal	2778	1668	974 58.39%	628 37.65%	44 2.64%	7 0.42%	13 0.78%	2 0.12%
Absentee	2778	0	0	0	0	0	0	0
32. CASSIDY #2								
Normal	3277	1714	955 55.72%	698 40.72%	37 2.16%	8 0.47%	15 0.88%	1 0.06%
Absentee	3277	0	0	0	0	0	0	0


Paula Bawik *Tim Lumsden* *AKP*

Statement of Votes Cast
 GENERAL ELECTION - NOVEMBER 6, 2018
 CHRISTIAN COUNTY, MISSOURI
 NOVEMBER ELECTIONS
 OFFICIAL RETURNS

Date: 11/9/2018
 Time: 2:35:04 PM

STATE AUDITOR

33. LINCOLN #2	Reg. Voters	Total Votes	SAUNDRA MCDOWELL (REP)		NICOLE GALLOWAY (DEM)		SEAN OTOOLE (LIB)		DON FITZ (GRN)		JACOB LUETKEMEYE R (CST)		WRITE IN	
Normal	1514	815	522	64.05%	252	30.92%	25	3.07%	7	0.86%	7	0.86%	2	0.25%
Absentee	1514	0	0	-	0	-	0	-	0	-	0	-	0	-
ABSENTEE														
Normal	0	0	0	-	0	-	0	-	0	-	0	-	0	-
Absentee	0	2872	1766	61.49%	1012	35.24%	55	1.92%	14	0.49%	24	0.84%	1	0.03%
Total														
Normal	58355	32977	18991	57.59%	12541	38.03%	885	2.68%	194	0.59%	339	1.03%	27	0.08%
Absentee	58355	2872	1766	61.49%	1012	35.24%	55	1.92%	14	0.49%	24	0.84%	1	0.03%
Total	58355	35849	20757	57.90%	13553	37.81%	940	2.62%	208	0.58%	363	1.01%	28	0.08%


 Paul Seavick
 State Auditor

Statement of Votes Cast
 GENERAL ELECTION - NOVEMBER 6, 2018
 CHRISTIAN COUNTY, MISSOURI
 NOVEMBER ELECTIONS
 OFFICIAL RETURNS

Date: 11/9/2018
 Time: 2:35:04 PM

U.S. REP. DIST. 7

Jurisdiction Wide	Reg. Voters	Total Votes	BILLY LONG (REP)		JAMIE DANIEL SCHOOLCRA FT (DEM)		BENJAMIN T. BRIXEY (LIB)		WRITE IN	
			Count	Percentage	Count	Percentage	Count	Percentage		
1. E BENTON / 3. BRUNER	927	531	412	77.59%	100	18.83%	17	3.20%	2	0.38%
Normal	927	0	0	-	0	-	0	-	0	-
Absentee										
2. WEST BENTON / 14. LINDEN	1808	1130	802	70.97%	284	25.13%	44	3.89%	0	-
Normal	1808	0	0	-	0	-	0	-	0	-
Absentee										
4. CHADWICK 16. S. LINN 11. GARRISON 25. SENECA	631	369	290	78.59%	70	18.97%	9	2.44%	0	-
Normal	631	0	0	-	0	-	0	-	0	-
Absentee										
5. RIVERSIDE #1	2535	1476	1010	68.43%	411	27.85%	53	3.59%	2	0.14%
Normal	2535	0	0	-	0	-	0	-	0	-
Absentee										
6. CASSIDY # 1	2578	1356	939	69.25%	362	26.70%	53	3.91%	2	0.15%
Normal	2578	0	0	-	0	-	0	-	0	-
Absentee										
7. WEST FINLEY	3194	1674	1152	68.82%	441	26.34%	79	4.72%	2	0.12%
Normal	3194	0	0	-	0	-	0	-	0	-
Absentee										
8. EAST FINLEY	4545	2457	1699	69.15%	660	26.86%	95	3.87%	3	0.12%
Normal	4545	0	0	-	0	-	0	-	0	-
Absentee										
9. NORTH GALLOWAY	2768	1587	1169	73.66%	359	22.62%	59	3.72%	0	-
Normal	2768	0	0	-	0	-	0	-	0	-
Absentee										
10. SOUTH GALLOWAY	1578	911	705	77.39%	176	19.32%	28	3.07%	2	0.22%
Normal	1578	0	0	-	0	-	0	-	0	-
Absentee										
12. LEAD HILL / 18. OLDFIELD	490	289	219	75.78%	66	22.84%	4	1.38%	0	-
Normal	490	0	0	-	0	-	0	-	0	-
Absentee										
13. LINCOLN #1	2304	1294	886	68.47%	355	27.43%	52	4.02%	1	0.08%
Normal	2304	0	0	-	0	-	0	-	0	-
Absentee										
15. NORTH LINN	733	476	342	71.85%	122	25.63%	10	2.10%	2	0.42%
Normal	733	0	0	-	0	-	0	-	0	-
Absentee										

Paul Brock
Tom Kinney

Statement of Votes Cast
 GENERAL ELECTION - NOVEMBER 6, 2018
 CHRISTIAN COUNTY, MISSOURI
 NOVEMBER ELECTIONS
 OFFICIAL RETURNS

Date: 11/9/2018
 Time: 2:35:04 PM

U.S. REP. DIST. 7

	Reg. Voters	Total Votes	BILLY LONG (REP)	JAMIE DANIEL SCHOOLCRA FT (DEM)	BENJAMIN T. BRIXEY (LIB)	WRITE IN
17. MCCracken Normal	1704	1015	734 72.32%	229 22.56%	49 4.83%	3 0.30%
Absentee	1704	0	0	0	0	0
20. POLK Normal	2378	1418	1059 74.68%	312 22.00%	47 3.31%	0
Absentee	2378	0	0	0	0	0
21. UNION CHAPEL #1 Normal	3006	1688	1146 67.89%	479 28.38%	61 3.61%	2 0.12%
Absentee	3006	0	0	0	0	0
22. ROSEDALE #1A Normal	2458	1320	875 66.29%	391 29.62%	53 4.02%	1 0.08%
Absentee	2458	0	0	0	0	0
23. GARDEN GROVE Normal	2162	1262	836 66.24%	378 29.95%	47 3.72%	1 0.08%
Absentee	2162	0	0	0	0	0
24. NORTHVIEW #1 Normal	3625	2169	1469 67.73%	620 28.58%	80 3.69%	0
Absentee	3625	0	0	0	0	0
26. SPARTA Normal	1755	1000	740 74.00%	222 22.20%	37 3.70%	1 0.10%
Absentee	1755	0	0	0	0	0
27. UNION CHAPEL #2 Normal	3387	1960	1347 68.22%	513 26.17%	98 5.00%	2 0.10%
Absentee	3387	0	0	0	0	0
28. ROSEDALE #2 Normal	1972	1262	859 68.07%	357 28.29%	46 3.65%	0
Absentee	1972	0	0	0	0	0
29. NORTHVIEW #2 Normal	2042	1196	758 63.38%	373 31.19%	64 5.35%	1 0.08%
Absentee	2042	0	0	0	0	0
30. ROSEDALE 1B Normal	2206	1133	751 66.28%	342 30.19%	38 3.35%	2 0.18%
Absentee	2206	0	0	0	0	0
31. RIVERSIDE #2 Normal	2778	1678	1181 70.38%	442 26.34%	52 3.10%	3 0.18%
Absentee	2778	0	0	0	0	0
32. CASSIDY #2 Normal	3277	1726	1181 68.42%	490 28.39%	54 3.13%	1 0.05%
Absentee	3277	0	0	0	0	0

Carla Creek *Jim Hunt* *RPB*

Statement of Votes Cast
 GENERAL ELECTION - NOVEMBER 6, 2018
 CHRISTIAN COUNTY, MISSOURI
 NOVEMBER ELECTIONS
 OFFICIAL RETURNS

Date: 11/9/2018
 Time: 2:35:04 PM

U.S. REP. DIST. 7

33. LINCOLN #2	Reg. Voters	Total Votes	BILLY LONG (REP)		JAMIE DANIEL SCHOOLCRA FT (DEM)		BENJAMIN T. BRIXEY (LIB)		WRITE IN	
			Count	Percentage	Count	Percentage	Count	Percentage		
Normal	1514	820	605	73.78%	171	20.85%	42	5.12%	2	0.24%
Absentee	1514	0	0	-	0	-	0	-	0	-
ABSENTEE										
Normal	0	0	0	-	0	-	0	-	0	-
Absentee	0	2888	2024	70.08%	784	27.15%	77	2.67%	3	0.10%
Total										
Normal	58355	33197	23166	69.78%	8725	26.28%	1271	3.83%	35	0.11%
Absentee	58355	2888	2024	70.08%	784	27.15%	77	2.67%	3	0.10%
Total	58355	36085	25190	69.81%	9509	26.35%	1348	3.74%	38	0.11%

Handwritten signatures:
 Kelly
 Carol Brank
 For Lunney

Statement of Votes Cast
 GENERAL ELECTION - NOVEMBER 6, 2018
 CHRISTIAN COUNTY, MISSOURI
 NOVEMBER ELECTIONS
 OFFICIAL RETURNS

Date: 11/9/2018
 Time: 2:35:04 PM

STATE SENATOR DIST. 20

STATE REP. DIST. 138

Jurisdiction Wide	Reg. Voters	Total Votes	ERIC W. BURLISON (REP)		JIM BILLEDO (DEM)		WRITE IN	Reg. Voters	Total Votes	BRAD HUDSON (REP)		WRITE IN
			Count	Percentage	Count	Percentage				Count	Percentage	
1. E BENTON / 3. BRUNER Normal	927	521	412	79.08%	108	20.73%	1	0.19%	-	-	-	-
Absentee	927	0	0	-	0	-	0	-	-	-	-	-
2. WEST BENTON / 14. LINDEN Normal	1808	1112	861	77.43%	250	22.48%	1	0.09%	-	-	-	-
Absentee	1808	0	0	-	0	-	0	-	-	-	-	-
4. CHADWICK 16. S. LINN 11. GARRISON 25. SENECA Normal	631	361	289	80.06%	72	19.94%	0	-	-	-	-	-
Absentee	631	0	0	-	0	-	0	-	-	-	-	-
5. RIVERSIDE #1 Normal	2535	1454	1056	72.53%	396	27.24%	2	0.14%	-	-	-	-
Absentee	2535	0	0	-	0	-	0	-	-	-	-	-
6. CASSIDY #1 Normal	2578	1354	993	73.34%	360	26.59%	1	0.07%	-	-	-	-
Absentee	2578	0	0	-	0	-	0	-	-	-	-	-
7. WEST FINLEY Normal	3194	1663	1233	74.14%	426	25.62%	4	0.24%	-	-	-	-
Absentee	3194	0	0	-	0	-	0	-	-	-	-	-
8. EAST FINLEY Normal	4545	2427	1810	74.58%	615	25.34%	2	0.08%	-	-	-	-
Absentee	4545	0	0	-	0	-	0	-	-	-	-	-
9. NORTH GALLOWAY Normal	2768	1565	1239	79.17%	323	20.64%	3	0.19%	-	-	-	-
Absentee	2768	0	0	-	0	-	0	-	-	-	-	-
10. SOUTH GALLOWAY Normal	1578	904	734	81.19%	170	18.81%	0	-	-	-	-	-
Absentee	1578	0	0	-	0	-	0	-	-	-	-	-
12. LEAD HILL / 18. OLDFIELD Normal	490	284	219	77.11%	65	22.89%	0	-	-	-	-	-
Absentee	490	0	0	-	0	-	0	-	-	-	-	-
13. LINCOLN #1 Normal	2304	1274	975	76.53%	298	23.39%	1	0.08%	-	-	-	-
Absentee	2304	0	0	-	0	-	0	-	-	-	-	-
15. NORTH LINN Normal	733	479	363	75.78%	116	24.22%	0	-	-	-	-	-
Absentee	733	0	0	-	0	-	0	-	-	-	-	-

Paul Bevil
John Burrows

Statement of Votes Cast
 GENERAL ELECTION - NOVEMBER 6, 2018
 CHRISTIAN COUNTY, MISSOURI
 NOVEMBER ELECTIONS
 OFFICIAL RETURNS

Date: 11/9/2018
 Time: 2:35:04 PM

	STATE SENATOR DIST. 20					STATE REP. DIST. 138				
	Reg. Voters	Total Votes	ERIC W. BURLISON (REP)	JIM BILLEDO (DEM)	WRITE IN	Reg. Voters	Total Votes	BRAD HUDSON (REP)	WRITE IN	
17. McCRACKEN Normal	1704	1004	796 79.28%	207 20.62%	1 0.10%	-	-	-	-	
Absentee	1704	0	0	0	0	-	-	-	-	
20. POLK Normal	2378	1411	1134 80.37%	276 19.56%	1 0.07%	2378	1250	1234 98.72%	16 1.28%	
Absentee	2378	0	0	0	0	2378	0	0	0	
21. UNION CHAPEL #1 Normal	3006	1669	1207 72.32%	461 27.62%	1 0.06%	-	-	-	-	
Absentee	3006	0	0	0	0	-	-	-	-	
22. ROSEDALE #1A Normal	2458	1314	942 71.69%	369 28.08%	3 0.23%	-	-	-	-	
Absentee	2458	0	0	0	0	-	-	-	-	
23. GARDEN GROVE Normal	2162	1251	909 72.66%	340 27.18%	2 0.16%	-	-	-	-	
Absentee	2162	0	0	0	0	-	-	-	-	
24. NORTHVIEW #1 Normal	3625	2141	1573 73.47%	564 26.34%	4 0.19%	-	-	-	-	
Absentee	3625	0	0	0	0	-	-	-	-	
26. SPARTA Normal	1755	990	761 76.87%	228 23.03%	1 0.10%	-	-	-	-	
Absentee	1755	0	0	0	0	-	-	-	-	
27. UNION CHAPEL #2 Normal	3387	1945	1466 75.37%	477 24.52%	2 0.10%	-	-	-	-	
Absentee	3387	0	0	0	0	-	-	-	-	
28. ROSEDALE #2 Normal	1972	1255	925 73.71%	330 26.29%	0 0	-	-	-	-	
Absentee	1972	0	0	0	0	-	-	-	-	
29. NORTHVIEW #2 Normal	2042	1184	845 71.37%	337 28.46%	2 0.17%	-	-	-	-	
Absentee	2042	0	0	0	0	-	-	-	-	
30. ROSEDALE 1B Normal	2206	1118	803 71.82%	313 28.00%	2 0.18%	-	-	-	-	
Absentee	2206	0	0	0	0	-	-	-	-	
31. RIVERSIDE #2 Normal	2778	1663	1240 74.56%	422 25.38%	1 0.06%	-	-	-	-	
Absentee	2778	0	0	0	0	-	-	-	-	
32. CASSIDY #2 Normal	3277	1711	1221 71.36%	489 28.58%	1 0.06%	-	-	-	-	
Absentee	3277	0	0	0	0	-	-	-	-	

Paul Blevins
For Governor
AKL

Statement of Votes Cast
 GENERAL ELECTION - NOVEMBER 6, 2018
 CHRISTIAN COUNTY, MISSOURI
 NOVEMBER ELECTIONS
 OFFICIAL RETURNS

Date: 11/9/2018
 Time: 2:35:04 PM

STATE SENATOR DIST. 20

STATE REP. DIST. 138

	Reg. Voters	Total Votes	ERIC W. BURRISON (REP)		JIM BILLEDO (DEM)		WRITE IN	Reg. Voters	Total Votes	BRAD HUDSON (REP)		WRITE IN
33. LINCOLN #2												
Normal	1514	820	670	81.71%	149	18.17%	1	474	265	260	98.11%	5
Absentee	1514	0	0	-	0	-	0	474	0	0	-	0
ABSENTEE												
Normal	0	0	0	-	0	-	0	0	0	0	-	0
Absentee	0	2839	2092	73.69%	745	26.24%	2	0	74	72	97.30%	2
Total												
Normal	58365	32874	24676	75.06%	8161	24.83%	37	2852	1515	1494	98.61%	21
Absentee	58365	2839	2092	73.69%	745	26.24%	2	2852	74	72	97.30%	2
Total	58365	35713	26768	74.95%	8906	24.94%	39	2852	1589	1566	98.55%	23

Paul Cecil
For Bureau

Statement of Votes Cast
 GENERAL ELECTION - NOVEMBER 6, 2018
 CHRISTIAN COUNTY, MISSOURI
 NOVEMBER ELECTIONS
 OFFICIAL RETURNS

Date: 11/9/2018
 Time: 2:35:04 PM

STATE REP. DIST. 139

Jurisdiction Wide	Reg. Voters	Total Votes	JERED TAYLOR (REP)		CORR HANF (DEM)		WRITE IN
			Count	Percentage	Count	Percentage	
1. E BENTON / 3. BRUNER Normal	-	-	-	-	-	-	-
2. WEST BENTON / 14. LINDEN Normal	-	-	-	-	-	-	-
Absentee	-	-	-	-	-	-	-
4. CHADWICK 16. S. LINN 11. GARRISON 25. SENECA Normal	-	-	-	-	-	-	-
Absentee	-	-	-	-	-	-	-
5. RIVERSIDE #1 Normal	-	-	-	-	-	-	-
Absentee	-	-	-	-	-	-	-
6. CASSIDY #1 Normal	-	-	-	-	-	-	-
Absentee	-	-	-	-	-	-	-
7. WEST FINLEY Normal	-	-	-	-	-	-	-
Absentee	-	-	-	-	-	-	-
8. EAST FINLEY Normal	-	-	-	-	-	-	-
Absentee	-	-	-	-	-	-	-
9. NORTH GALLOWAY Normal	2415	1351	1078	79.79%	270	19.99%	3 0.22%
Absentee	2415	0	0	-	0	-	0
10. SOUTH GALLOWAY Normal	1335	780	656	84.10%	124	15.90%	0
Absentee	1335	0	0	-	0	-	0
12. LEAD HILL / 18. OLDFIELD Normal	-	-	-	-	-	-	-
Absentee	-	-	-	-	-	-	-
13. LINCOLN #1 Normal	2304	1271	968	76.16%	302	23.76%	1 0.08%
Absentee	2304	0	0	-	0	-	0
15. NORTH LINN Normal	-	-	-	-	-	-	-
Absentee	-	-	-	-	-	-	-

Paul Brewer
John Wimmer

Statement of Votes Cast
 GENERAL ELECTION - NOVEMBER 6, 2018
 CHRISTIAN COUNTY, MISSOURI
 NOVEMBER ELECTIONS
 OFFICIAL RETURNS

Date: 11/9/2018
 Time: 2:35:04 PM

STATE REP. DIST. 139

	Reg. Voters	Total Votes	JERED TAYLOR (REP)	CORA HANF (DEM)	WRITE IN
17. McCRACKEN					
Normal	-	-	-	-	-
Absentee	-	-	-	-	-
20. POLK					
Normal	-	-	-	-	-
Absentee	-	-	-	-	-
21. UNION CHAPEL #1					
Normal	3006	1662	1219	440	3
Absentee	3006	0	0	0	0
22. ROSEDALE #1A					
Normal	2458	1307	933	372	2
Absentee	2458	0	0	0	0
23. GARDEN GROVE					
Normal	2162	1249	905	343	1
Absentee	2162	0	0	0	0
24. NORTHVIEW #1					
Normal	3625	2122	1558	559	5
Absentee	3625	0	0	0	0
26. SPARTA					
Normal	-	-	-	-	-
Absentee	-	-	-	-	-
27. UNION CHAPEL #2					
Normal	3387	1924	1464	457	3
Absentee	3387	0	0	0	0
28. ROSEDALE #2					
Normal	1972	1245	927	318	0
Absentee	1972	0	0	0	0
29. NORTHVIEW #2					
Normal	2042	1165	830	333	2
Absentee	2042	0	0	0	0
30. ROSEDALE 1B					
Normal	2206	1112	803	306	3
Absentee	2206	0	0	0	0
31. RIVERSIDE #2					
Normal	-	-	-	-	-
Absentee	-	-	-	-	-
32. CASSIDY #2					
Normal	-	-	-	-	-
Absentee	-	-	-	-	-

Carl Green
Jan Murray

Statement of Votes Cast
 GENERAL ELECTION - NOVEMBER 6, 2018
 CHRISTIAN COUNTY, MISSOURI
 NOVEMBER ELECTIONS
 OFFICIAL RETURNS

Date: 11/9/2018
 Time: 2:35:04 PM

STATE REP. DIST. 139

33. LINCOLN #2	Reg. Voters	Total Votes	JERED TAYLOR (REP)		CORA HANF (DEM)		WRITE IN
			Normal	Absentee	Normal	Absentee	
Normal	1040	526	436	82.89%	90	17.11%	0
Absentee	1040	0	0	-	0	-	0
ABSENTEE							
Normal	0	0	0	-	0	-	0
Absentee	0	1329	1009	75.92%	318	23.93%	2
Total							
Normal	27952	15714	11777	74.95%	3914	24.91%	23
Absentee	27952	1329	1009	75.92%	318	23.93%	2
Total							
	27952	17043	12786	75.02%	4232	24.83%	25

Carla Bevilacqua
John Moore

Statement of Votes Cast
 GENERAL ELECTION - NOVEMBER 6, 2018
 CHRISTIAN COUNTY, MISSOURI
 NOVEMBER ELECTIONS
 OFFICIAL RETURNS

Date: 11/9/2018
 Time: 2:35:04 PM

STATE REP. DIST. 140

CIRCUIT JUDGE, CIR. 38 DIV. 1

Jurisdiction Wide	Reg. Voters	Total Votes	LYNN MORRIS (REP)		TONY SMITH (DEM)		ROBERT DEBBAUT (GRN)		WRITE IN	Reg. Voters	Total Votes	LAURA JOHNSON (REP)		WRITE IN		
			(REP)	(DEM)	(GRN)	(REP)	(REP)	(REP)								
1. E BENTON / 3. BRUNER																
Normal	927	526	419	79.66%	96	18.25%	10	1.90%	1	0.19%	927	451	446	98.89%	5	1.11%
Absentee	927	0	0	-	0	-	0	-	0	-	927	0	0	-	0	-
2. WEST BENTON / 14. LINDEN																
Normal	1808	1116	846	75.81%	243	21.77%	24	2.15%	3	0.27%	1808	954	945	99.06%	9	0.94%
Absentee	1808	0	0	-	0	-	0	-	0	-	1808	0	0	-	0	-
4. CHADWICK 16. S. LINN 11. GARRISON 25. SENECA																
Normal	631	364	292	80.22%	65	17.86%	7	1.92%	0	-	631	308	303	98.38%	5	1.62%
Absentee	631	0	0	-	0	-	0	-	0	-	631	0	0	-	0	-
5. RIVERSIDE #1																
Normal	2535	1451	1043	71.88%	365	25.16%	40	2.76%	3	0.21%	2535	1263	1244	98.50%	19	1.50%
Absentee	2535	0	0	-	0	-	0	-	0	-	2535	0	0	-	0	-
6. CASSIDY # 1																
Normal	2578	1347	991	73.57%	312	23.16%	43	3.19%	1	0.07%	2578	1207	1189	98.51%	18	1.49%
Absentee	2578	0	0	-	0	-	0	-	0	-	2578	0	0	-	0	-
7. WEST FINLEY																
Normal	3194	1658	1207	72.80%	407	24.55%	43	2.59%	1	0.06%	3194	1492	1470	98.53%	22	1.47%
Absentee	3194	0	0	-	0	-	0	-	0	-	3194	0	0	-	0	-
8. EAST FINLEY																
Normal	4545	2431	1747	71.86%	605	24.89%	75	3.09%	4	0.16%	4545	2123	2103	99.06%	20	0.94%
Absentee	4545	0	0	-	0	-	0	-	0	-	4545	0	0	-	0	-
9. NORTH GALLOWAY																
Normal	353	218	160	73.39%	54	24.77%	3	1.38%	1	0.46%	2768	1366	1350	98.83%	16	1.17%
Absentee	353	0	0	-	0	-	0	-	0	-	2768	0	0	-	0	-
10. SOUTH GALLOWAY																
Normal	243	119	85	71.43%	34	28.57%	0	-	0	-	1578	799	790	98.87%	9	1.13%
Absentee	243	0	0	-	0	-	0	-	0	-	1578	0	0	-	0	-
12. LEAD HILL / 18. OLDFIELD																
Normal	490	285	213	74.74%	66	23.16%	6	2.11%	0	-	490	236	233	98.73%	3	1.27%
Absentee	490	0	0	-	0	-	0	-	0	-	490	0	0	-	0	-
13. LINCOLN #1																
Normal	-	-	-	-	-	-	-	-	-	-	2304	1121	1111	99.11%	10	0.89%
Absentee	-	-	-	-	-	-	-	-	-	-	2304	0	0	-	0	-
15. NORTH LINN																
Normal	733	478	338	70.71%	126	26.36%	14	2.93%	0	-	733	412	407	98.79%	5	1.21%
Absentee	733	0	0	-	0	-	0	-	0	-	733	0	0	-	0	-

Paul Bennett
John Ramsey

Statement of Votes Cast
 GENERAL ELECTION - NOVEMBER 6, 2018
 CHRISTIAN COUNTY, MISSOURI
 NOVEMBER ELECTIONS
 OFFICIAL RETURNS

Date: 11/9/2018
 Time: 2:35:04 PM

STATE REP. DIST. 140

CIRCUIT JUDGE, CIR. 38 DIV. 1

	LYNN MORRIS (REP)		TONY SMITH (DEM)		ROBERT DEBBAULT (GRN)		WRITE IN	LAURA JOHNSON (REP)		WRITE IN
	Reg. Voters	Total Votes	Reg. Voters	Total Votes	Reg. Voters	Total Votes		Reg. Voters	Total Votes	
17. McCRACKEN										
Normal	1704	1001	770	76.92%	194	19.38%	34	3.40%	3	0.30%
Absentee	1704	0	0	-	0	-	0	-	0	-
20. POLK										
Normal	-	-	-	-	-	-	-	-	-	-
Absentee	-	-	-	-	-	-	-	-	-	-
21. UNION CHAPEL #1										
Normal	-	-	-	-	-	-	-	-	-	-
Absentee	-	-	-	-	-	-	-	-	-	-
22. ROSEDALE #1A										
Normal	-	-	-	-	-	-	-	-	-	-
Absentee	-	-	-	-	-	-	-	-	-	-
23. GARDEN GROVE										
Normal	-	-	-	-	-	-	-	-	-	-
Absentee	-	-	-	-	-	-	-	-	-	-
24. NORTHVIEW #1										
Normal	-	-	-	-	-	-	-	-	-	-
Absentee	-	-	-	-	-	-	-	-	-	-
26. SPARTA										
Normal	-	-	-	-	-	-	-	-	-	-
Absentee	-	-	-	-	-	-	-	-	-	-
27. UNION CHAPEL #2										
Normal	1755	982	751	76.48%	208	21.18%	20	2.04%	3	0.31%
Absentee	1755	0	0	-	0	-	0	-	0	-
28. ROSEDALE #2										
Normal	-	-	-	-	-	-	-	-	-	-
Absentee	-	-	-	-	-	-	-	-	-	-
29. NORTHVIEW #2										
Normal	-	-	-	-	-	-	-	-	-	-
Absentee	-	-	-	-	-	-	-	-	-	-
30. ROSEDALE 1B										
Normal	-	-	-	-	-	-	-	-	-	-
Absentee	-	-	-	-	-	-	-	-	-	-
31. RIVERSIDE #2										
Normal	-	-	-	-	-	-	-	-	-	-
Absentee	-	-	-	-	-	-	-	-	-	-
32. CASSIDY #2										
Normal	2778	1662	1227	73.83%	381	22.92%	51	3.07%	3	0.18%
Absentee	2778	0	0	-	0	-	0	-	0	-
Normal	3277	1710	1203	70.35%	462	27.02%	45	2.63%	0	-
Absentee	3277	0	0	-	0	-	0	-	0	-

Paula Beckwith
Don Runner

Statement of Votes Cast
 GENERAL ELECTION - NOVEMBER 6, 2018
 CHRISTIAN COUNTY, MISSOURI
 NOVEMBER ELECTIONS
 OFFICIAL RETURNS

Date: 11/9/2018
 Time: 2:35:04 PM

STATE REP. DIST. 140

CIRCUIT JUDGE, CIR. 38 DIV. 1

33. LINCOLN #2	STATE REP. DIST. 140				CIRCUIT JUDGE, CIR. 38 DIV. 1					
	Reg. Voters	Total Votes	LYNN MORRIS (REP)	TONY SMITH (DEM)	ROBERT DEBBAUT (GRN)	WRITE IN	Reg. Voters	Total Votes	LAURA JOHNSON (REP)	WRITE IN
Normal	-	-	-	-	-	-	1514	737	729	8
Absentee	-	-	-	-	-	-	1514	0	0	0
ABSENTEE	0	0	0	0	0	0	0	0	0	0
Normal	0	1410	70.92%	373	26.45%	31	2.20%	0	2380	98.07%
Absentee	0	1000	70.92%	0	0	0	0	0	0	0
Total	0	1410	70.92%	373	26.45%	31	2.20%	0	2380	98.07%
Normal	27551	15348	73.57%	3618	23.57%	415	2.70%	23	0.15%	394
Absentee	27551	1410	70.92%	373	26.45%	31	2.20%	6	0.43%	48
Total	27551	16758	73.35%	3991	23.82%	446	2.66%	29	0.17%	440

Earle Council
John Newcom

Statement of Votes Cast
 GENERAL ELECTION - NOVEMBER 6, 2018
 CHRISTIAN COUNTY, MISSOURI
 NOVEMBER ELECTIONS
 OFFICIAL RETURNS

Date: 11/9/2018
 Time: 2:35:04 PM

ASSOC. CIRCUIT JUDGE, DIV. 3

ASSOC. CIRCUIT JUDGE, DIV. 4

Jurisdiction Wide	Reg. Voters	Total Votes	JESSICA L. KRUSE (REP)		WRITE IN	Reg. Voters	Total Votes	DOUG BACON (REP)		WRITE IN
			Votes	(REP)				Votes	(REP)	
1. E BENTON / 3. BRUNER Normal	927	447	440	98.43%	7	927	452	446	98.67%	6
Absentee	927	0	0	-	0	927	0	0	-	0
2. WEST BENTON / 14. LINDEN Normal	1808	954	945	99.06%	9	1808	955	947	99.16%	8
Absentee	1808	0	0	-	0	1808	0	0	-	0
4. CHADWICK 16. S. LINN 11. GARRISON 25. SENECA Normal	631	310	306	98.71%	4	631	310	307	99.03%	3
Absentee	631	0	0	-	0	631	0	0	-	0
5. RIVERSIDE #1 Normal	2535	1254	1231	98.17%	23	2535	1248	1224	98.08%	24
Absentee	2535	0	0	-	0	2535	0	0	-	0
6. CASSIDY #1 Normal	2578	1201	1188	98.92%	13	2578	1205	1190	98.76%	15
Absentee	2578	0	0	-	0	2578	0	0	-	0
7. WEST FINLEY Normal	3194	1476	1460	98.92%	16	3194	1473	1457	98.91%	16
Absentee	3194	0	0	-	0	3194	0	0	-	0
8. EAST FINLEY Normal	4545	2135	2118	99.20%	17	4545	2128	2110	99.15%	18
Absentee	4545	0	0	-	0	4545	0	0	-	0
9. NORTH GALLOWAY Normal	2768	1354	1340	98.97%	14	2768	1363	1346	98.75%	17
Absentee	2768	0	0	-	0	2768	0	0	-	0
10. SOUTH GALLOWAY Normal	1578	798	793	99.37%	5	1578	796	789	99.12%	7
Absentee	1578	0	0	-	0	1578	0	0	-	0
12. LEAD HILL / 18. OLDFIELD Normal	490	233	230	98.71%	3	490	231	228	98.70%	3
Absentee	490	0	0	-	0	490	0	0	-	0
13. LINCOLN #1 Normal	2304	1127	1117	99.11%	10	2304	1126	1117	99.20%	9
Absentee	2304	0	0	-	0	2304	0	0	-	0
15. NORTH LINN Normal	733	402	396	98.51%	6	733	403	399	99.01%	4
Absentee	733	0	0	-	0	733	0	0	-	0

Earla Beaulieu
Don Wmeyer

[Signature]

Statement of Votes Cast
 GENERAL ELECTION - NOVEMBER 6, 2018
 CHRISTIAN COUNTY, MISSOURI
 NOVEMBER ELECTIONS
 OFFICIAL RETURNS

Date: 11/9/2018
 Time: 2:35:04 PM

ASSOC. CIRCUIT JUDGE, DIV. 3

ASSOC. CIRCUIT JUDGE, DIV. 4

	Reg. Voters		Total Votes		JESSICA L. KRUSE (REP)		WRITE IN		Reg. Voters		Total Votes		DOUG BACON (REP)		WRITE IN	
17. McCRACKEN	Normal	1704	875	866	98.97%	9	1.03%	1704	879	868	98.75%	11	1.25%	1704	0	0
Absentee	1704	0	0	-	-	0	-	1704	0	0	-	0	-	1704	0	0
20. POLK	Normal	2378	1235	1223	99.03%	12	0.97%	2378	1233	1222	99.11%	11	0.89%	2378	0	0
Absentee	2378	0	0	-	-	0	-	2378	0	0	-	0	-	2378	0	0
21. UNION CHAPEL #1	Normal	3006	1420	1396	98.31%	24	1.69%	3006	1429	1405	98.32%	24	1.68%	3006	0	0
Absentee	3006	0	0	-	-	0	-	3006	0	0	-	0	-	3006	0	0
22. ROSEDALE #1A	Normal	2458	1133	1119	98.76%	14	1.24%	2458	1124	1110	98.75%	14	1.25%	2458	0	0
Absentee	2458	0	0	-	-	0	-	2458	0	0	-	0	-	2458	0	0
23. GARDEN GROVE	Normal	2162	1093	1072	98.08%	21	1.92%	2162	1090	1070	98.17%	20	1.83%	2162	0	0
Absentee	2162	0	0	-	-	0	-	2162	0	0	-	0	-	2162	0	0
24. NORTHVIEW #1	Normal	3625	1871	1845	98.61%	26	1.39%	3625	1867	1838	98.45%	29	1.55%	3625	0	0
Absentee	3625	0	0	-	-	0	-	3625	0	0	-	0	-	3625	0	0
26. SPARTA	Normal	1755	864	848	98.15%	16	1.85%	1755	868	854	98.39%	14	1.61%	1755	0	0
Absentee	1755	0	0	-	-	0	-	1755	0	0	-	0	-	1755	0	0
27. UNION CHAPEL #2	Normal	3387	1675	1651	98.57%	24	1.43%	3387	1681	1663	98.93%	18	1.07%	3387	0	0
Absentee	3387	0	0	-	-	0	-	3387	0	0	-	0	-	3387	0	0
28. ROSEDALE #2	Normal	1972	1050	1035	98.57%	15	1.43%	1972	1057	1043	98.68%	14	1.32%	1972	0	0
Absentee	1972	0	0	-	-	0	-	1972	0	0	-	0	-	1972	0	0
29. NORTHVIEW #2	Normal	2042	1013	991	97.83%	22	2.17%	2042	1002	983	98.10%	19	1.90%	2042	0	0
Absentee	2042	0	0	-	-	0	-	2042	0	0	-	0	-	2042	0	0
30. ROSEDALE 1B	Normal	2206	976	956	97.95%	20	2.05%	2206	979	960	98.06%	19	1.94%	2206	0	0
Absentee	2206	0	0	-	-	0	-	2206	0	0	-	0	-	2206	0	0
31. RIVERSIDE #2	Normal	2778	1444	1434	99.31%	10	0.69%	2778	1443	1428	98.96%	15	1.04%	2778	0	0
Absentee	2778	0	0	-	-	0	-	2778	0	0	-	0	-	2778	0	0
32. CASSIDY #2	Normal	3277	1510	1494	98.94%	16	1.06%	3277	1509	1493	98.94%	16	1.06%	3277	0	0
Absentee	3277	0	0	-	-	0	-	3277	0	0	-	0	-	3277	0	0

Paul Beck *Tom Burnett* *ALM*



Statement of Votes Cast
 GENERAL ELECTION - NOVEMBER 6, 2018
 CHRISTIAN COUNTY, MISSOURI
 NOVEMBER ELECTIONS
 OFFICIAL RETURNS

Date: 1/19/2018
 Time: 2:35:04 PM

ASSOC. CIRCUIT JUDGE, DIV. 3

ASSOC. CIRCUIT JUDGE, DIV. 4

33. LINCOLN #2	ASSOC. CIRCUIT JUDGE, DIV. 3				ASSOC. CIRCUIT JUDGE, DIV. 4							
	Reg. Voters	Total Votes	JESSICA L. KRUSE (REP)	WRITE IN	Reg. Voters	Total Votes	DOUG BACON (REP)	WRITE IN				
Normal	1514	734	729	98.32%	5	0.68%	1514	727	721	99.17%	6	0.83%
ABSENTEE	1514	0	0	-	0	-	1514	0	0	-	0	-
Normal	0	0	0	-	0	-	0	0	0	-	0	-
ABSENTEE	0	2389	2347	98.24%	42	1.76%	0	2383	2350	98.62%	33	1.38%
Total	58355	28584	28223	98.74%	361	1.26%	58355	28578	28218	98.74%	360	1.26%
Normal	58355	2389	2347	98.24%	42	1.76%	58355	2383	2350	98.62%	33	1.38%
ABSENTEE	58355	30973	30570	98.70%	403	1.30%	58355	30961	30568	98.73%	393	1.27%


 Earl Cecil Hays

 Jim Wines

Statement of Votes Cast
 GENERAL ELECTION - NOVEMBER 6, 2018
 CHRISTIAN COUNTY, MISSOURI
 NOVEMBER ELECTIONS
 OFFICIAL RETURNS

Date: 11/9/2018
 Time: 2:35:04 PM

PRESIDING COMMISSIONER

COUNTY CLERK

Jurisdiction Wide	Reg. Voters	Total Votes	RALPH PHILLIPS (REP)		BOB RUBINO (DEM)		WRITE IN	Reg. Voters	Total Votes	KAY BROWN (REP)		WRITE IN
			(REP)	%	(DEM)	%				(REP)	%	
1. E BENTON / 3. BRUNER												
Normal	927	518	432	83.40%	85	16.41%	1	927	444	438	98.65%	6
Absentee	927	0	0	-	0	-	0	927	0	0	-	0
2. WEST BENTON / 14. LINDEN												
Normal	1808	1093	866	79.23%	226	20.68%	1	1808	953	947	99.37%	6
Absentee	1808	0	0	-	0	-	0	1808	0	0	-	0
4. CHADWICK 16. S. LINN 11. GARRISON 25. SENECA												
Normal	631	361	299	82.83%	61	16.90%	1	631	319	314	98.43%	5
Absentee	631	0	0	-	0	-	0	631	0	0	-	0
5. RIVERSIDE #1												
Normal	2535	1439	1073	74.57%	363	25.23%	3	2535	1264	1247	98.66%	17
Absentee	2535	0	0	-	0	-	0	2535	0	0	-	0
6. CASSIDY #1												
Normal	2578	1345	1011	75.17%	331	24.61%	3	2578	1206	1189	98.59%	17
Absentee	2578	0	0	-	0	-	0	2578	0	0	-	0
7. WEST FINLEY												
Normal	3194	1650	1238	75.03%	408	24.73%	4	3194	1468	1455	99.11%	13
Absentee	3194	0	0	-	0	-	0	3194	0	0	-	0
8. EAST FINLEY												
Normal	4545	2414	1858	76.97%	556	23.03%	0	4545	2138	2116	98.97%	22
Absentee	4545	0	0	-	0	-	0	4545	0	0	-	0
9. NORTH GALLOWAY												
Normal	2768	1559	1246	79.92%	310	19.89%	3	2768	1352	1346	99.56%	6
Absentee	2768	0	0	-	0	-	0	2768	0	0	-	0
10. SOUTH GALLOWAY												
Normal	1578	900	734	81.56%	166	18.44%	0	1578	800	797	99.62%	3
Absentee	1578	0	0	-	0	-	0	1578	0	0	-	0
12. LEAD HILL / 18. OLDFIELD												
Normal	490	278	223	80.22%	55	19.78%	0	490	232	228	98.28%	4
Absentee	490	0	0	-	0	-	0	490	0	0	-	0
13. LINCOLN #1												
Normal	2304	1264	961	76.03%	301	23.81%	2	2304	1125	1117	99.29%	8
Absentee	2304	0	0	-	0	-	0	2304	0	0	-	0
15. NORTH LINN												
Normal	733	474	380	80.17%	94	19.83%	0	733	403	402	99.75%	1
Absentee	733	0	0	-	0	-	0	733	0	0	-	0

Spina Ruessler
Earla Baird
AKR

Statement of Votes Cast
 GENERAL ELECTION - NOVEMBER 6, 2018
 CHRISTIAN COUNTY, MISSOURI
 NOVEMBER ELECTIONS
 OFFICIAL RETURNS

Date: 11/9/2018
 Time: 2:35:04 PM

PRESIDING COMMISSIONER

COUNTY CLERK

	Reg. Voters	Total Votes	RALPH PHILLIPS (REP)		BOB RUBINO (DEM)		WRITE IN	Reg. Voters	Total Votes	KAY BROWN (REP)		WRITE IN	
			PHILLIPS (REP)	PHILLIPS (REP)	RUBINO (DEM)	RUBINO (DEM)				BROWN (REP)	BROWN (REP)		
17. McCRACKEN													
Normal	1704	1004	832	82.87%	170	16.93%	2	1704	881	873	99.09%	8	0.91%
Absentee	1704	0	0	-	0	-	0	1704	0	0	-	0	-
20. POLK													
Normal	2378	1384	1095	79.12%	288	20.66%	3	2378	1228	1216	99.02%	12	0.98%
Absentee	2378	0	0	-	0	-	0	2378	0	0	-	0	-
21. UNION CHAPEL #1													
Normal	3006	1647	1179	71.58%	466	28.29%	2	3006	1426	1410	98.88%	16	1.12%
Absentee	3006	0	0	-	0	-	0	3006	0	0	-	0	-
22. ROSEDALE #1A													
Normal	2458	1291	907	70.26%	383	29.67%	1	2458	1143	1129	98.78%	14	1.22%
Absentee	2458	0	0	-	0	-	0	2458	0	0	-	0	-
23. GARDEN GROVE													
Normal	2162	1240	891	71.85%	349	28.15%	0	2162	1085	1066	98.25%	19	1.75%
Absentee	2162	0	0	-	0	-	0	2162	0	0	-	0	-
24. NORTHVIEW #1													
Normal	3625	2110	1519	71.99%	588	27.87%	3	3625	1868	1845	98.77%	23	1.23%
Absentee	3625	0	0	-	0	-	0	3625	0	0	-	0	-
26. SPARTA													
Normal	1755	984	793	80.59%	188	19.11%	3	1755	872	861	98.74%	11	1.26%
Absentee	1755	0	0	-	0	-	0	1755	0	0	-	0	-
27. UNION CHAPEL #2													
Normal	3387	1917	1401	73.08%	513	26.76%	3	3387	1665	1645	98.80%	20	1.20%
Absentee	3387	0	0	-	0	-	0	3387	0	0	-	0	-
28. ROSEDALE #2													
Normal	1972	1240	906	73.06%	329	26.53%	5	1972	1045	1037	99.23%	8	0.77%
Absentee	1972	0	0	-	0	-	0	1972	0	0	-	0	-
29. NORTHVIEW #2													
Normal	2042	1153	804	69.73%	347	30.10%	2	2042	1003	986	98.31%	17	1.69%
Absentee	2042	0	0	-	0	-	0	2042	0	0	-	0	-
30. ROSEDALE 1B													
Normal	2206	1110	784	70.63%	325	29.28%	1	2206	980	963	98.27%	17	1.73%
Absentee	2206	0	0	-	0	-	0	2206	0	0	-	0	-
31. RIVERSIDE #2													
Normal	2778	1637	1274	77.83%	361	22.05%	2	2778	1441	1430	99.24%	11	0.76%
Absentee	2778	0	0	-	0	-	0	2778	0	0	-	0	-
32. CASSIDY #2													
Normal	3277	1688	1247	73.87%	439	26.01%	2	3277	1508	1494	99.07%	14	0.93%
Absentee	3277	0	0	-	0	-	0	3277	0	0	-	0	-

Paula Powell

Don Rumer

Statement of Votes Cast
 GENERAL ELECTION - NOVEMBER 6, 2018
 CHRISTIAN COUNTY, MISSOURI
 NOVEMBER ELECTIONS
 OFFICIAL RETURNS

Date: 11/9/2018
 Time: 2:35:04 PM

PRESIDING COMMISSIONER

COUNTY CLERK

	PRESIDING COMMISSIONER		COUNTY CLERK	
	Reg. Voters	Total Votes	Reg. Voters	Total Votes
33. LINCOLN #2				
Normal	1514	806	1514	732
Absentee	1514	0	1514	0
Absentee Normal	0	0	0	0
Absentee Total	0	2819	0	2439
Normal	58355	32506	58355	28581
Absentee	58355	2819	58355	2439
Total	58355	35325	58355	31020

	RALPH PHILLIPS (REP)		BOB RUBINO (DEM)		WRITE IN	
	Votes	%	Votes	%	Votes	%
Normal	654	81.14%	148	18.36%	4	0.50%
Absentee	0	-	0	-	0	-
Absentee Normal	0	-	0	-	0	-
Absentee Total	0	0	0	0	5	0.18%
Normal	24607	75.70%	7848	24.14%	51	0.16%
Absentee	2082	73.86%	732	25.97%	5	0.18%
Total	26689	75.55%	8580	24.29%	56	0.16%

	KAY BROWN (REP)		WRITE IN	
	Votes	%	Votes	%
Normal	727	98.32%	5	0.68%
Absentee	0	-	0	-
Absentee Normal	0	-	0	-
Absentee Total	0	0	0	0
Normal	28278	98.94%	303	1.06%
Absentee	2407	98.69%	32	1.31%
Total	30685	98.92%	335	1.08%

Paula Bernick

John Danner

[Signature]

Statement of Votes Cast
 GENERAL ELECTION - NOVEMBER 6, 2018
 CHRISTIAN COUNTY, MISSOURI
 NOVEMBER ELECTIONS
 OFFICIAL RETURNS

Date: 11/9/2018
 Time: 2:35:04 PM

CIRCUIT CLERK

RECORDER OF DEEDS

Jurisdiction Wide	Reg. Voters	Total Votes	BARBIE BARNETT-STILLINGS		WRITE IN	Reg. Voters	Total Votes	KELLY BLUNT HALL (REP)		WRITE IN
			Barbie Barnett-Stillings	Percentage				Kelly Blunt Hall (Rep)	Percentage	
1. E BENTON / 3. BRUNER	927	442	437	98.87%	5	927	442	437	98.87%	5
Normal	927	0	0	-	0	927	0	0	-	0
Absentee										
2. WEST BENTON / 14. LINDEN	1808	939	933	99.36%	6	1808	935	929	99.36%	6
Normal	1808	0	0	-	0	1808	0	0	-	0
Absentee										
4. CHADWICK 16. S. LINN 11. GARRISON 25. SENECA	631	313	309	98.72%	4	631	312	306	98.08%	8
Normal	631	0	0	-	0	631	0	0	-	0
Absentee										
5. RIVERSIDE #1	2535	1243	1222	98.31%	21	2535	1239	1225	98.87%	14
Normal	2535	0	0	-	0	2535	0	0	-	0
Absentee										
6. CASSIDY #1	2578	1195	1177	98.49%	18	2578	1201	1186	98.75%	15
Normal	2578	0	0	-	0	2578	0	0	-	0
Absentee										
7. WEST FINLEY	3194	1469	1457	99.18%	12	3194	1464	1452	99.16%	12
Normal	3194	0	0	-	0	3194	0	0	-	0
Absentee										
8. EAST FINLEY	4545	2111	2091	99.05%	20	4545	2102	2081	99.00%	21
Normal	4545	0	0	-	0	4545	0	0	-	0
Absentee										
9. NORTH GALLOWAY	2768	1362	1350	99.12%	12	2768	1347	1338	99.33%	9
Normal	2768	0	0	-	0	2768	0	0	-	0
Absentee										
10. SOUTH GALLOWAY	1578	799	796	99.62%	3	1578	801	797	99.50%	4
Normal	1578	0	0	-	0	1578	0	0	-	0
Absentee										
12. LEAD HILL / 18. OLDFIELD	490	230	227	98.70%	3	490	230	227	98.70%	3
Normal	490	0	0	-	0	490	0	0	-	0
Absentee										
13. LINCOLN #1	2304	1121	1114	99.38%	7	2304	1112	1106	99.46%	6
Normal	2304	0	0	-	0	2304	0	0	-	0
Absentee										
15. NORTH LINN	733	401	399	99.50%	2	733	401	400	99.75%	1
Normal	733	0	0	-	0	733	0	0	-	0
Absentee										

Paula Cassel
John Dumas

Statement of Votes Cast
 GENERAL ELECTION - NOVEMBER 6, 2018
 CHRISTIAN COUNTY, MISSOURI
 NOVEMBER ELECTIONS
 OFFICIAL RETURNS

Date: 11/9/2018
 Time: 2:35:04 PM

CIRCUIT CLERK

RECORDER OF DEEDS

	Reg. Voters	Total Votes	BARBIE BARNETT-STILLINGS		WRITE IN	Reg. Voters	Total Votes	KELLY BLUNT HALL (REP)		WRITE IN
			STILLINGS	STILLINGS				HALL (REP)	HALL (REP)	
17. MCCracken	1704	872	865	99.20%	7	1704	873	863	98.85%	10
Normal	1704	0	0	-	0	1704	0	0	-	0
20. POLK	2378	1230	1218	99.02%	12	2378	1228	1218	99.35%	8
Normal	2378	0	0	-	0	2378	0	0	-	0
21. UNION CHAPEL #1	3006	1412	1395	98.80%	17	3006	1397	1380	98.78%	17
Normal	3006	0	0	-	0	3006	0	0	-	0
22. ROSEDALE #1A	2458	1136	1121	98.68%	15	2458	1125	1115	99.11%	10
Normal	2458	0	0	-	0	2458	0	0	-	0
23. GARDEN GROVE	2162	1083	1067	98.52%	16	2162	1070	1052	98.32%	18
Normal	2162	0	0	-	0	2162	0	0	-	0
24. NORTHVIEW #1	3625	1851	1828	98.75%	23	3625	1845	1822	98.75%	23
Normal	3625	0	0	-	0	3625	0	0	-	0
26. SPARTA	1755	867	857	98.85%	10	1755	866	854	98.61%	12
Normal	1755	0	0	-	0	1755	0	0	-	0
27. UNION CHAPEL #2	3387	1670	1648	98.68%	22	3387	1638	1617	98.72%	21
Normal	3387	0	0	-	0	3387	0	0	-	0
28. ROSEDALE #2	1972	1042	1026	98.46%	16	1972	1034	1022	98.84%	12
Normal	1972	0	0	-	0	1972	0	0	-	0
29. NORTHVIEW #2	2042	1005	988	98.31%	17	2042	993	979	98.59%	14
Normal	2042	0	0	-	0	2042	0	0	-	0
30. ROSEDALE 1B	2206	983	964	98.07%	19	2206	973	955	98.15%	18
Normal	2206	0	0	-	0	2206	0	0	-	0
31. RIVERSIDE #2	2778	1419	1410	99.37%	9	2778	1416	1406	99.29%	10
Normal	2778	0	0	-	0	2778	0	0	-	0
32. CASSIDY #2	3277	1491	1479	99.20%	12	3277	1482	1469	99.12%	13
Normal	3277	0	0	-	0	3277	0	0	-	0
Absentee	3277	0	0	-	0	3277	0	0	-	0

Barbie Barnett-Stillings
Travis Linn

Statement of Votes Cast
 GENERAL ELECTION - NOVEMBER 6, 2018
 CHRISTIAN COUNTY, MISSOURI
 NOVEMBER ELECTIONS
 OFFICIAL RETURNS

Date: 11/9/2018
 Time: 2:35:04 PM

CIRCUIT CLERK

RECORDER OF DEEDS

33. LINCOLN #2	Reg. Voters		Total Votes		BARBIE BARNETT-STILLINGS		WRITE IN		Reg. Voters		Total Votes		KELLY BLUNT HALL (REP)		WRITE IN	
Normal	1514		731		727	98.45%	4	0.55%	1514		721		716	99.31%	5	0.69%
Absentee	1514		0		0	-	0	-	1514		0		0	-	0	-
ABSENTEE																
Normal	0		0		0	-	0	-	0		0		0	-	0	-
Absentee	0		2367		2329	98.39%	38	1.61%	0		2360		2323	98.43%	37	1.57%
Total	58355		28417		28105	98.90%	312	1.10%	58355		28245		27952	98.96%	293	1.04%
Normal	58355		2367		2329	98.39%	38	1.61%	58355		2360		2323	98.43%	37	1.57%
Absentee																
Total	58355		30784		30434	98.86%	350	1.14%	58355		30605		30275	98.92%	330	1.08%

Carol Cecil
John Linn

Statement of Votes Cast
 GENERAL ELECTION - NOVEMBER 6, 2018
 CHRISTIAN COUNTY, MISSOURI
 NOVEMBER ELECTIONS
 OFFICIAL RETURNS

Date: 11/9/2018
 Time: 2:35:04 PM

Jurisdiction Wide	COLLECTOR OF REVENUE				PROSECUTING ATTORNEY			
	Reg. Voters	Total Votes	TED NICHOLS (REP)	WRITE IN	Reg. Voters	Total Votes	AMY J. FITE (REP)	WRITE IN
1. E BENTON / 3. BRUNER								
Normal	927	448	443	5	927	438	432	6
Absentee	927	0	0	0	927	0	0	0
2. WEST BENTON / 14. LINDEN								
Normal	1808	955	948	7	1808	928	920	8
Absentee	1808	0	0	0	1808	0	0	0
4. CHADWICK 16. S. LINN 11. GARRISON 25. SENECA								
Normal	631	319	313	6	631	309	303	6
Absentee	631	0	0	0	631	0	0	0
5. RIVERSIDE #1								
Normal	2535	1250	1234	16	2535	1238	1218	20
Absentee	2535	0	0	0	2535	0	0	0
6. CASSIDY # 1								
Normal	2578	1209	1195	14	2578	1196	1174	22
Absentee	2578	0	0	0	2578	0	0	0
7. WEST FINLEY								
Normal	3194	1476	1464	12	3194	1443	1427	16
Absentee	3194	0	0	0	3194	0	0	0
8. EAST FINLEY								
Normal	4545	2111	2095	16	4545	2085	2062	23
Absentee	4545	0	0	0	4545	0	0	0
9. NORTH GALLOWAY								
Normal	2768	1363	1354	9	2768	1329	1315	14
Absentee	2768	0	0	0	2768	0	0	0
10. SOUTH GALLOWAY								
Normal	1578	802	797	5	1578	791	785	6
Absentee	1578	0	0	0	1578	0	0	0
12. LEAD HILL / 18. OLDFIELD								
Normal	490	233	230	3	490	227	223	4
Absentee	490	0	0	0	490	0	0	0
13. LINCOLN #1								
Normal	2304	1128	1119	9	2304	1102	1090	12
Absentee	2304	0	0	0	2304	0	0	0
15. NORTH LINN								
Normal	733	402	397	5	733	391	386	5
Absentee	733	0	0	0	733	0	0	0

Paul Baird
Chris Ramsey

[Signature]

Statement of Votes Cast
 GENERAL ELECTION - NOVEMBER 6, 2018
 CHRISTIAN COUNTY, MISSOURI
 NOVEMBER ELECTIONS
 OFFICIAL RETURNS

Date: 11/9/2018
 Time: 2:35:04 PM

COLLECTOR OF REVENUE

PROSECUTING ATTORNEY

	Reg. Voters		Total Votes		TED NICHOLS (REP)		WRITE IN		Reg. Voters		Total Votes		AMY J. FITTE (REP)		WRITE IN		
17. McCRACKEN	Normal	1704	885	876	98.98%	9	1.02%	1704	861	853	99.07%	8	0.93%	1704	861	0	-
Absentee	1704	0	0	-	-	0	-	1704	0	0	-	0	-	1704	0	0	-
20. POLK	Normal	2378	1256	1249	99.44%	7	0.56%	2378	1216	1203	98.93%	13	1.07%	2378	1216	0	-
Absentee	2378	0	0	-	-	0	-	2378	0	0	-	0	-	2378	0	0	-
21. UNION CHAPEL #1	Normal	3006	1428	1411	98.81%	17	1.19%	3006	1387	1366	98.49%	21	1.51%	3006	1387	0	-
Absentee	3006	0	0	-	-	0	-	3006	0	0	-	0	-	3006	0	0	-
22. ROSEDALE #1A	Normal	2458	1145	1130	98.69%	15	1.31%	2458	1120	1108	98.93%	12	1.07%	2458	1120	0	-
Absentee	2458	0	0	-	-	0	-	2458	0	0	-	0	-	2458	0	0	-
23. GARDEN GROVE	Normal	2162	1094	1076	98.35%	18	1.65%	2162	1074	1053	98.04%	21	1.96%	2162	1074	0	-
Absentee	2162	0	0	-	-	0	-	2162	0	0	-	0	-	2162	0	0	-
24. NORTHVIEW #1	Normal	3625	1852	1829	98.76%	23	1.24%	3625	1832	1807	98.64%	25	1.36%	3625	1832	0	-
Absentee	3625	0	0	-	-	0	-	3625	0	0	-	0	-	3625	0	0	-
26. SPARTA	Normal	1755	874	863	98.74%	11	1.26%	1755	855	843	98.60%	12	1.40%	1755	855	0	-
Absentee	1755	0	0	-	-	0	-	1755	0	0	-	0	-	1755	0	0	-
27. UNION CHAPEL #2	Normal	3387	1674	1649	98.51%	25	1.49%	3387	1644	1621	98.60%	23	1.40%	3387	1644	0	-
Absentee	3387	0	0	-	-	0	-	3387	0	0	-	0	-	3387	0	0	-
28. ROSEDALE #2	Normal	1972	1047	1036	98.95%	11	1.05%	1972	1036	1025	98.94%	11	1.06%	1972	1036	0	-
Absentee	1972	0	0	-	-	0	-	1972	0	0	-	0	-	1972	0	0	-
29. NORTHVIEW #2	Normal	2042	1010	998	98.81%	12	1.19%	2042	1003	983	98.01%	20	1.99%	2042	1003	0	-
Absentee	2042	0	0	-	-	0	-	2042	0	0	-	0	-	2042	0	0	-
30. ROSEDALE 1B	Normal	2206	988	968	97.98%	20	2.02%	2206	967	944	97.62%	23	2.38%	2206	967	0	-
Absentee	2206	0	0	-	-	0	-	2206	0	0	-	0	-	2206	0	0	-
31. RIVERSIDE #2	Normal	2778	1437	1426	99.23%	11	0.77%	2778	1416	1399	98.80%	17	1.20%	2778	1416	0	-
Absentee	2778	0	0	-	-	0	-	2778	0	0	-	0	-	2778	0	0	-
32. CASSIDY #2	Normal	3277	1518	1500	98.81%	18	1.19%	3277	1486	1471	98.99%	15	1.01%	3277	1486	0	-
Absentee	3277	0	0	-	-	0	-	3277	0	0	-	0	-	3277	0	0	-

Paul Smith
For Mayor

[Signature]

[Signature]

Statement of Votes Cast
 GENERAL ELECTION - NOVEMBER 6, 2018
 CHRISTIAN COUNTY, MISSOURI
 NOVEMBER ELECTIONS
 OFFICIAL RETURNS

Date: 11/9/2018
 Time: 2:35:04 PM

COLLECTOR OF REVENUE

PROSECUTING ATTORNEY

33. LINCOLN #2	Reg. Voters		TED NICHOLS		WRITE IN		Reg. Voters		AMY J. FITTE		WRITE IN	
	Total	(REP)	Total	(REP)	Total	(REP)	Total	(REP)	Total	(REP)	Total	(REP)
Normal	1514	735	731	99.46%	4	0.54%	1514	718	713	99.30%	5	0.70%
Absentee	1514	0	0	-	0	-	1514	0	0	-	0	-
ABSENTEE												
Normal	0	0	0	-	0	-	0	0	0	-	0	-
Absentee	0	2395	2366	98.79%	29	1.21%	0	2341	2308	98.59%	33	1.41%
Total	58355	28639	28331	98.92%	308	1.08%	58355	28092	27724	98.69%	368	1.31%
Normal	58355	2395	2366	98.79%	29	1.21%	58355	2341	2308	98.59%	33	1.41%
Absentee	58355	31034	30697	98.91%	337	1.09%	58355	30433	30032	98.68%	401	1.32%
Total												

Paula Greik
Tracy Lunsay

Statement of Votes Cast
 GENERAL ELECTION - NOVEMBER 6, 2018
 CHRISTIAN COUNTY, MISSOURI
 NOVEMBER ELECTIONS
 OFFICIAL RETURNS

Date: 11/9/2018
 Time: 2:35:04 PM

COUNTY AUDITOR

JUDGE W. BRENT POWELL SUPREME COURT

Jurisdiction Wide	Reg. Voters	Total Votes	AMY DENT (REP)		WRITE IN	Reg. Voters	Total Votes	YES		NO	
			AMOUNT	PERCENT				AMOUNT	PERCENT		
1. E BENTON / 3. BRUNER Normal	927	439	434	98.86%	5	927	461	366	79.39%	95	20.61%
Absentee	927	0	0	-	0	927	0	0	-	0	-
2. WEST BENTON / 14. LINDEN Normal	1808	925	919	99.35%	6	1808	990	835	84.34%	155	15.66%
Absentee	1808	0	0	-	0	1808	0	0	-	0	-
4. CHADWICK 16. S. LINN 11. GARRISON 25. SENECA Normal	631	307	303	98.70%	4	631	326	276	84.66%	50	15.34%
Absentee	631	0	0	-	0	631	0	0	-	0	-
5. RIVERSIDE #1 Normal	2535	1239	1224	98.79%	15	2535	1280	1035	80.86%	245	19.14%
Absentee	2535	0	0	-	0	2535	0	0	-	0	-
6. CASSIDY # 1 Normal	2578	1195	1183	99.00%	12	2578	1233	1033	83.78%	200	16.22%
Absentee	2578	0	0	-	0	2578	0	0	-	0	-
7. WEST FINLEY Normal	3194	1457	1446	99.25%	11	3194	1497	1224	81.76%	273	18.24%
Absentee	3194	0	0	-	0	3194	0	0	-	0	-
8. EAST FINLEY Normal	4545	2089	2071	99.14%	18	4545	2127	1768	83.12%	359	16.89%
Absentee	4545	0	0	-	0	4545	0	0	-	0	-
9. NORTH GALLOWAY Normal	2768	1353	1348	99.63%	5	2768	1384	1134	81.94%	250	18.06%
Absentee	2768	0	0	-	0	2768	0	0	-	0	-
10. SOUTH GALLOWAY Normal	1578	797	794	99.62%	3	1578	801	684	85.39%	117	14.61%
Absentee	1578	0	0	-	0	1578	0	0	-	0	-
12. LEAD HILL / 18. OLDFIELD Normal	490	228	225	98.68%	3	490	240	196	81.67%	44	18.33%
Absentee	490	0	0	-	0	490	0	0	-	0	-
13. LINCOLN #1 Normal	2304	1103	1098	99.55%	5	2304	1157	977	84.44%	180	15.56%
Absentee	2304	0	0	-	0	2304	0	0	-	0	-
15. NORTH LINN Normal	733	398	397	99.75%	1	733	418	339	81.10%	79	18.90%
Absentee	733	0	0	-	0	733	0	0	-	0	-

Earl Brent Powell
Eric Runner

[Signature]
[Signature]

Statement of Votes Cast
 GENERAL ELECTION - NOVEMBER 6, 2018
 CHRISTIAN COUNTY, MISSOURI
 NOVEMBER ELECTIONS
 OFFICIAL RETURNS

Date: 11/9/2018
 Time: 2:35:04 PM

COUNTY AUDITOR
 JUDGE W. BRENT POWELL SUPREME COURT

	Reg. Voters	Total Votes	AMY DENT (REP)	WRITE IN	Reg. Voters	Total Votes	YES	NO
17. MCCracken	1704	868	862	6	1704	908	741	167
Normal	1704	868	862	6	1704	908	741	167
Absentee	1704	0	0	0	1704	0	0	0
20. POLK	2378	1218	1213	5	2378	1276	1048	228
Normal	2378	1218	1213	5	2378	1276	1048	228
Absentee	2378	0	0	0	2378	0	0	0
21. UNION CHAPEL #1	3006	1396	1379	17	3006	1466	1242	224
Normal	3006	1396	1379	17	3006	1466	1242	224
Absentee	3006	0	0	0	3006	0	0	0
22. ROSEDALE #1A	2458	1134	1121	13	2458	1174	984	190
Normal	2458	1134	1121	13	2458	1174	984	190
Absentee	2458	0	0	0	2458	0	0	0
23. GARDEN GROVE	2162	1078	1065	13	2162	1116	916	200
Normal	2162	1078	1065	13	2162	1116	916	200
Absentee	2162	0	0	0	2162	0	0	0
24. NORTHVIEW #1	3625	1829	1806	23	3625	1897	1579	318
Normal	3625	1829	1806	23	3625	1897	1579	318
Absentee	3625	0	0	0	3625	0	0	0
26. SPARTA	1755	865	856	9	1755	894	711	183
Normal	1755	865	856	9	1755	894	711	183
Absentee	1755	0	0	0	1755	0	0	0
27. UNION CHAPEL #2	3387	1638	1616	22	3387	1701	1416	285
Normal	3387	1638	1616	22	3387	1701	1416	285
Absentee	3387	0	0	0	3387	0	0	0
28. ROSEDALE #2	1972	1033	1021	12	1972	1064	887	177
Normal	1972	1033	1021	12	1972	1064	887	177
Absentee	1972	0	0	0	1972	0	0	0
29. NORTHVIEW #2	2042	1001	988	13	2042	1021	844	177
Normal	2042	1001	988	13	2042	1021	844	177
Absentee	2042	0	0	0	2042	0	0	0
30. ROSEDALE 1B	2206	972	955	17	2206	992	823	169
Normal	2206	972	955	17	2206	992	823	169
Absentee	2206	0	0	0	2206	0	0	0
31. RIVERSIDE #2	2778	1415	1403	12	2778	1476	1250	226
Normal	2778	1415	1403	12	2778	1476	1250	226
Absentee	2778	0	0	0	2778	0	0	0
32. CASSIDY #2	3277	1487	1473	14	3277	1528	1291	237
Normal	3277	1487	1473	14	3277	1528	1291	237
Absentee	3277	0	0	0	3277	0	0	0

Paula Blank
For County Clerk
W. Powell

Statement of Votes Cast
 GENERAL ELECTION - NOVEMBER 6, 2018
 CHRISTIAN COUNTY, MISSOURI
 NOVEMBER ELECTIONS
 OFFICIAL RETURNS

Date: 11/9/2018
 Time: 2:35:04 PM

COUNTY AUDITOR

JUDGE W. BRENT POWELL SUPREME COURT

33. LINCOLN #2	Reg. Voters		Total Votes		AMY DENT (REP)		WRITE IN		Reg. Voters		Total Votes		YES		NO	
	Normal	Absentee	Normal	Absentee	Normal	Absentee	Normal	Absentee	Normal	Absentee	Normal	Absentee	Normal	Absentee	Normal	Absentee
Normal	1514	724	1514	724	719	0	5	0.69%	1514	737	623	84.53%	114	15.47%		
Absentee	1514	0	1514	0	0	0	0	-	1514	0	0	-	0	-		
ABSENTEE	0	0	0	0	0	0	0	-	0	0	0	-	0	-		
Normal	0	2360	0	2328	2328	0	32	1.36%	0	2475	2070	83.64%	405	16.36%		
Absentee	0	0	0	0	0	0	0	-	0	0	0	-	0	-		
Total	58355	28188	58355	27919	27919	0	269	0.95%	58355	29164	24222	83.05%	4942	16.95%		
Normal	58355	2360	58355	2328	2328	0	32	1.36%	58355	2475	2070	83.64%	405	16.36%		
Absentee	58355	30548	58355	30247	30247	0	301	0.99%	58355	31639	26292	83.10%	5347	16.90%		
Total																

Carl Beck
Stan Moore

[Signature]

Statement of Votes Cast
 GENERAL ELECTION - NOVEMBER 6, 2018
 CHRISTIAN COUNTY, MISSOURI
 NOVEMBER ELECTIONS
 OFFICIAL RETURNS

Date: 11/9/2018
 Time: 2:35:04 PM

Jurisdiction Wide	JUDGE MARY RHODES RUSSELL SUPREME COURT				JUDGE JEFFREY BATES APPEALS COURT SOUTHERN DIST			
	Reg. Voters	Total Votes	YES	NO	Reg. Voters	Total Votes	YES	NO
1. E BENTON / 3. BRUNER Normal	927	458	338	73.80%	927	458	345	75.33%
Absentee	927	0	0	-	927	0	0	-
2. WEST BENTON / 14. LINDEN Normal	1808	981	762	77.88%	1808	979	772	78.86%
Absentee	1808	0	0	-	1808	0	0	-
4. CHADWICK 16. S. LINN 11. GARRISON 25. SENECA Normal	631	323	253	78.33%	631	323	261	80.80%
Absentee	631	0	0	-	631	0	0	-
5. RIVERSIDE #1 Normal	2535	1272	989	77.75%	2535	1268	981	77.37%
Absentee	2535	0	0	-	2535	0	0	-
6. CASSIDY # 1 Normal	2578	1221	956	78.30%	2578	1215	946	77.86%
Absentee	2578	0	0	-	2578	0	0	-
7. WEST FINLEY Normal	3194	1483	1123	75.72%	3194	1484	1138	76.68%
Absentee	3194	0	0	-	3194	0	0	-
8. EAST FINLEY Normal	4545	2108	1660	78.75%	4545	2103	1665	79.17%
Absentee	4545	0	0	-	4545	0	0	-
9. NORTH GALLOWAY Normal	2768	1376	1046	76.02%	2768	1366	1058	77.45%
Absentee	2768	0	0	-	2768	0	0	-
10. SOUTH GALLOWAY Normal	1578	797	621	77.92%	1578	790	622	78.73%
Absentee	1578	0	0	-	1578	0	0	-
12. LEAD HILL / 18. OLDFIELD Normal	490	235	173	73.62%	490	233	172	73.82%
Absentee	490	0	0	-	490	0	0	-
13. LINCOLN #1 Normal	2304	1149	918	79.90%	2304	1149	918	79.90%
Absentee	2304	0	0	-	2304	0	0	-
15. NORTH LINN Normal	733	417	318	76.26%	733	411	307	74.70%
Absentee	733	0	0	-	733	0	0	-

Paula Bevil
Paula Bevil

Statement of Votes Cast
 GENERAL ELECTION - NOVEMBER 6, 2018
 CHRISTIAN COUNTY, MISSOURI
 NOVEMBER ELECTIONS
 OFFICIAL RETURNS

Date: 11/9/2018
 Time: 2:35:04 PM

	JUDGE MARY RHODES RUSSELL SUPREME COURT			JUDGE JEFFREY BATES APPEALS COURT SOUTHERN DIST		
	Reg. Voters	Total Votes	%	Reg. Voters	Total Votes	%
17. McCracken	1704	907	53.2%	1704	907	53.2%
Normal	1704	907	53.2%	1704	907	53.2%
Absentee	0	0	0%	0	0	0%
20. Polk	2378	1271	53.5%	2378	1288	54.2%
Normal	2378	1271	53.5%	2378	1288	54.2%
Absentee	0	0	0%	0	0	0%
21. Union Chapel #1	3006	1455	48.4%	3006	1452	48.3%
Normal	3006	1455	48.4%	3006	1452	48.3%
Absentee	0	0	0%	0	0	0%
22. Rosedale #1A	2458	1176	47.8%	2458	1170	47.6%
Normal	2458	1176	47.8%	2458	1170	47.6%
Absentee	0	0	0%	0	0	0%
23. Garden Grove	2162	1114	51.5%	2162	1110	51.3%
Normal	2162	1114	51.5%	2162	1110	51.3%
Absentee	0	0	0%	0	0	0%
24. Northview #1	3625	1889	52.1%	3625	1884	52.0%
Normal	3625	1889	52.1%	3625	1884	52.0%
Absentee	0	0	0%	0	0	0%
26. Sparta	1755	882	50.3%	1755	879	50.1%
Normal	1755	882	50.3%	1755	879	50.1%
Absentee	0	0	0%	0	0	0%
27. Union Chapel #2	3387	1699	50.2%	3387	1692	50.0%
Normal	3387	1699	50.2%	3387	1692	50.0%
Absentee	0	0	0%	0	0	0%
28. Rosedale #2	1972	1060	53.8%	1972	1057	53.6%
Normal	1972	1060	53.8%	1972	1057	53.6%
Absentee	0	0	0%	0	0	0%
29. Northview #2	2042	1020	50.0%	2042	1019	50.0%
Normal	2042	1020	50.0%	2042	1019	50.0%
Absentee	0	0	0%	0	0	0%
30. Rosedale 1B	2206	993	45.0%	2206	983	44.5%
Normal	2206	993	45.0%	2206	983	44.5%
Absentee	0	0	0%	0	0	0%
31. Riverside #2	2778	1470	52.9%	2778	1463	52.7%
Normal	2778	1470	52.9%	2778	1463	52.7%
Absentee	0	0	0%	0	0	0%
32. Cassidy #2	3277	1516	46.3%	3277	1517	46.3%
Normal	3277	1516	46.3%	3277	1517	46.3%
Absentee	0	0	0%	0	0	0%

Paul Beaulieu

Don Lambert

[Signature]

Statement of Votes Cast
 GENERAL ELECTION - NOVEMBER 6, 2018
 CHRISTIAN COUNTY, MISSOURI
 NOVEMBER ELECTIONS
 OFFICIAL RETURNS

Date: 11/9/2018
 Time: 2:35:04 PM

JUDGE MARY RHODES RUSSELL SUPREME COURT
 JUDGE JEFFREY BATES APPEALS COURT
 SOUTHERN DIST

	Reg. Voters		Total Votes		YES		NO		Reg. Voters		Total Votes		YES		NO	
33: LINCOLN #2																
Normal	1514	740	593	80.14%	147	19.86%			1514	734	591	80.52%	143	19.48%		
Absentee	1514	0	0	-	0	-			1514	0	0	-	0	-		
ABSENTEE																
Normal	0	0	0	-	0	-			0	0	0	-	0	-		
Absentee	0	2466	1942	78.75%	524	21.25%			0	2452	1952	79.61%	500	20.39%		
Total	58355	29012	22801	78.59%	6211	21.41%			58355	28914	22797	78.84%	6117	21.16%		
Normal	58355	2466	1942	78.75%	524	21.25%			58355	2452	1952	79.61%	500	20.39%		
Absentee	58355	31478	24743	78.60%	6735	21.40%			58355	31366	24749	78.90%	6617	21.10%		
Total																

Paul Beach
For Return



Statement of Votes Cast
 GENERAL ELECTION - NOVEMBER 6, 2018
 CHRISTIAN COUNTY, MISSOURI
 NOVEMBER ELECTIONS
 OFFICIAL RETURNS

Date: 11/9/2018
 Time: 2:35:04 PM

Jurisdiction Wide	MISSOURI AMENDMENT 1				MISSOURI AMENDMENT 2							
	Reg. Voters	Total Votes	YES	NO	Reg. Voters	Total Votes	YES	NO				
1. E BENTON / 3. BRUNER Normal	927	526	272	51.71%	264	48.29%	927	532	272	51.13%	260	48.87%
Absentee	927	0	0	-	0	-	927	0	0	-	0	-
2. WEST BENTON / 14. LINDEN Normal	1808	1107	588	53.12%	519	46.88%	1808	1126	568	50.44%	558	49.56%
Absentee	1808	0	0	-	0	-	1808	0	0	-	0	-
4. CHADWICK 16. S. LINN 11. GARRISON 25. SENECA Normal	631	357	185	51.82%	172	48.18%	631	364	177	48.63%	187	51.37%
Absentee	631	0	0	-	0	-	631	0	0	-	0	-
5. RIVERSIDE #1 Normal	2535	1444	839	58.10%	605	41.90%	2535	1483	819	55.23%	664	44.77%
Absentee	2535	0	0	-	0	-	2535	0	0	-	0	-
6. CASSIDY # 1 Normal	2578	1353	828	61.20%	525	38.80%	2578	1371	821	59.88%	550	40.12%
Absentee	2578	0	0	-	0	-	2578	0	0	-	0	-
7. WEST FINLEY Normal	3194	1667	970	58.19%	697	41.81%	3194	1698	1002	59.01%	696	40.99%
Absentee	3194	0	0	-	0	-	3194	0	0	-	0	-
8. EAST FINLEY Normal	4545	2427	1399	57.64%	1028	42.36%	4545	2460	1457	59.23%	1003	40.77%
Absentee	4545	0	0	-	0	-	4545	0	0	-	0	-
9. NORTH GALLOWAY Normal	2768	1577	880	55.80%	697	44.20%	2768	1590	860	54.09%	730	45.91%
Absentee	2768	0	0	-	0	-	2768	0	0	-	0	-
10. SOUTH GALLOWAY Normal	1578	895	473	52.85%	422	47.15%	1578	913	444	48.63%	469	51.37%
Absentee	1578	0	0	-	0	-	1578	0	0	-	0	-
12. LEAD HILL / 18. OLDFIELD Normal	490	288	146	50.69%	142	49.31%	490	280	142	48.97%	148	51.03%
Absentee	490	0	0	-	0	-	490	0	0	-	0	-
13. LINCOLN #1 Normal	2304	1269	663	52.25%	606	47.75%	2304	1295	712	54.98%	583	45.02%
Absentee	2304	0	0	-	0	-	2304	0	0	-	0	-
15. NORTH LINN Normal	733	468	240	51.28%	228	48.72%	733	479	263	54.91%	216	45.09%
Absentee	733	0	0	-	0	-	733	0	0	-	0	-

Paul Geneil
Eric Anne

[Signature]

Statement of Votes Cast
 GENERAL ELECTION - NOVEMBER 6, 2018
 CHRISTIAN COUNTY, MISSOURI
 NOVEMBER ELECTIONS
 OFFICIAL RETURNS

Date: 11/9/2018
 Time: 2:35:04 PM

	MISSOURI AMENDMENT 1				MISSOURI AMENDMENT 2			
	Reg. Voters	Total Votes	YES	NO	Reg. Voters	Total Votes	YES	NO
17. MCCracken								
Normal	1704	1008	536	472	1704	1016	526	490
Absentee	1704	0	0	0	1704	0	0	0
20. POLK								
Normal	2378	1406	799	607	2378	1424	780	644
Absentee	2378	0	0	0	2378	0	0	0
21. UNION CHAPEL #1								
Normal	3006	1661	958	703	3006	1691	912	779
Absentee	3006	0	0	0	3006	0	0	0
22. ROSEDALE #1A								
Normal	2458	1311	804	507	2458	1322	780	542
Absentee	2458	0	0	0	2458	0	0	0
23. GARDEN GROVE								
Normal	2162	1242	769	473	2162	1271	784	487
Absentee	2162	0	0	0	2162	0	0	0
24. NORTHVIEW #1								
Normal	3625	2120	1277	843	3625	2175	1250	925
Absentee	3625	0	0	0	3625	0	0	0
26. SPARTA								
Normal	1755	988	524	464	1755	1004	577	427
Absentee	1755	0	0	0	1755	0	0	0
27. UNION CHAPEL #2								
Normal	3387	1940	1164	776	3387	1981	1062	919
Absentee	3387	0	0	0	3387	0	0	0
28. ROSEDALE #2								
Normal	1972	1238	711	527	1972	1269	707	562
Absentee	1972	0	0	0	1972	0	0	0
29. NORTHVIEW #2								
Normal	2042	1193	721	472	2042	1209	685	524
Absentee	2042	0	0	0	2042	0	0	0
30. ROSEDALE 1B								
Normal	2206	1124	717	407	2206	1137	708	429
Absentee	2206	0	0	0	2206	0	0	0
31. RIVERSIDE #2								
Normal	2778	1656	959	697	2778	1685	867	818
Absentee	2778	0	0	0	2778	0	0	0
32. CASSIDY #2								
Normal	3277	1707	1059	648	3277	1731	960	771
Absentee	3277	0	0	0	3277	0	0	0

Paula Bessell
Spice Runner

BBB

[Signature]

Statement of Votes Cast
 GENERAL ELECTION - NOVEMBER 6, 2018
 CHRISTIAN COUNTY, MISSOURI
 NOVEMBER ELECTIONS
 OFFICIAL RETURNS

Date: 11/9/2018
 Time: 2:35:04 PM

MISSOURI AMENDMENT 1

MISSOURI AMENDMENT 2

33. LINCOLN #2	Reg. Voters		Total Votes		YES		NO		Reg. Voters		Total Votes		YES		NO	
	Normal	Absentee	Normal	Absentee	Normal	Absentee	Normal	Absentee	Normal	Absentee	Normal	Absentee	Normal	Absentee	Normal	Absentee
Normal	1514	817	441	53.98%	376	46.02%	1514	826	473	57.26%	353	42.74%				
Absentee	1514	0	0	-	0	-	1514	0	0	-	0	-				
ABSENTEE	0	0	0	-	0	-	0	0	0	-	0	-				
Normal	0	2828	1807	63.90%	1021	36.10%	0	2866	1611	56.21%	1255	43.79%				
Absentee	0	0	0	-	0	-	0	0	0	-	0	-				
Total	58355	32789	18922	57.71%	13867	42.29%	58355	33342	18608	55.81%	14734	44.19%				
Normal	58355	2828	1807	63.90%	1021	36.10%	58355	2866	1611	56.21%	1255	43.79%				
Absentee	58355	35617	20729	58.20%	14888	41.80%	58355	36208	20219	55.84%	15989	44.16%				
Total																

Paul Cecil Hester
Don Runner

Statement of Votes Cast
 GENERAL ELECTION - NOVEMBER 6, 2018
 CHRISTIAN COUNTY, MISSOURI
 NOVEMBER ELECTIONS
 OFFICIAL RETURNS

Date: 11/9/2018
 Time: 2:35:04 PM

Jurisdiction Wide	MISSOURI AMENDMENT 3				MISSOURI AMENDMENT 4			
	Reg. Voters	Total Votes	YES	NO	Reg. Voters	Total Votes	YES	NO
1. E BENTON / 3. BRUNER Normal	927	526	121	23.00%	927	503	190	37.77%
Absentee	927	0	0	-	927	0	0	-
2. WEST BENTON / 14. LINDEN Normal	1808	1120	245	21.86%	1808	1062	504	47.46%
Absentee	1808	0	0	-	1808	0	0	-
4. CHADWICK 16. S. LINN 11. GARRISON 25. SENECA Normal	631	361	97	26.87%	631	352	154	43.75%
Absentee	631	0	0	-	631	0	0	-
5. RIVERSIDE #1 Normal	2535	1465	327	22.32%	2535	1402	665	47.43%
Absentee	2535	0	0	-	2535	0	0	-
6. CASSIDY #1 Normal	2578	1364	342	25.07%	2578	1318	661	50.15%
Absentee	2578	0	0	-	2578	0	0	-
7. WEST FINLEY Normal	3194	1679	376	22.39%	3194	1607	762	47.42%
Absentee	3194	0	0	-	3194	0	0	-
8. EAST FINLEY Normal	4545	2440	595	24.39%	4545	2323	1136	48.90%
Absentee	4545	0	0	-	4545	0	0	-
9. NORTH GALLOWAY Normal	2768	1579	383	24.26%	2768	1515	706	46.60%
Absentee	2768	0	0	-	2768	0	0	-
10. SOUTH GALLOWAY Normal	1578	907	220	24.26%	1578	867	380	43.83%
Absentee	1578	0	0	-	1578	0	0	-
12. LEAD HILL / 18. OLDFIELD Normal	490	289	73	25.26%	490	271	108	39.85%
Absentee	490	0	0	-	490	0	0	-
13. LINCOLN #1 Normal	2304	1284	340	26.48%	2304	1233	592	48.01%
Absentee	2304	0	0	-	2304	0	0	-
15. NORTH LINN Normal	733	474	92	19.41%	733	452	204	45.13%
Absentee	733	0	0	-	733	0	0	-

Earle Cecil Bruner
Earle Cecil Bruner

Statement of Votes Cast
 GENERAL ELECTION - NOVEMBER 6, 2018
 CHRISTIAN COUNTY, MISSOURI
 NOVEMBER ELECTIONS
 OFFICIAL RETURNS

Date: 11/9/2018
 Time: 2:35:04 PM

	MISSOURI AMENDMENT 3				MISSOURI AMENDMENT 4			
	Reg. Voters	Total Votes	YES	NO	Reg. Voters	Total Votes	YES	NO
17. McCracken Normal	1704	1013	235	778	1704	970	412	558
Absentee	1704	0	0	0	1704	0	0	0
20. Polk Normal	2378	1417	371	1046	2378	1374	692	682
Absentee	2378	0	0	0	2378	0	0	0
21. Union Chapel #1 Normal	3006	1680	380	1300	3006	1605	785	820
Absentee	3006	0	0	0	3006	0	0	0
22. Rosedale #1A Normal	2458	1321	339	982	2458	1262	647	615
Absentee	2458	0	0	0	2458	0	0	0
23. Garden Grove Normal	2162	1268	318	950	2162	1198	563	635
Absentee	2162	0	0	0	2162	0	0	0
24. Northview #1 Normal	3625	2170	551	1619	3625	2041	1003	1038
Absentee	3625	0	0	0	3625	0	0	0
26. Sparta Normal	1755	999	243	756	1755	975	432	543
Absentee	1755	0	0	0	1755	0	0	0
27. Union Chapel #2 Normal	3387	1972	501	1471	3387	1870	884	985
Absentee	3387	0	0	0	3387	0	0	0
28. Rosedale #2 Normal	1972	1256	313	943	1972	1188	592	596
Absentee	1972	0	0	0	1972	0	0	0
29. Northview #2 Normal	2042	1206	306	900	2042	1141	581	560
Absentee	2042	0	0	0	2042	0	0	0
30. Rosedale 1B Normal	2206	1131	311	820	2206	1075	532	543
Absentee	2206	0	0	0	2206	0	0	0
31. Riverside #2 Normal	2778	1677	356	1321	2778	1596	771	825
Absentee	2778	0	0	0	2778	0	0	0
32. Cassidy #2 Normal	3277	1707	363	1344	3277	1634	814	820
Absentee	3277	0	0	0	3277	0	0	0

Paul Greil
For Commissioner

[Signature]

Statement of Votes Cast
 GENERAL ELECTION - NOVEMBER 6, 2018
 CHRISTIAN COUNTY, MISSOURI
 NOVEMBER ELECTIONS
 OFFICIAL RETURNS


Date: 11/9/2018
 Time: 2:35:04 PM

MISSOURI AMENDMENT 3

MISSOURI AMENDMENT 4

33. LINCOLN #2	Reg. Voters	Total Votes	MISSOURI AMENDMENT 3		NO	Reg. Voters	Total Votes	MISSOURI AMENDMENT 4	
			YES	NO				YES	NO
Normal	1514	822	238	28.95%	584	1514	787	390	49.56%
Absentee	1514	0	0	-	0	1514	0	0	-
ABSENTEE									
Normal	0	0	0	-	0	0	0	0	-
Absentee	0	2823	1013	35.88%	1810	0	2673	1343	50.24%
Total									
Normal	58355	33127	8036	24.26%	25091	58355	31621	15160	47.94%
Absentee	58355	2823	1013	35.88%	1810	58355	2673	1343	50.24%
Total	58355	35950	9049	25.17%	26901	58355	34294	16503	48.12%

Earl Eberhart
For Runner



Statement of Votes Cast
 GENERAL ELECTION - NOVEMBER 6, 2018
 CHRISTIAN COUNTY, MISSOURI
 NOVEMBER ELECTIONS
 OFFICIAL RETURNS

Date: 11/9/2018
 Time: 2:35:04 PM

Jurisdiction Wide	MISSOURI PROP. B				MISSOURI PROP. C			
	Reg. Voters	Total Votes	YES	NO	Reg. Voters	Total Votes	YES	NO
1. E BENTON / 3. BRUNER Normal	927	526	238	45.25%	927	521	175	33.59%
Absentee	927	0	0	-	927	0	0	-
2. WEST BENTON / 14. LINDEN Normal	1808	1126	521	46.27%	1808	1108	360	32.49%
Absentee	1808	0	0	-	1808	0	0	-
4. CHADWICK 16. S. LINN 11. GARRISON 25. SENECA Normal	631	359	173	48.19%	631	358	121	33.80%
Absentee	631	0	0	-	631	0	0	-
5. RIVERSIDE #1 Normal	2535	1467	749	51.06%	2535	1455	504	34.64%
Absentee	2535	0	0	-	2535	0	0	-
6. CASSIDY # 1 Normal	2578	1365	688	50.40%	2578	1359	520	38.26%
Absentee	2578	0	0	-	2578	0	0	-
7. WEST FINLEY Normal	3194	1684	882	52.38%	3194	1677	628	37.45%
Absentee	3194	0	0	-	3194	0	0	-
8. EAST FINLEY Normal	4545	2446	1295	52.94%	4545	2434	905	37.18%
Absentee	4545	0	0	-	4545	0	0	-
9. NORTH GALLOWAY Normal	2768	1579	811	51.36%	2768	1573	583	37.05%
Absentee	2768	0	0	-	2768	0	0	-
10. SOUTH GALLOWAY Normal	1578	910	441	48.46%	1578	901	290	32.19%
Absentee	1578	0	0	-	1578	0	0	-
12. LEAD HILL / 18. OLDFIELD Normal	490	287	144	50.17%	490	286	100	34.97%
Absentee	490	0	0	-	490	0	0	-
13. LINCOLN #1 Normal	2304	1291	648	50.19%	2304	1283	456	35.54%
Absentee	2304	0	0	-	2304	0	0	-
15. NORTH LINN Normal	733	470	203	43.19%	733	474	162	34.18%
Absentee	733	0	0	-	733	0	0	-

Paul Bauer
For

[Signature]

Statement of Votes Cast
 GENERAL ELECTION - NOVEMBER 6, 2018
 CHRISTIAN COUNTY, MISSOURI
 NOVEMBER ELECTIONS
 OFFICIAL RETURNS

Date: 11/9/2018
 Time: 2:35:04 PM

MISSOURI PROP. B

MISSOURI PROP. C

	Reg. Voters	Total Votes	YES		NO		Reg. Voters	Total Votes	YES		NO	
			Count	Percentage	Count	Percentage			Count	Percentage	Count	Percentage
17. McCRACKEN												
Normal	1704	1019	498	48.87%	521	51.13%	1704	1012	330	32.61%	682	67.39%
Absentee	1704	0	0	-	0	-	1704	0	0	-	0	-
20. POLK												
Normal	2378	1418	693	48.87%	725	51.13%	2378	1408	506	35.94%	902	64.06%
Absentee	2378	0	0	-	0	-	2378	0	0	-	0	-
21. UNION CHAPEL #1												
Normal	3006	1677	903	53.85%	774	46.15%	3006	1661	588	35.40%	1073	64.60%
Absentee	3006	0	0	-	0	-	3006	0	0	-	0	-
22. ROSEDALE #1A												
Normal	2458	1320	718	54.39%	602	45.61%	2458	1312	491	37.42%	821	62.58%
Absentee	2458	0	0	-	0	-	2458	0	0	-	0	-
23. GARDEN GROVE												
Normal	2162	1262	664	52.61%	598	47.39%	2162	1261	496	39.33%	765	60.67%
Absentee	2162	0	0	-	0	-	2162	0	0	-	0	-
24. NORTHVIEW #1												
Normal	3625	2160	1109	51.34%	1051	48.66%	3625	2162	756	34.97%	1408	65.03%
Absentee	3625	0	0	-	0	-	3625	0	0	-	0	-
26. SPARTA												
Normal	1755	1004	493	49.10%	511	50.90%	1755	1000	355	35.50%	645	64.50%
Absentee	1755	0	0	-	0	-	1755	0	0	-	0	-
27. UNION CHAPEL #2												
Normal	3387	1975	933	47.24%	1042	52.76%	3387	1963	737	37.54%	1228	62.46%
Absentee	3387	0	0	-	0	-	3387	0	0	-	0	-
28. ROSEDALE #2												
Normal	1972	1252	643	51.36%	609	48.64%	1972	1245	440	35.34%	805	64.66%
Absentee	1972	0	0	-	0	-	1972	0	0	-	0	-
29. NORTHVIEW #2												
Normal	2042	1205	639	53.03%	566	46.97%	2042	1190	427	35.89%	763	64.12%
Absentee	2042	0	0	-	0	-	2042	0	0	-	0	-
30. ROSEDALE 1B												
Normal	2206	1125	617	54.84%	508	45.16%	2206	1128	470	41.67%	658	58.33%
Absentee	2206	0	0	-	0	-	2206	0	0	-	0	-
31. RIVERSIDE #2												
Normal	2778	1683	836	49.67%	847	50.33%	2778	1666	549	32.95%	1117	67.05%
Absentee	2778	0	0	-	0	-	2778	0	0	-	0	-
32. CASSIDY #2												
Normal	3277	1711	913	53.36%	798	46.64%	3277	1706	592	34.70%	1114	65.30%
Absentee	3277	0	0	-	0	-	3277	0	0	-	0	-

Paul Beach
For Mayor

[Signature]

Statement of Votes Cast
 GENERAL ELECTION - NOVEMBER 6, 2018
 CHRISTIAN COUNTY, MISSOURI
 NOVEMBER ELECTIONS
 OFFICIAL RETURNS

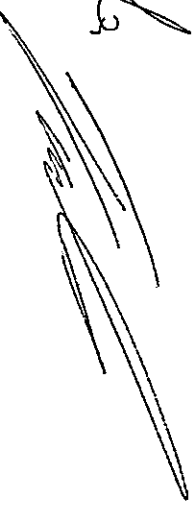
Date: 11/9/2018
 Time: 2:35:04 PM

MISSOURI PROP. B

MISSOURI PROP. C

33. LINCOLN #2	Reg. Voters		Total Votes		YES		NO		Reg. Voters		Total Votes		YES		NO	
	Normal	Absentee	Normal	Absentee	Normal	Absentee	Normal	Absentee	Normal	Absentee	Normal	Absentee	Normal	Absentee	Normal	Absentee
Normal	1514	825	371	44.97%	454	55.03%	1514	817	299	36.60%	518	63.40%				
Absentee	1514	0	0	-	0	-	1514	0	0	-	0	-				
ABSENTEE	0	0	0	-	0	-	0	0	0	-	0	-				
Normal	0	2839	1630	57.41%	1209	42.59%	0	2808	1248	44.44%	1560	55.56%				
Absentee	0	0	0	-	0	-	0	0	0	-	0	-				
Total	58355	33146	16823	50.75%	16323	49.25%	58355	32960	11840	35.92%	21120	64.08%				
Normal	58355	2839	1630	57.41%	1209	42.59%	58355	2808	1248	44.44%	1560	55.56%				
Absentee	58355	35985	18453	51.28%	17532	48.72%	58355	35768	13088	36.59%	22680	63.41%				
Total																

Ball Email, HHH
For Runner



Statement of Votes Cast
 GENERAL ELECTION - NOVEMBER 6, 2018
 CHRISTIAN COUNTY, MISSOURI
 NOVEMBER ELECTIONS
 OFFICIAL RETURNS

Date: 11/9/2018
 Time: 2:35:04 PM

MISSOURI PROP. D

CITY OF CLEVER QUESTION

Jurisdiction Wide	Reg. Voters	Total Votes	MISSOURI PROP. D		Reg. Voters	Total Votes	CITY OF CLEVER QUESTION	
			YES	NO			YES	NO
1. E BENTON / 3. BRUNER Normal	927	527	160	30.36%	367	69.64%	-	-
Absentee	927	0	0	-	0	-	-	-
2. WEST BENTON / 14. LINDEN Normal	1808	1124	503	44.75%	621	55.25%	-	-
Absentee	1808	0	0	-	0	-	-	-
4. CHADWICK 16. S. LINN 11. GARRISON 25. SENECA Normal	631	364	90	24.73%	274	75.27%	-	-
Absentee	631	0	0	-	0	-	-	-
5. RIVERSIDE #1 Normal	2635	1460	679	46.51%	781	53.49%	-	-
Absentee	2635	0	0	-	0	-	-	-
6. CASSIDY # 1 Normal	2578	1365	609	44.62%	756	55.38%	-	-
Absentee	2578	0	0	-	0	-	-	-
7. WEST FINLEY Normal	3194	1680	699	41.61%	981	58.39%	-	-
Absentee	3194	0	0	-	0	-	-	-
8. EAST FINLEY Normal	4545	2444	1001	40.96%	1443	59.04%	-	-
Absentee	4545	0	0	-	0	-	-	-
9. NORTH GALLOWAY Normal	2768	1584	628	39.65%	956	60.35%	-	-
Absentee	2768	0	0	-	0	-	-	-
10. SOUTH GALLOWAY Normal	1578	910	322	35.38%	588	64.62%	-	-
Absentee	1578	0	0	-	0	-	-	-
12. LEAD HILL / 18. OLDFIELD Normal	490	290	75	25.86%	215	74.14%	-	-
Absentee	490	0	0	-	0	-	-	-
13. LINCOLN #1 Normal	2304	1289	527	40.88%	762	59.12%	742	365
Absentee	2304	0	0	-	0	-	0	275
15. NORTH LINN Normal	733	472	155	32.84%	317	67.16%	-	90
Absentee	733	0	0	-	0	-	-	24.66%

Carol Eberly
Tom Bruner

Statement of Votes Cast
 GENERAL ELECTION - NOVEMBER 6, 2018
 CHRISTIAN COUNTY, MISSOURI
 NOVEMBER ELECTIONS
 OFFICIAL RETURNS

Date: 11/9/2018
 Time: 2:35:04 PM

MISSOURI PROP. D

CITY OF CLEVER QUESTION

	Reg. Voters	Total Votes	MISSOURI PROP. D		Reg. Voters	Total Votes	CITY OF CLEVER QUESTION	
			YES	NO			YES	NO
17. McCRACKEN Normal	1704	1016	415	40.85%	601	59.15%	-	-
Absentee	1704	0	0	-	0	-	-	-
20. POLK Normal	2378	1425	568	39.86%	857	60.14%	-	-
Absentee	2378	0	0	-	0	-	-	-
21. UNION CHAPEL #1 Normal	3006	1678	805	47.97%	873	52.03%	-	-
Absentee	3006	0	0	-	0	-	-	-
22. ROSEDALE #1A Normal	2458	1315	579	44.03%	736	55.97%	-	-
Absentee	2458	0	0	-	0	-	-	-
23. GARDEN GROVE Normal	2162	1252	588	46.96%	664	53.04%	-	-
Absentee	2162	0	0	-	0	-	-	-
24. NORTHVIEW #1 Normal	3625	2152	1007	46.79%	1145	53.21%	-	-
Absentee	3625	0	0	-	0	-	-	-
26. SPARTA Normal	1755	997	317	31.80%	680	68.20%	-	-
Absentee	1755	0	0	-	0	-	-	-
27. UNION CHAPEL #2 Normal	3387	1971	878	44.55%	1093	55.45%	-	-
Absentee	3387	0	0	-	0	-	-	-
28. ROSEDALE #2 Normal	1972	1249	594	47.56%	655	52.44%	-	-
Absentee	1972	0	0	-	0	-	-	-
29. NORTHVIEW #2 Normal	2042	1195	541	45.27%	654	54.73%	-	-
Absentee	2042	0	0	-	0	-	-	-
30. ROSEDALE 1B Normal	2206	1131	503	44.47%	628	55.53%	-	-
Absentee	2206	0	0	-	0	-	-	-
31. RIVERSIDE #2 Normal	2778	1683	799	47.47%	884	52.53%	-	-
Absentee	2778	0	0	-	0	-	-	-
32. CASSIDY #2 Normal	3277	1717	816	47.52%	901	52.48%	-	-
Absentee	3277	0	0	-	0	-	-	-

Paula Eichel
City Clerk

[Signature]

