



CERTIFICATION OF MISSOURI ELECTION RETURNS  
NOVEMBER 6, 2018  
GENERAL ELECTION

Note – This form, attached to the  
Election results, must be forwarded to:

John R. Ashcroft  
Secretary of State  
Kirkpatrick State Information Center  
PO Box 1767  
Jefferson City, MO 65102

as provided by 115.507, RSMo.

State of Missouri )  
County of CHRISTIAN ) ss.

I, Kay Brown, Election Authority for the  
County of CHRISTIAN, hereby certify the attached document to be a  
true, correct and complete abstract of all the votes cast in said county for all candidates and ballot  
issues at the General Election held on November 6, 2018, as shown by the returns from the different  
voting polling places or precincts in said county, and as verified by the verification board as  
provided in Section 115.507 RSMo.

IN TESTIMONY WHEREOF, I hereunto set my  
hand and affix the seal of the County, at my office in

Ozark, Missouri  
(City)

this 9th day of November, 2018.

Kay Brown  
Election Authority



November 6, 2018

General Election

Certification of Ballots Cast and Counted

At the Polls

City/County: CHRISTIAN

1. Number of polling places for this election	<u>27</u>
2. Number of ballots cast at the polls	<u>36,616</u>
3. Number of ballots cast on accessible devices at polls	<u>0</u>
4. Total number of ballots cast at polls (2+3)	<u>36,616</u>
5. Number of voting precincts for this election	<u>27</u>

Please attach to Certification of Election

Kay Brown  
Signature of Election Authority

November 9, 2018

Date

**NOVEMBER 6, 2018 GENERAL ELECTION  
 CERTIFICATION OF WRITE-IN VOTES  
 FOR PERSONS WHO HAVE FILED A  
 DECLARATION OF INTENT TO BE A WRITE-IN CANDIDATE**

**John R. Ashcroft**  
 Missouri Secretary of State  
 600 W. Main  
 P. O. Box 1767  
 Jefferson City, MO 65102

State of Missouri )  
 ) ss.  
 County/City of CHRISTIAN )

I, Kay Brown, Election Authority for the  
 County/City of CHRISTIAN, hereby certify the following is a true, correct  
 and complete summary of all write-in votes cast for persons who have filed a declaration of intent pursuant to  
 Section 115.453(4), RSMo, at the General Election held on November 6, 2018, as shown by the returns from  
 the different voting precincts in said county, and as verified by the verification board as provided in Section  
 115.507, RSMo.

Office	Candidate	Votes
U.S. Senator	Martin Luther Dzerzhinsky Lindstedt	0
U.S. Senator	Steven Wallace	0
U.S. Senator	Gina Bufe	0
U.S. Senator	Rodney Stock	0
U.S. Senator	Cassie Ganier	0
State Auditor	Arnie C. AC Dienoff	0
U.S. Representative – District 7	Shawn Deines	0

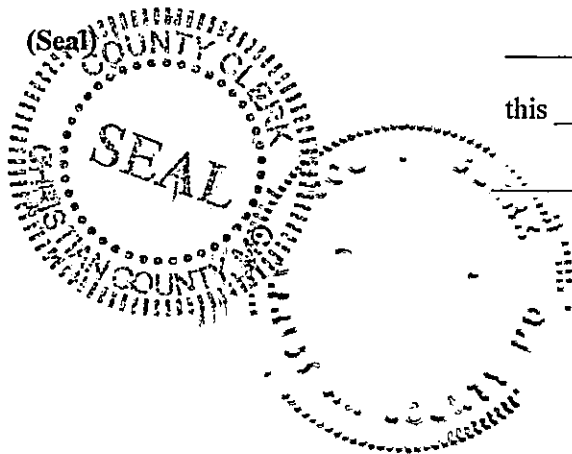
IN TESTIMONY WHEREOF, I hereunto set my  
 hand and affix the seal of the County, at my office in

Ozark, Missouri

(City)

this 9th day of November, 2018.

Kay Brown  
 Election Authority



Precinct Summary Report  
 GENERAL ELECTION - NOVEMBER 6, 2018  
 CHRISTIAN COUNTY, MISSOURI  
 NOVEMBER ELECTIONS  
 ABSENTEE  
 OFFICIAL RETURNS

Date: 11/9/2018  
 Time: 2:39:50 PM  
 Page 1/3

Registered Voters 0 - Total Ballots 2,923 : N/A

U.S. SENATOR

Vote For 1		
Total Votes	2,912	
JOSH HAWLEY (REP)	2,058	70.67%
CLAIRE McCASKILL (DEM)	784	26.92%
JAPHETH CAMPBELL (LIB)	23	0.79%
JO CRAIN (GRN)	5	0.17%
CRAIG O'DEAR (IND)	37	1.27%
WRITE IN	5	0.17%

STATE AUDITOR

Vote For 1		
Total Votes	2,872	
SAUNDRA McDOWELL (REP)	1,766	61.49%
NICOLE GALLOWAY (DEM)	1,012	35.24%
SEAN O'TOOLE (LIB)	55	1.92%
DON FITZ (GRN)	14	0.49%
JACOB LUETKEMEYER (CST)	24	0.84%
WRITE IN	1	0.03%

U.S. REP. DIST. 7

Vote For 1		
Total Votes	2,888	
BILLY LONG (REP)	2,024	70.08%
JAMIE DANIEL SCHOOLCRAFT (DEM)	784	27.15%
BENJAMIN T. BRIXEY (LIB)	77	2.67%
WRITE IN	3	0.10%

STATE SENATOR DIST. 20

Vote For 1		
Total Votes	2,839	
ERIC W. BURLISON (REP)	2,092	73.69%
JIM BILLED0 (DEM)	745	26.24%
WRITE IN	2	0.07%

STATE REP. DIST. 138

Vote For 1		
Total Votes	74	
BRAD HUDSON (REP)	72	97.30%
WRITE IN	2	2.70%

STATE REP. DIST. 139

Vote For 1		
Total Votes	1,329	
JERED TAYLOR (REP)	1,009	75.92%
CORA HANF (DEM)	318	23.93%
WRITE IN	2	0.15%

STATE REP. DIST. 140

Vote For 1		
Total Votes	1,410	
LYNN MORRIS (REP)	1,000	70.92%
TONY SMITH (DEM)	373	26.45%
ROBERT DEBBAUT (GRN)	31	2.20%
WRITE IN	6	0.43%

CIRCUIT JUDGE, CIR. 38 DIV. 1

Vote For 1		
Total Votes	2,380	
LAURA JOHNSON (REP)	2,334	98.07%
WRITE IN	46	1.93%

ASSOC. CIRCUIT JUDGE, DIV. 3

Vote For 1		
Total Votes	2,389	
JESSICA L. KRUSE (REP)	2,347	98.24%
WRITE IN	42	1.76%

*Clark Esentz*  
*Fin level*

Precinct Summary Report  
 GENERAL ELECTION - NOVEMBER 6, 2018  
 CHRISTIAN COUNTY, MISSOURI  
 NOVEMBER ELECTIONS  
 ABSENTEE  
 OFFICIAL RETURNS

Date: 11/9/2018  
 Time: 2:39:50 PM  
 Page 2/3

Registered Voters 0 - Total Ballots 2,923 : N/A

ASSOC. CIRCUIT JUDGE, DIV. 4			
Vote For 1			
Total Votes	2,383		
DOUG BACON (REP)	2,350	98.62%	
WRITE IN	33	1.38%	

COLLECTOR OF REVENUE			
Vote For 1			
Total Votes	2,395		
TED NICHOLS (REP)	2,366	98.79%	
WRITE IN	29	1.21%	

PRESIDING COMMISSIONER			
Vote For 1			
Total Votes	2,819		
RALPH PHILLIPS (REP)	2,082	73.86%	
BOB RUBINO (DEM)	732	25.97%	
WRITE IN	5	0.18%	

PROSECUTING ATTORNEY			
Vote For 1			
Total Votes	2,341		
AMY J. FITE (REP)	2,308	98.59%	
WRITE IN	33	1.41%	

COUNTY CLERK			
Vote For 1			
Total Votes	2,439		
KAY BROWN (REP)	2,407	98.69%	
WRITE IN	32	1.31%	

COUNTY AUDITOR			
Vote For 1			
Total Votes	2,360		
AMY DENT (REP)	2,328	98.64%	
WRITE IN	32	1.36%	

CIRCUIT CLERK			
Vote For 1			
Total Votes	2,367		
BARBIE BARNETT-STILLINGS (REP)	2,329	98.39%	
WRITE IN	38	1.61%	

JUDGE W. BRENT POWELL SUPREME COURT			
Vote For 1			
Total Votes	2,475		
YES	2,070	83.64%	
NO	405	16.36%	

RECORDER OF DEEDS			
Vote For 1			
Total Votes	2,360		
KELLY BLUNT HALL (REP)	2,323	98.43%	
WRITE IN	37	1.57%	

JUDGE MARY RHODES RUSSELL SUPREME COURT			
Vote For 1			
Total Votes	2,466		
YES	1,942	78.75%	
NO	524	21.25%	

*Cash Esent...*  
*Ann Russel*

Precinct Summary Report  
 GENERAL ELECTION - NOVEMBER 6, 2018  
 CHRISTIAN COUNTY, MISSOURI  
 NOVEMBER ELECTIONS  
 ABSENTEE  
 OFFICIAL RETURNS

Date: 11/9/2018  
 Time: 2:39:50 PM  
 Page 3/3

Registered Voters 0 - Total Ballots 2,923 : N/A

**JUDGE JEFFREY BATES APPEALS COURT  
 SOUTHERN DIST**

Vote For 1 Total Votes	2,452	
YES	1,952	79.61%
NO	500	20.39%

**MISSOURI PROP. B**

Vote For 1 Total Votes	2,839	
YES	1,630	57.41%
NO	1,209	42.59%

**MISSOURI AMENDMENT 1**

Vote For 1 Total Votes	2,828	
YES	1,807	63.90%
NO	1,021	36.10%

**MISSOURI PROP. C**

Vote For 1 Total Votes	2,808	
YES	1,248	44.44%
NO	1,560	55.56%

**MISSOURI AMENDMENT 2**

Vote For 1 Total Votes	2,866	
YES	1,611	56.21%
NO	1,255	43.79%

**MISSOURI PROP. D**

Vote For 1 Total Votes	2,848	
YES	1,338	46.98%
NO	1,510	53.02%

**MISSOURI AMENDMENT 3**

Vote For 1 Total Votes	2,823	
YES	1,013	35.88%
NO	1,810	64.12%

**CITY OF CLEVER QUESTION**

Vote For 1 Total Votes	25	
YES	18	72.00%
NO	7	28.00%

**MISSOURI AMENDMENT 4**

Vote For 1 Total Votes	2,673	
YES	1,343	50.24%
NO	1,330	49.76%

*Earl Erickson*  
*Ann Russell*

Election Summary Report  
 GENERAL ELECTION - NOVEMBER 6, 2018  
 CHRISTIAN COUNTY, MISSOURI  
 NOVEMBER ELECTIONS  
 OFFICIAL RETURNS

Date: 11/9/2018  
 Time: 2:23:55 PM  
 Page 1/4

Registered Voters 58,355 - Total Ballots 36,616 : 62.75%

27 of 27 Precincts Reporting 100.00%

U.S. SENATOR		
Number of Precincts	27	
Precincts Reporting	27	100.00%
Vote For 1		
Total Votes	36,421	
JOSH HAWLEY (REP)	25,384	69.70%
CLAIRE McCASKILL (DEM)	9,882	27.13%
JAPHETH CAMPBELL (LIB)	485	1.33%
JO CRAIN (GRN)	161	0.44%
CRAIG O'DEAR (IND)	472	1.30%
WRITE IN	37	0.10%

STATE SENATOR DIST. 20		
Number of Precincts	27	
Precincts Reporting	27	100.00%
Vote For 1		
Total Votes	35,713	
ERIC W. BURLISON (REP)	26,768	74.95%
JIM BILLEDO (DEM)	8,906	24.94%
WRITE IN	39	0.11%

STATE AUDITOR		
Number of Precincts	27	
Precincts Reporting	27	100.00%
Vote For 1		
Total Votes	35,849	
SAUNDRA McDOWELL (REP)	20,757	57.90%
NICOLE GALLOWAY (DEM)	13,553	37.81%
SEAN O'TOOLE (LIB)	940	2.62%
DON FITZ (GRN)	208	0.58%
JACOB LUETKEMEYER (CST)	363	1.01%
WRITE IN	28	0.08%

STATE REP. DIST. 138		
Number of Precincts	3	
Precincts Reporting	3	100.00%
Vote For 1		
Total Votes	1,589	
BRAD HUDSON (REP)	1,566	98.55%
WRITE IN	23	1.45%

STATE REP. DIST. 139		
Number of Precincts	13	
Precincts Reporting	13	100.00%
Vote For 1		
Total Votes	17,043	
JERED TAYLOR (REP)	12,786	75.02%
CORA HANF (DEM)	4,232	24.83%
WRITE IN	25	0.15%

U.S. REP. DIST. 7		
Number of Precincts	27	
Precincts Reporting	27	100.00%
Vote For 1		
Total Votes	36,085	
BILLY LONG (REP)	25,190	69.81%
JAMIE DANIEL SCHOOLCRAFT (DEM)	9,509	26.35%
BENJAMIN T. BRIXEY (LIB)	1,348	3.74%
WRITE IN	38	0.11%

STATE REP. DIST. 140		
Number of Precincts	16	
Precincts Reporting	16	100.00%
Vote For 1		
Total Votes	16,758	
LYNN MORRIS (REP)	12,292	73.35%
TONY SMITH (DEM)	3,991	23.82%
ROBERT DEBBAUT (GRN)	446	2.66%
WRITE IN	29	0.17%

*Carl Essink*  
*Tom Loney*  
*[Signature]*  
*[Signature]*

Election Summary Report  
 GENERAL ELECTION - NOVEMBER 6, 2018  
 CHRISTIAN COUNTY, MISSOURI  
 NOVEMBER ELECTIONS  
 OFFICIAL RETURNS

Date: 11/9/2018  
 Time: 2:23:55 PM  
 Page 2/4

Registered Voters 58,355 - Total Ballots 36,616 : 62.75%

27 of 27 Precincts Reporting 100.00%

CIRCUIT JUDGE, CIR. 38 DIV. 1		
Number of Precincts	27	
Precincts Reporting	27	100.00%
Vote For 1		
Total Votes	31,057	
LAURA JOHNSON (REP)	30,617	98.58%
WRITE IN	440	1.42%

COUNTY CLERK		
Number of Precincts	27	
Precincts Reporting	27	100.00%
Vote For 1		
Total Votes	31,020	
KAY BROWN (REP)	30,685	98.92%
WRITE IN	335	1.08%

ASSOC. CIRCUIT JUDGE, DIV. 3		
Number of Precincts	27	
Precincts Reporting	27	100.00%
Vote For 1		
Total Votes	30,973	
JESSICA L. KRUSE (REP)	30,570	98.70%
WRITE IN	403	1.30%

CIRCUIT CLERK		
Number of Precincts	27	
Precincts Reporting	27	100.00%
Vote For 1		
Total Votes	30,784	
BARBIE BARNETT-STILLINGS (REP)	30,434	98.86%
WRITE IN	350	1.14%

ASSOC. CIRCUIT JUDGE, DIV. 4		
Number of Precincts	27	
Precincts Reporting	27	100.00%
Vote For 1		
Total Votes	30,961	
DOUG BACON (REP)	30,568	98.73%
WRITE IN	393	1.27%

RECORDER OF DEEDS		
Number of Precincts	27	
Precincts Reporting	27	100.00%
Vote For 1		
Total Votes	30,605	
KELLY BLUNT HALL (REP)	30,275	98.92%
WRITE IN	330	1.08%

PRESIDING COMMISSIONER		
Number of Precincts	27	
Precincts Reporting	27	100.00%
Vote For 1		
Total Votes	35,325	
RALPH PHILLIPS (REP)	26,689	75.55%
BOB RUBINO (DEM)	8,580	24.29%
WRITE IN	56	0.16%

COLLECTOR OF REVENUE		
Number of Precincts	27	
Precincts Reporting	27	100.00%
Vote For 1		
Total Votes	31,034	
TED NICHOLS (REP)	30,697	98.91%
WRITE IN	337	1.09%

*Carle Essick*  
*Ann Purcell*



Election Summary Report  
 GENERAL ELECTION - NOVEMBER 6, 2018  
 CHRISTIAN COUNTY, MISSOURI  
 NOVEMBER ELECTIONS  
 OFFICIAL RETURNS

Date: 11/9/2018  
 Time: 2:23:55 PM  
 Page 3/4

Registered Voters 58,355 - Total Ballots 36,616 : 62.75%

27 of 27 Precincts Reporting 100.00%

PROSECUTING ATTORNEY			
Number of Precincts	27		
Precincts Reporting	27	100.00%	
Vote For 1			
Total Votes	30,433		
AMY J. FITE (REP)	30,032	98.68%	
WRITE IN	401	1.32%	

JUDGE JEFFREY BATES APPEALS COURT SOUTHERN DIST			
Number of Precincts	27		
Precincts Reporting	27	100.00%	
Vote For 1			
Total Votes	31,366		
YES	24,749	78.90%	
NO	6,617	21.10%	

COUNTY AUDITOR			
Number of Precincts	27		
Precincts Reporting	27	100.00%	
Vote For 1			
Total Votes	30,548		
AMY DENT (REP)	30,247	99.01%	
WRITE IN	301	0.99%	

MISSOURI AMENDMENT 1			
Number of Precincts	27		
Precincts Reporting	27	100.00%	
Vote For 1			
Total Votes	35,617		
YES	20,729	58.20%	
NO	14,888	41.80%	

JUDGE W. BRENT POWELL SUPREME COURT			
Number of Precincts	27		
Precincts Reporting	27	100.00%	
Vote For 1			
Total Votes	31,639		
YES	26,292	83.10%	
NO	5,347	16.90%	

MISSOURI AMENDMENT 2			
Number of Precincts	27		
Precincts Reporting	27	100.00%	
Vote For 1			
Total Votes	36,208		
YES	20,219	55.84%	
NO	15,989	44.16%	

JUDGE MARY RHODES RUSSELL SUPREME COURT			
Number of Precincts	27		
Precincts Reporting	27	100.00%	
Vote For 1			
Total Votes	31,478		
YES	24,743	78.60%	
NO	6,735	21.40%	

MISSOURI AMENDMENT 3			
Number of Precincts	27		
Precincts Reporting	27	100.00%	
Vote For 1			
Total Votes	35,950		
YES	9,049	25.17%	
NO	26,901	74.83%	

*Carla Cassin*  
*Jim Russell*

Election Summary Report  
 GENERAL ELECTION - NOVEMBER 6, 2018  
 CHRISTIAN COUNTY, MISSOURI  
 NOVEMBER ELECTIONS  
 OFFICIAL RETURNS

Date: 11/9/2018  
 Time: 2:23:55 PM  
 Page 4/4

Registered Voters 58,355 - Total Ballots 36,616 : 62.75%

27 of 27 Precincts Reporting 100.00%

MISSOURI AMENDMENT 4

Number of Precincts	27	
Precincts Reporting	27	100.00%
Vote For 1		
Total Votes	34,294	
YES	16,503	48.12%
NO	17,791	51.88%

CITY OF CLEVER QUESTION

Number of Precincts	3	
Precincts Reporting	3	100.00%
Vote For 1		
Total Votes	866	
YES	642	74.13%
NO	224	25.87%

MISSOURI PROP. B

Number of Precincts	27	
Precincts Reporting	27	100.00%
Vote For 1		
Total Votes	35,985	
YES	18,453	51.28%
NO	17,532	48.72%

MISSOURI PROP. C

Number of Precincts	27	
Precincts Reporting	27	100.00%
Vote For 1		
Total Votes	35,768	
YES	13,088	36.59%
NO	22,680	63.41%

MISSOURI PROP. D

Number of Precincts	27	
Precincts Reporting	27	100.00%
Vote For 1		
Total Votes	35,955	
YES	15,485	43.07%
NO	20,470	56.93%

*Carla Cassin*  
*Tom Dussel*

Registered Voters 927 - Total Ballots 537 : 57.93%

**U.S. SENATOR**

Vote For 1 Total Votes	532	
JOSH HAWLEY (REP)	391	73.50%
CLAIRE McCASKILL (DEM)	126	23.68%
JAPHETH CAMPBELL (LIB)	7	1.32%
JO CRAIN (GRN)	2	0.38%
CRAIG O'DEAR (IND)	5	0.94%
WRITE IN	1	0.19%

**STATE AUDITOR**

Vote For 1 Total Votes	526	
SAUNDRA McDOWELL (REP)	322	61.22%
NICOLE GALLOWAY (DEM)	191	36.31%
SEAN O'TOOLE (LIB)	8	1.52%
DON FITZ (GRN)	3	0.57%
JACOB LUETKEMEYER (CST)	1	0.19%
WRITE IN	1	0.19%

**U.S. REP. DIST. 7**

Vote For 1 Total Votes	531	
BILLY LONG (REP)	412	77.59%
JAMIE DANIEL SCHOOLCRAFT (DEM)	100	18.83%
BENJAMIN T. BRIXEY (LIB)	17	3.20%
WRITE IN	2	0.38%

**STATE SENATOR DIST. 20**

Vote For 1 Total Votes	521	
ERIC W. BURLISON (REP)	412	79.08%
JIM BILLEDO (DEM)	108	20.73%
WRITE IN	1	0.19%

**STATE REP. DIST. 140**

Vote For 1 Total Votes	526	
LYNN MORRIS (REP)	419	79.66%
TONY SMITH (DEM)	96	18.25%
ROBERT DEBBAUT (GRN)	10	1.90%
WRITE IN	1	0.19%

**CIRCUIT JUDGE, CIR. 38 DIV. 1**

Vote For 1 Total Votes	451	
LAURA JOHNSON (REP)	446	98.89%
WRITE IN	5	1.11%

**ASSOC. CIRCUIT JUDGE, DIV. 3**

Vote For 1 Total Votes	447	
JESSICA L. KRUSE (REP)	440	98.43%
WRITE IN	7	1.57%

**ASSOC. CIRCUIT JUDGE, DIV. 4**

Vote For 1 Total Votes	452	
DOUG BACON (REP)	446	98.67%
WRITE IN	6	1.33%

**PRESIDING COMMISSIONER**

Vote For 1 Total Votes	518	
RALPH PHILLIPS (REP)	432	83.40%
BOB RUBINO (DEM)	85	16.41%
WRITE IN	1	0.19%

*Carla Essich*  
*By: [Signature]*

*[Signature]*

Precinct Summary Report  
 GENERAL ELECTION - NOVEMBER 6, 2018  
 CHRISTIAN COUNTY, MISSOURI  
 NOVEMBER ELECTIONS  
 1. E BENTON / 3. BRUNER  
 OFFICIAL RETURNS

Date: 11/9/2018  
 Time: 2:39:47 PM  
 Page 2/3

Registered Voters 927 - Total Ballots 537 : 57.93%

COUNTY CLERK			
Vote For 1			
Total Votes	444		
KAY BROWN (REP)	438	98.65%	
WRITE IN	6	1.35%	

COUNTY AUDITOR			
Vote For 1			
Total Votes	439		
AMY DENT (REP)	434	98.86%	
WRITE IN	5	1.14%	

CIRCUIT CLERK			
Vote For 1			
Total Votes	442		
BARBIE BARNETT-STILLINGS (REP)	437	98.87%	
WRITE IN	5	1.13%	

JUDGE W. BRENT POWELL SUPREME COURT			
Vote For 1			
Total Votes	461		
YES	366	79.39%	
NO	95	20.61%	

RECORDER OF DEEDS			
Vote For 1			
Total Votes	442		
KELLY BLUNT HALL (REP)	437	98.87%	
WRITE IN	5	1.13%	

JUDGE MARY RHODES RUSSELL SUPREME COURT			
Vote For 1			
Total Votes	458		
YES	338	73.80%	
NO	120	26.20%	

COLLECTOR OF REVENUE			
Vote For 1			
Total Votes	448		
TED NICHOLS (REP)	443	98.88%	
WRITE IN	5	1.12%	

JUDGE JEFFREY BATES APPEALS COURT SOUTHERN DIST			
Vote For 1			
Total Votes	458		
YES	345	75.33%	
NO	113	24.67%	

PROSECUTING ATTORNEY			
Vote For 1			
Total Votes	438		
AMY J. FITE (REP)	432	98.63%	
WRITE IN	6	1.37%	

MISSOURI AMENDMENT 1			
Vote For 1			
Total Votes	526		
YES	272	51.71%	
NO	254	48.29%	

*Earle Essick*  
*Jim Bruner*

Registered Voters 927 - Total Ballots 537 : 57.93%

MISSOURI AMENDMENT 2

Vote For 1			
Total Votes	532		
YES	272	51.13%	
NO	260	48.87%	

MISSOURI PROP. D

Vote For 1			
Total Votes	527		
YES	160	30.36%	
NO	367	69.64%	

MISSOURI AMENDMENT 3

Vote For 1			
Total Votes	526		
YES	121	23.00%	
NO	405	77.00%	

MISSOURI AMENDMENT 4

Vote For 1			
Total Votes	503		
YES	190	37.77%	
NO	313	62.23%	

MISSOURI PROP. B

Vote For 1			
Total Votes	526		
YES	238	45.25%	
NO	288	54.75%	

MISSOURI PROP. C

Vote For 1			
Total Votes	521		
YES	175	33.59%	
NO	346	66.41%	

*Carla Esch*  
*Jim Russell*

Registered Voters 1,808 - Total Ballots 1,141 : 63.11%

U.S. SENATOR		
Vote For 1		
Total Votes	1,137	
JOSH HAWLEY (REP)	817	71.86%
CLAIRE McCASKILL (DEM)	285	25.07%
JAPHETH CAMPBELL (LIB)	15	1.32%
JO CRAIN (GRN)	4	0.35%
CRAIG O'DEAR (IND)	16	1.41%
WRITE IN	0	0%

STATE REP. DIST. 140		
Vote For 1		
Total Votes	1,116	
LYNN MORRIS (REP)	846	75.81%
TONY SMITH (DEM)	243	21.77%
ROBERT DEBBAUT (GRN)	24	2.15%
WRITE IN	3	0.27%

STATE AUDITOR		
Vote For 1		
Total Votes	1,121	
SAUNDRA McDOWELL (REP)	635	56.65%
NICOLE GALLOWAY (DEM)	433	38.63%
SEAN O'TOOLE (LIB)	33	2.94%
DON FITZ (GRN)	3	0.27%
JACOB LUETKEMEYER (CST)	16	1.43%
WRITE IN	1	0.09%

CIRCUIT JUDGE, CIR. 38 DIV. 1		
Vote For 1		
Total Votes	954	
LAURA JOHNSON (REP)	945	99.06%
WRITE IN	9	0.94%

U.S. REP. DIST. 7		
Vote For 1		
Total Votes	1,130	
BILLY LONG (REP)	802	70.97%
JAMIE DANIEL SCHOOLCRAFT (DEM)	284	25.13%
BENJAMIN T. BRIXEY (LIB)	44	3.89%
WRITE IN	0	0%

ASSOC. CIRCUIT JUDGE, DIV. 3		
Vote For 1		
Total Votes	954	
JESSICA L. KRUSE (REP)	945	99.06%
WRITE IN	9	0.94%

ASSOC. CIRCUIT JUDGE, DIV. 4		
Vote For 1		
Total Votes	955	
DOUG BACON (REP)	947	99.16%
WRITE IN	8	0.84%

STATE SENATOR DIST. 20		
Vote For 1		
Total Votes	1,112	
ERIC W. BURLISON (REP)	861	77.43%
JIM BILLEDO (DEM)	250	22.48%
WRITE IN	1	0.09%

PRESIDING COMMISSIONER		
Vote For 1		
Total Votes	1,093	
RALPH PHILLIPS (REP)	866	79.23%
BOB RUBINO (DEM)	226	20.68%
WRITE IN	1	0.09%

*Carla Esch*  
*Jim Russek*

Precinct Summary Report  
 GENERAL ELECTION - NOVEMBER 6, 2018  
 CHRISTIAN COUNTY, MISSOURI  
 NOVEMBER ELECTIONS  
 2. WEST BENTON / 14. LINDEN  
 OFFICIAL RETURNS

Date: 11/9/2018  
 Time: 2:39:47 PM  
 Page 2/3

Registered Voters 1,808 - Total Ballots 1,141 : 63.11%

COUNTY CLERK

Vote For 1			
Total Votes	953		
KAY BROWN (REP)	947	99.37%	
WRITE IN	6	0.63%	

COUNTY AUDITOR

Vote For 1			
Total Votes	925		
AMY DENT (REP)	919	99.35%	
WRITE IN	6	0.65%	

CIRCUIT CLERK

Vote For 1			
Total Votes	939		
BARBIE BARNETT-STILLINGS (REP)	933	99.36%	
WRITE IN	6	0.64%	

JUDGE W. BRENT POWELL SUPREME COURT

Vote For 1			
Total Votes	990		
YES	835	84.34%	
NO	155	15.66%	

RECORDER OF DEEDS

Vote For 1			
Total Votes	935		
KELLY BLUNT HALL (REP)	929	99.36%	
WRITE IN	6	0.64%	

JUDGE MARY RHODES RUSSELL SUPREME COURT

Vote For 1			
Total Votes	981		
YES	762	77.68%	
NO	219	22.32%	

COLLECTOR OF REVENUE

Vote For 1			
Total Votes	955		
TED NICHOLS (REP)	948	99.27%	
WRITE IN	7	0.73%	

JUDGE JEFFREY BATES APPEALS COURT SOUTHERN DIST

Vote For 1			
Total Votes	979		
YES	772	78.86%	
NO	207	21.14%	

PROSECUTING ATTORNEY

Vote For 1			
Total Votes	928		
AMY J. FITE (REP)	920	99.14%	
WRITE IN	8	0.86%	

MISSOURI AMENDMENT 1

Vote For 1			
Total Votes	1,107		
YES	588	53.12%	
NO	519	46.88%	

*Carla Esch*  
*Ann Bussey*

Precinct Summary Report  
GENERAL ELECTION - NOVEMBER 6, 2018  
CHRISTIAN COUNTY, MISSOURI  
NOVEMBER ELECTIONS  
2. WEST BENTON / 14. LINDEN  
OFFICIAL RETURNS

Date: 11/9/2018  
Time: 2:39:47 PM  
Page 3/3

Registered Voters 1,808 - Total Ballots 1,141 : 63.11%

MISSOURI AMENDMENT 2

Vote For 1 Total Votes	1,126		
YES	568	50.44%	
NO	558	49.56%	

MISSOURI PROP. D

Vote For 1 Total Votes	1,124		
YES	503	44.75%	
NO	621	55.25%	

MISSOURI AMENDMENT 3

Vote For 1 Total Votes	1,120		
YES	245	21.88%	
NO	875	78.12%	

MISSOURI AMENDMENT 4



Vote For 1 Total Votes	1,062		
YES	504	47.46%	
NO	558	52.54%	

MISSOURI PROP. B

Vote For 1 Total Votes	1,126		
YES	521	46.27%	
NO	605	53.73%	

MISSOURI PROP. C

Vote For 1 Total Votes	1,108		
YES	360	32.49%	
NO	748	67.51%	

*Carl Essick*   
*Jim Russel* 



Registered Voters 631 - Total Ballots 371 : 58.80%

**U.S. SENATOR**

Vote For 1			
Total Votes	368		
JOSH HAWLEY (REP)	289	78.53%	
CLAIRE McCASKILL (DEM)	74	20.11%	
JAPHETH CAMPBELL (LIB)	1	0.27%	
JO CRAIN (GRN)	1	0.27%	
CRAIG O'DEAR (IND)	3	0.82%	
WRITE IN	0	0%	

**STATE AUDITOR**

Vote For 1			
Total Votes	365		
SAUNDRA McDOWELL (REP)	244	66.85%	
NICOLE GALLOWAY (DEM)	104	28.49%	
SEAN O'TOOLE (LIB)	9	2.47%	
DON FITZ (GRN)	0	0%	
JACOB LUETKEMEYER (CST)	8	2.19%	
WRITE IN	0	0%	

**U.S. REP. DIST. 7**

Vote For 1			
Total Votes	369		
BILLY LONG (REP)	290	78.59%	
JAMIE DANIEL SCHOOLCRAFT (DEM)	70	18.97%	
BENJAMIN T. BRIXEY (LIB)	9	2.44%	
WRITE IN	0	0%	

**STATE SENATOR DIST. 20**

Vote For 1			
Total Votes	361		
ERIC W. BURLISON (REP)	289	80.06%	
JIM BILLED0 (DEM)	72	19.94%	
WRITE IN	0	0%	

**STATE REP. DIST. 140**

Vote For 1			
Total Votes	364		
LYNN MORRIS (REP)	292	80.22%	
TONY SMITH (DEM)	65	17.86%	
ROBERT DEBBAUT (GRN)	7	1.92%	
WRITE IN	0	0%	

**CIRCUIT JUDGE, CIR. 38 DIV. 1**

Vote For 1			
Total Votes	308		
LAURA JOHNSON (REP)	303	98.38%	
WRITE IN	5	1.62%	

**ASSOC. CIRCUIT JUDGE, DIV. 3**

Vote For 1			
Total Votes	310		
JESSICA L. KRUSE (REP)	306	98.71%	
WRITE IN	4	1.29%	

**ASSOC. CIRCUIT JUDGE, DIV. 4**

Vote For 1			
Total Votes	310		
DOUG BACON (REP)	307	99.03%	
WRITE IN	3	0.97%	

**PRESIDING COMMISSIONER**

Vote For 1			
Total Votes	361		
RALPH PHILLIPS (REP)	299	82.83%	
BOB RUBINO (DEM)	61	16.90%	
WRITE IN	1	0.28%	

*Carle Cassin*  
*Jim Lunsford*

*[Signature]*

Registered Voters 631 - Total Ballots 371 : 58.80%

**COUNTY CLERK**

Vote For 1			
Total Votes	319		
KAY BROWN (REP)	314	98.43%	
WRITE IN	5	1.57%	

**COUNTY AUDITOR**

Vote For 1			
Total Votes	307		
AMY DENT (REP)	303	98.70%	
WRITE IN	4	1.30%	

**CIRCUIT CLERK**

Vote For 1			
Total Votes	313		
BARBIE BARNETT-STILLINGS (REP)	309	98.72%	
WRITE IN	4	1.28%	

**JUDGE W. BRENT POWELL SUPREME COURT**

Vote For 1			
Total Votes	326		
YES	276	84.66%	
NO	50	15.34%	

**RECORDER OF DEEDS**

Vote For 1			
Total Votes	312		
KELLY BLUNT HALL (REP)	306	98.08%	
WRITE IN	6	1.92%	

**JUDGE MARY RHODES RUSSELL SUPREME COURT**

Vote For 1			
Total Votes	323		
YES	253	78.33%	
NO	70	21.67%	

**COLLECTOR OF REVENUE**

Vote For 1			
Total Votes	319		
TED NICHOLS (REP)	313	98.12%	
WRITE IN	6	1.88%	

**JUDGE JEFFREY BATES APPEALS COURT SOUTHERN DIST**

Vote For 1			
Total Votes	323		
YES	261	80.80%	
NO	62	19.20%	

**PROSECUTING ATTORNEY**

Vote For 1			
Total Votes	309		
AMY J. FITE (REP)	303	98.06%	
WRITE IN	6	1.94%	

**MISSOURI AMENDMENT 1**

Vote For 1			
Total Votes	357		
YES	185	51.82%	
NO	172	48.18%	

*Carl Esch*  
*Tom Boney*

Registered Voters 631 - Total Ballots 371 : 58.80%

**MISSOURI AMENDMENT 2**

Vote For 1			
Total Votes	364		
YES	177	48.63%	
NO	187	51.37%	

**MISSOURI PROP. D**

Vote For 1			
Total Votes	364		
YES	90	24.73%	
NO	274	75.27%	

**MISSOURI AMENDMENT 3**

Vote For 1			
Total Votes	361		
YES	97	26.87%	
NO	264	73.13%	

**MISSOURI AMENDMENT 4**


Vote For 1			
Total Votes	352		
YES	154	43.75%	
NO	198	56.25%	

**MISSOURI PROP. B**

Vote For 1			
Total Votes	359		
YES	173	48.19%	
NO	186	51.81%	

**MISSOURI PROP. C**

Vote For 1			
Total Votes	358		
YES	121	33.80%	
NO	237	66.20%	

*Carl Essick*  
*Eric Lunsford*  


Registered Voters 2,535 - Total Ballots 1,493 : 58.90%

U.S. SENATOR		
Vote For 1		
Total Votes	1,485	
JOSH HAWLEY (REP)	1,019	68.62%
CLAIRE McCASKILL (DEM)	432	29.09%
JAPHETH CAMPBELL (LIB)	12	0.81%
JO CRAIN (GRN)	8	0.54%
CRAIG O'DEAR (IND)	13	0.88%
WRITE IN	1	0.07%

STATE REP. DIST. 140		
Vote For 1		
Total Votes	1,451	
LYNN MORRIS (REP)	1,043	71.88%
TONY SMITH (DEM)	365	25.16%
ROBERT DEBBAUT (GRN)	40	2.76%
WRITE IN	3	0.21%

STATE AUDITOR		
Vote For 1		
Total Votes	1,462	
SAUNDRA McDOWELL (REP)	840	57.46%
NICOLE GALLOWAY (DEM)	574	39.26%
SEAN O'TOOLE (LIB)	25	1.71%
DON FITZ (GRN)	9	0.62%
JACOB LUETKEMEYER (CST)	12	0.82%
WRITE IN	2	0.14%

CIRCUIT JUDGE, CIR. 38 DIV. 1		
Vote For 1		
Total Votes	1,263	
LAURA JOHNSON (REP)	1,244	98.50%
WRITE IN	19	1.50%

U.S. REP. DIST. 7		
Vote For 1		
Total Votes	1,476	
BILLY LONG (REP)	1,010	68.43%
JAMIE DANIEL SCHOOLCRAFT (DEM)	411	27.85%
BENJAMIN T. BRIXEY (LIB)	53	3.59%
WRITE IN	2	0.14%

ASSOC. CIRCUIT JUDGE, DIV. 3		
Vote For 1		
Total Votes	1,254	
JESSICA L. KRUSE (REP)	1,231	98.17%
WRITE IN	23	1.83%

STATE SENATOR DIST. 20		
Vote For 1		
Total Votes	1,454	
ERIC W. BURLISON (REP)	1,056	72.63%
JIM BILLEDO (DEM)	396	27.24%
WRITE IN	2	0.14%

ASSOC. CIRCUIT JUDGE, DIV. 4		
Vote For 1		
Total Votes	1,248	
DOUG BACON (REP)	1,224	98.08%
WRITE IN	24	1.92%

PRESIDING COMMISSIONER		
Vote For 1		
Total Votes	1,439	
RALPH PHILLIPS (REP)	1,073	74.57%
BOB RUBINO (DEM)	363	25.23%
WRITE IN	3	0.21%

*Carole Cassin*  
*Tom Russell*

Registered Voters 2,535 - Total Ballots 1,493 : 58.90%

COUNTY CLERK			
Vote For 1			
Total Votes	1,264		
KAY BROWN (REP)	1,247	98.66%	
WRITE IN	17	1.34%	

COUNTY AUDITOR			
Vote For 1			
Total Votes	1,239		
AMY DENT (REP)	1,224	98.79%	
WRITE IN	15	1.21%	

CIRCUIT CLERK			
Vote For 1			
Total Votes	1,243		
BARBIE BARNETT-STILLINGS (REP)	1,222	98.31%	
WRITE IN	21	1.69%	

JUDGE W. BRENT POWELL SUPREME COURT			
Vote For 1			
Total Votes	1,280		
YES	1,035	80.86%	
NO	245	19.14%	

RECORDER OF DEEDS			
Vote For 1			
Total Votes	1,239		
KELLY BLUNT HALL (REP)	1,225	98.87%	
WRITE IN	14	1.13%	

JUDGE MARY RHODES RUSSELL SUPREME COURT			
Vote For 1			
Total Votes	1,272		
YES	989	77.75%	
NO	283	22.25%	

COLLECTOR OF REVENUE			
Vote For 1			
Total Votes	1,250		
TED NICHOLS (REP)	1,234	98.72%	
WRITE IN	16	1.28%	

JUDGE JEFFREY BATES APPEALS COURT SOUTHERN DIST			
Vote For 1			
Total Votes	1,268		
YES	981	77.37%	
NO	287	22.63%	

PROSECUTING ATTORNEY			
Vote For 1			
Total Votes	1,238		
AMY J. FITE (REP)	1,218	98.38%	
WRITE IN	20	1.62%	

MISSOURI AMENDMENT 1			
Vote For 1			
Total Votes	1,444		
YES	839	58.10%	
NO	605	41.90%	

*Carla Essick*  
*Jim Jones*

Precinct Summary Report  
GENERAL ELECTION - NOVEMBER 6, 2018  
CHRISTIAN COUNTY, MISSOURI  
NOVEMBER ELECTIONS  
5. RIVERSIDE #1  
OFFICIAL RETURNS

Date: 11/9/2018  
Time: 2:39:47 PM  
Page 3/3

Registered Voters 2,535 - Total Ballots 1,493 : 58.90%

MISSOURI AMENDMENT 2			
Vote For 1			
Total Votes	1,483		
YES	819	55.23%	
NO	664	44.77%	

MISSOURI PROP. D			
Vote For 1			
Total Votes	1,460		
YES	679	46.51%	
NO	781	53.49%	

MISSOURI AMENDMENT 3			
Vote For 1			
Total Votes	1,465		
YES	327	22.32%	
NO	1,138	77.68%	

MISSOURI AMENDMENT 4			
Vote For 1			
Total Votes	1,402		
YES	665	47.43%	
NO	737	52.57%	

MISSOURI PROP. B			
Vote For 1			
Total Votes	1,467		
YES	749	51.06%	
NO	718	48.94%	

MISSOURI PROP. C			
Vote For 1			
Total Votes	1,455		
YES	504	34.64%	
NO	951	65.36%	

*Carla Esquivel*  
*Ann Dwyer*

Registered Voters 2,578 - Total Ballots 1,382 : 53.61%

**U.S. SENATOR**

Vote For 1 Total Votes	1,376	
JOSH HAWLEY (REP)	954	69.33%
CLAIRE McCASKILL (DEM)	377	27.40%
JAPHETH CAMPBELL (LIB)	21	1.53%
JO CRAIN (GRN)	8	0.58%
CRAIG O'DEAR (IND)	13	0.94%
WRITE IN	3	0.22%

**STATE AUDITOR**

Vote For 1 Total Votes	1,357	
SAUNDRA McDOWELL (REP)	799	58.88%
NICOLE GALLOWAY (DEM)	489	36.04%
SEAN O'TOOLE (LIB)	45	3.32%
DON FITZ (GRN)	9	0.66%
JACOB LUETKEMEYER (CST)	14	1.03%
WRITE IN	1	0.07%

**U.S. REP. DIST. 7**

Vote For 1 Total Votes	1,356	
BILLY LONG (REP)	939	69.25%
JAMIE DANIEL SCHOOLCRAFT (DEM)	362	26.70%
BENJAMIN T. BRIXEY (LIB)	53	3.91%
WRITE IN	2	0.15%

**STATE SENATOR DIST. 20**

Vote For 1 Total Votes	1,354	
ERIC W. BURLISON (REP)	993	73.34%
JIM BILLED0 (DEM)	360	26.59%
WRITE IN	1	0.07%

**STATE REP. DIST. 140**

Vote For 1 Total Votes	1,347	
LYNN MORRIS (REP)	991	73.57%
TONY SMITH (DEM)	312	23.16%
ROBERT DEBBAUT (GRN)	43	3.19%
WRITE IN	1	0.07%

**CIRCUIT JUDGE, CIR. 38 DIV. 1**

Vote For 1 Total Votes	1,207	
LAURA JOHNSON (REP)	1,189	98.51%
WRITE IN	18	1.49%

**ASSOC. CIRCUIT JUDGE, DIV. 3**

Vote For 1 Total Votes	1,201	
JESSICA L. KRUSE (REP)	1,188	98.92%
WRITE IN	13	1.08%

**ASSOC. CIRCUIT JUDGE, DIV. 4**

Vote For 1 Total Votes	1,205	
DOUG BACON (REP)	1,190	98.76%
WRITE IN	15	1.24%

**PRESIDING COMMISSIONER**

Vote For 1 Total Votes	1,345	
RALPH PHILLIPS (REP)	1,011	75.17%
BOB RUBINO (DEM)	331	24.61%
WRITE IN	3	0.22%

*Carla Espino*  
*Eric Daniel*

Registered Voters 2,578 - Total Ballots 1,382 : 53.61%

COUNTY CLERK			
Vote For 1			
Total Votes	1,206		
KAY BROWN (REP)	1,189	98.59%	
WRITE IN	17	1.41%	

COUNTY AUDITOR			
Vote For 1			
Total Votes	1,195		
AMY DENT (REP)	1,183	99.00%	
WRITE IN	12	1.00%	

CIRCUIT CLERK			
Vote For 1			
Total Votes	1,195		
BARBIE BARNETT-STILLINGS (REP)	1,177	98.49%	
WRITE IN	18	1.51%	

JUDGE W. BRENT POWELL SUPREME COURT			
Vote For 1			
Total Votes	1,233		
YES	1,033	83.78%	
NO	200	16.22%	

RECORDER OF DEEDS			
Vote For 1			
Total Votes	1,201		
KELLY BLUNT HALL (REP)	1,186	98.75%	
WRITE IN	15	1.25%	

JUDGE MARY RHODES RUSSELL SUPREME COURT			
Vote For 1			
Total Votes	1,221		
YES	956	78.30%	
NO	265	21.70%	

COLLECTOR OF REVENUE			
Vote For 1			
Total Votes	1,209		
TED NICHOLS (REP)	1,195	98.84%	
WRITE IN	14	1.16%	

JUDGE JEFFREY BATES APPEALS COURT SOUTHERN DIST			
Vote For 1			
Total Votes	1,215		
YES	946	77.86%	
NO	269	22.14%	

PROSECUTING ATTORNEY			
Vote For 1			
Total Votes	1,196		
AMY J. FITE (REP)	1,174	98.16%	
WRITE IN	22	1.84%	

MISSOURI AMENDMENT 1			
Vote For 1			
Total Votes	1,353		
YES	828	61.20%	
NO	525	38.80%	

*Carl Cass* *[Signature]*  
*Ann Dunsen* *[Signature]*



Registered Voters 2,578 - Total Ballots 1,382 : 53.61%

MISSOURI AMENDMENT 2

Vote For 1 Total Votes	1,371		
YES	821	59.88%	
NO	550	40.12%	

MISSOURI PROP. D

Vote For 1 Total Votes	1,365		
YES	609	44.62%	
NO	756	55.38%	

MISSOURI AMENDMENT 3

Vote For 1 Total Votes	1,364		
YES	342	25.07%	
NO	1,022	74.93%	

MISSOURI AMENDMENT 4

Vote For 1 Total Votes	1,318		
YES	661	50.15%	
NO	657	49.85%	

MISSOURI PROP. B

Vote For 1 Total Votes	1,365		
YES	688	50.40%	
NO	677	49.60%	

MISSOURI PROP. C

Vote For 1 Total Votes	1,359		
YES	520	38.26%	
NO	839	61.74%	

*Carle Cassidy*  
*Ann Russell*

Precinct Summary Report  
 GENERAL ELECTION - NOVEMBER 6, 2018  
 CHRISTIAN COUNTY, MISSOURI  
 NOVEMBER ELECTIONS  
 7. WEST FINLEY  
 OFFICIAL RETURNS

Date: 11/9/2018  
 Time: 2:39:48 PM  
 Page 1/3

Registered Voters 3,194 - Total Ballots 1,708 : 53.48%

U.S. SENATOR		
Vote For 1		
Total Votes	1,697	
JOSH HAWLEY (REP)	1,152	67.88%
CLAIRE McCASKILL (DEM)	464	27.34%
JAPHETH CAMPBELL (LIB)	32	1.89%
JO CRAIN (GRN)	13	0.77%
CRAIG O'DEAR (IND)	35	2.06%
WRITE IN	1	0.06%

STATE REP. DIST. 140		
Vote For 1		
Total Votes	1,658	
LYNN MORRIS (REP)	1,207	72.80%
TONY SMITH (DEM)	407	24.55%
ROBERT DEBBAUT (GRN)	43	2.59%
WRITE IN	1	0.06%

STATE AUDITOR		
Vote For 1		
Total Votes	1,665	
SAUNDRA McDOWELL (REP)	966	58.02%
NICOLE GALLOWAY (DEM)	602	36.16%
SEAN O'TOOLE (LIB)	63	3.78%
DON FITZ (GRN)	14	0.84%
JACOB LUETKEMEYER (CST)	19	1.14%
WRITE IN	1	0.06%

CIRCUIT JUDGE, CIR. 38 DIV. 1		
Vote For 1		
Total Votes	1,492	
LAURA JOHNSON (REP)	1,470	98.53%
WRITE IN	22	1.47%

U.S. REP. DIST. 7		
Vote For 1		
Total Votes	1,674	
BILLY LONG (REP)	1,152	68.82%
JAMIE DANIEL SCHOOLCRAFT (DEM)	441	26.34%
BENJAMIN T. BRIXEY (LIB)	79	4.72%
WRITE IN	2	0.12%

ASSOC. CIRCUIT JUDGE, DIV. 3		
Vote For 1		
Total Votes	1,476	
JESSICA L. KRUSE (REP)	1,460	98.92%
WRITE IN	16	1.08%

STATE SENATOR DIST. 20		
Vote For 1		
Total Votes	1,663	
ERIC W. BURLISON (REP)	1,233	74.14%
JIM BILLEDO (DEM)	426	25.62%
WRITE IN	4	0.24%

ASSOC. CIRCUIT JUDGE, DIV. 4		
Vote For 1		
Total Votes	1,473	
DOUG BACON (REP)	1,457	98.91%
WRITE IN	16	1.09%

PRESIDING COMMISSIONER		
Vote For 1		
Total Votes	1,650	
RALPH PHILLIPS (REP)	1,238	75.03%
BOB RUBINO (DEM)	408	24.73%
WRITE IN	4	0.24%

*Carole County Clerk*  
*Ann Russell*

*[Signature]*

Registered Voters 3,194 - Total Ballots 1,708 : 53.48%

**COUNTY CLERK**

Vote For 1 Total Votes	1,468	
KAY BROWN (REP)	1,455	99.11%
WRITE IN	13	0.89%

**COUNTY AUDITOR**

Vote For 1 Total Votes	1,457	
AMY DENT (REP)	1,446	99.25%
WRITE IN	11	0.75%

**CIRCUIT CLERK**

Vote For 1 Total Votes	1,469	
BARBIE BARNETT-STILLINGS - (REP)	1,457	99.18%
WRITE IN	12	0.82%

**JUDGE W. BRENT POWELL SUPREME COURT**

Vote For 1 Total Votes	1,497	
YES	1,224	81.76%
NO	273	18.24%

**RECORDER OF DEEDS**

Vote For 1 Total Votes	1,464	
KELLY BLUNT HALL (REP)	1,452	99.18%
WRITE IN	12	0.82%

**JUDGE MARY RHODES RUSSELL SUPREME COURT**

Vote For 1 Total Votes	1,483	
YES	1,123	75.72%
NO	360	24.28%

**COLLECTOR OF REVENUE**

Vote For 1 Total Votes	1,476	
TED NICHOLS (REP)	1,464	99.19%
WRITE IN	12	0.81%

**JUDGE JEFFREY BATES APPEALS COURT  
SOUTHERN DIST**

Vote For 1 Total Votes	1,484	
YES	1,138	76.68%
NO	346	23.32%

**PROSECUTING ATTORNEY**

Vote For 1 Total Votes	1,443	
AMY J. FITE (REP)	1,427	98.89%
WRITE IN	16	1.11%

**MISSOURI AMENDMENT 1**

Vote For 1 Total Votes	1,667	
YES	970	58.19%
NO	697	41.81%

*Carl Essert*  
*Don Dussert*

Precinct Summary Report  
GENERAL ELECTION - NOVEMBER 6, 2018  
CHRISTIAN COUNTY, MISSOURI  
NOVEMBER ELECTIONS  
7. WEST FINLEY  
OFFICIAL RETURNS

Date: 11/9/2018  
Time: 2:39:48 PM  
Page 3/3

Registered Voters 3,194 - Total Ballots 1,708 : 53.48%

MISSOURI AMENDMENT 2

Vote For 1 Total Votes	1,698		
YES	1,002	59.01%	
NO	696	40.99%	

MISSOURI PROP. D

Vote For 1 Total Votes	1,680		
YES	699	41.61%	
NO	981	58.39%	

MISSOURI AMENDMENT 3

Vote For 1 Total Votes	1,679		
YES	376	22.39%	
NO	1,303	77.61%	

MISSOURI AMENDMENT 4

Vote For 1 Total Votes	1,607		
YES	762	47.42%	
NO	845	52.58%	

MISSOURI PROP. B

Vote For 1 Total Votes	1,684		
YES	882	52.38%	
NO	802	47.62%	

MISSOURI PROP. C

Vote For 1 Total Votes	1,677		
YES	628	37.45%	
NO	1,049	62.55%	

*Carl Esch*  
*Tom Russell*

Registered Voters 4,545 - Total Ballots 2,496 : 54.92%

**U.S. SENATOR**

Vote For 1			
Total Votes	2,485		
JOSH HAWLEY (REP)	1,707	68.69%	
CLAIRE McCASKILL (DEM)	680	27.36%	
JAPHETH CAMPBELL (LIB)	38	1.53%	
JO CRAIN (GRN)	15	0.60%	
CRAIG O'DEAR (IND)	42	1.69%	
WRITE IN	3	0.12%	

**STATE REP. DIST. 140**

Vote For 1			
Total Votes	2,431		
LYNN MORRIS (REP)	1,747	71.86%	
TONY SMITH (DEM)	605	24.89%	
ROBERT DEBBAUT (GRN)	75	3.09%	
WRITE IN	4	0.16%	

**STATE AUDITOR**

Vote For 1			
Total Votes	2,440		
SAUNDRA McDOWELL (REP)	1,406	57.62%	
NICOLE GALLOWAY (DEM)	923	37.83%	
SEAN O'TOOLE (LIB)	65	2.66%	
DON FITZ (GRN)	20	0.82%	
JACOB LUETKEMEYER (CST)	24	0.98%	
WRITE IN	2	0.08%	

**CIRCUIT JUDGE, CIR. 38 DIV. 1**

Vote For 1			
Total Votes	2,123		
LAURA JOHNSON (REP)	2,103	99.06%	
WRITE IN	20	0.94%	

**U.S. REP. DIST. 7**

Vote For 1			
Total Votes	2,457		
BILLY LONG (REP)	1,699	69.15%	
JAMIE DANIEL SCHOOLCRAFT (DEM)	660	26.86%	
BENJAMIN T. BRIXEY (LIB)	95	3.87%	
WRITE IN	3	0.12%	

**ASSOC. CIRCUIT JUDGE, DIV. 3**

Vote For 1			
Total Votes	2,135		
JESSICA L. KRUSE (REP)	2,118	99.20%	
WRITE IN	17	0.80%	

**ASSOC. CIRCUIT JUDGE, DIV. 4**

Vote For 1			
Total Votes	2,128		
DOUG BACON (REP)	2,110	99.15%	
WRITE IN	18	0.85%	

**STATE SENATOR DIST. 20**

Vote For 1			
Total Votes	2,427		
ERIC W. BURLISON (REP)	1,810	74.58%	
JIM BILLED0 (DEM)	615	25.34%	
WRITE IN	2	0.08%	

**PRESIDING COMMISSIONER**

Vote For 1			
Total Votes	2,414		
RALPH PHILLIPS (REP)	1,858	76.97%	
BOB RUBINO (DEM)	556	23.03%	
WRITE IN	0	0%	

*Carla Esenter*  
*Sia Russell*

Registered Voters 4,545 - Total Ballots 2,496 : 54.92%

**COUNTY CLERK**

Vote For 1 Total Votes	2,138	
KAY BROWN (REP)	2,116	98.97%
WRITE IN	22	1.03%

**COUNTY AUDITOR**

Vote For 1 Total Votes	2,089	
AMY DENT (REP)	2,071	99.14%
WRITE IN	18	0.86%

**CIRCUIT CLERK**

Vote For 1 Total Votes	2,111	
BARBIE BARNETT-STILLINGS (REP)	2,091	99.05%
WRITE IN	20	0.95%

**JUDGE W. BRENT POWELL SUPREME COURT**

Vote For 1 Total Votes	2,127	
YES	1,768	83.12%
NO	359	16.88%

**RECORDER OF DEEDS**

Vote For 1 Total Votes	2,102	
KELLY BLUNT HALL (REP)	2,081	99.00%
WRITE IN	21	1.00%

**JUDGE MARY RHODES RUSSELL SUPREME COURT**

Vote For 1 Total Votes	2,108	
YES	1,660	78.75%
NO	448	21.25%

**COLLECTOR OF REVENUE**

Vote For 1 Total Votes	2,111	
TED NICHOLS (REP)	2,095	99.24%
WRITE IN	16	0.76%

**JUDGE JEFFREY BATES APPEALS COURT  
SOUTHERN DIST**

Vote For 1 Total Votes	2,103	
YES	1,665	79.17%
NO	438	20.83%

**PROSECUTING ATTORNEY**

Vote For 1 Total Votes	2,085	
AMY J. FITE (REP)	2,062	98.90%
WRITE IN	23	1.10%

**MISSOURI AMENDMENT 1**

Vote For 1 Total Votes	2,427	
YES	1,399	57.64%
NO	1,028	42.36%

*Carla Esch* *[Signature]*  
*Don Russell* *[Signature]*

Precinct Summary Report  
 GENERAL ELECTION - NOVEMBER 6, 2018  
 CHRISTIAN COUNTY, MISSOURI  
 NOVEMBER ELECTIONS  
 8. EAST FINLEY  
 OFFICIAL RETURNS

Date: 11/9/2018  
 Time: 2:39:48 PM  
 Page 3/3

Registered Voters 4,545 - Total Ballots 2,496 : 54.92%

MISSOURI AMENDMENT 2			
Vote For 1			
Total Votes	2,460		
YES	1,457	59.23%	
NO	1,003	40.77%	

MISSOURI PROP. D			
Vote For 1			
Total Votes	2,444		
YES	1,001	40.96%	
NO	1,443	59.04%	


MISSOURI AMENDMENT 3			
Vote For 1			
Total Votes	2,440		
YES	595	24.39%	
NO	1,845	75.61%	

MISSOURI AMENDMENT 4			
Vote For 1			
Total Votes	2,323		
YES	1,136	48.90%	
NO	1,187	51.10%	

MISSOURI PROP. B			
Vote For 1			
Total Votes	2,446		
YES	1,295	52.94%	
NO	1,151	47.06%	

MISSOURI PROP. C			
Vote For 1			
Total Votes	2,434		
YES	905	37.18%	
NO	1,529	62.82%	

*Casey Esau*  
*Dir. Runner*



Precinct Summary Report  
 GENERAL ELECTION - NOVEMBER 6, 2018  
 CHRISTIAN COUNTY, MISSOURI  
 NOVEMBER ELECTIONS  
 9. NORTH GALLOWAY  
 OFFICIAL RETURNS

Date: 11/9/2018  
 Time: 2:39:48 PM  
 Page 1/3

Registered Voters 2,768 - Total Ballots 1,608 : 58.09%

**U.S. SENATOR**

Vote For 1		
Total Votes	1,601	
JOSH HAWLEY (REP)	1,177	73.52%
CLAIRE McCASKILL (DEM)	368	22.99%
JAPHETH CAMPBELL (LIB)	20	1.25%
JO CRAIN (GRN)	8	0.50%
CRAIG O'DEAR (IND)	28	1.75%
WRITE IN	0	0%

**STATE REP. DIST. 139**

Vote For 1		
Total Votes	1,351	
JERED TAYLOR (REP)	1,078	79.79%
CORA HANF (DEM)	270	19.99%
WRITE IN	3	0.22%

**STATE AUDITOR**

Vote For 1		
Total Votes	1,573	
SAUNDRA McDOWELL (REP)	952	60.52%
NICOLE GALLOWAY (DEM)	538	34.20%
SEAN O'TOOLE (LIB)	47	2.99%
DON FITZ (GRN)	13	0.83%
JACOB LUETKEMEYER (CST)	23	1.46%
WRITE IN	0	0%

**STATE REP. DIST. 140**

Vote For 1		
Total Votes	218	
LYNN MORRIS (REP)	160	73.39%
TONY SMITH (DEM)	54	24.77%
ROBERT DEBBAUT (GRN)	3	1.38%
WRITE IN	1	0.46%

**U.S. REP. DIST. 7**

Vote For 1		
Total Votes	1,587	
BILLY LONG (REP)	1,169	73.66%
JAMIE DANIEL SCHOOLCRAFT (DEM)	359	22.62%
BENJAMIN T. BRIXEY (LIB)	59	3.72%
WRITE IN	0	0%

**CIRCUIT JUDGE, CIR. 38 DIV. 1**

Vote For 1		
Total Votes	1,366	
LAURA JOHNSON (REP)	1,350	98.83%
WRITE IN	16	1.17%

**ASSOC. CIRCUIT JUDGE, DIV. 3**

Vote For 1		
Total Votes	1,354	
JESSICA L. KRUSE (REP)	1,340	98.97%
WRITE IN	14	1.03%

**STATE SENATOR DIST. 20**

Vote For 1		
Total Votes	1,565	
ERIC W. BURLISON (REP)	1,239	79.17%
JIM BILLED0 (DEM)	323	20.64%
WRITE IN	3	0.19%

**ASSOC. CIRCUIT JUDGE, DIV. 4**

Vote For 1		
Total Votes	1,363	
DOUG BACON (REP)	1,346	98.75%
WRITE IN	17	1.25%

*Carla Esch*  
*For District*



Registered Voters 2,768 - Total Ballots 1,608 : 58.09%

PRESIDING COMMISSIONER		
Vote For 1		
Total Votes	1,559	
RALPH PHILLIPS (REP)	1,246	79.92%
BOB RUBINO (DEM)	310	19.88%
WRITE IN	3	0.19%

COUNTY CLERK		
Vote For 1		
Total Votes	1,352	
KAY BROWN (REP)	1,346	99.56%
WRITE IN	6	0.44%

CIRCUIT CLERK		
Vote For 1		
Total Votes	1,362	
BARBIE BARNETT-STILLINGS (REP)	1,350	99.12%
WRITE IN	12	0.88%

RECORDER OF DEEDS		
Vote For 1		
Total Votes	1,347	
KELLY BLUNT HALL (REP)	1,338	99.33%
WRITE IN	9	0.67%

COLLECTOR OF REVENUE		
Vote For 1		
Total Votes	1,363	
TED NICHOLS (REP)	1,354	99.34%
WRITE IN	9	0.66%

PROSECUTING ATTORNEY		
Vote For 1		
Total Votes	1,329	
AMY J. FITE (REP)	1,315	98.95%
WRITE IN	14	1.05%

COUNTY AUDITOR		
Vote For 1		
Total Votes	1,353	
AMY DENT (REP)	1,348	99.63%
WRITE IN	5	0.37%

JUDGE W. BRENT POWELL SUPREME COURT		
Vote For 1		
Total Votes	1,384	
YES	1,134	81.94%
NO	250	18.06%

JUDGE MARY RHODES RUSSELL SUPREME COURT		
Vote For 1		
Total Votes	1,376	
YES	1,046	76.02%
NO	330	23.98%

JUDGE JEFFREY BATES APPEALS COURT SOUTHERN DIST		
Vote For 1		
Total Votes	1,366	
YES	1,058	77.45%
NO	308	22.55%

*Carla Esch*  
*Dir. Bureau*

*[Signature]*

Precinct Summary Report  
 GENERAL ELECTION - NOVEMBER 6, 2018  
 CHRISTIAN COUNTY, MISSOURI  
 NOVEMBER ELECTIONS  
 9. NORTH GALLOWAY  
 OFFICIAL RETURNS

Date: 11/9/2018  
 Time: 2:39:48 PM  
 Page 3/3

Registered Voters 2,768 - Total Ballots 1,608 : 58.09%

MISSOURI AMENDMENT 1			
Vote For 1			
Total Votes	1,577		
YES	880	55.80%	
NO	697	44.20%	

MISSOURI PROP. C			
Vote For 1			
Total Votes	1,573		
YES	583	37.06%	
NO	990	62.94%	

MISSOURI AMENDMENT 2			
Vote For 1			
Total Votes	1,590		
YES	860	54.09%	
NO	730	45.91%	

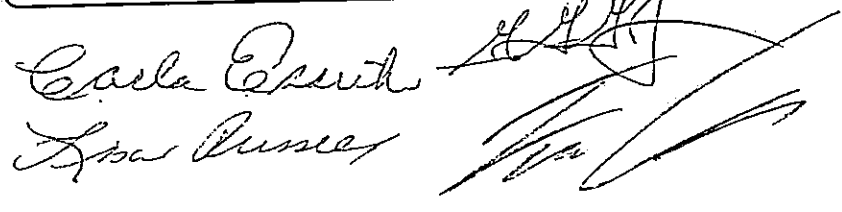
MISSOURI PROP. D			
Vote For 1			
Total Votes	1,584		
YES	628	39.65%	
NO	956	60.35%	

MISSOURI AMENDMENT 3			
Vote For 1			
Total Votes	1,579		
YES	383	24.26%	
NO	1,196	75.74%	

MISSOURI AMENDMENT 4			
Vote For 1			
Total Votes	1,515		
YES	706	46.60%	
NO	809	53.40%	

MISSOURI PROP. B			
Vote For 1			
Total Votes	1,579		
YES	811	51.36%	
NO	768	48.64%	

*Carla Esuth*  
*Lisa Ames*



Precinct Summary Report  
 GENERAL ELECTION - NOVEMBER 6, 2018  
 CHRISTIAN COUNTY, MISSOURI  
 NOVEMBER ELECTIONS  
 10. SOUTH GALLOWAY  
 OFFICIAL RETURNS

Date: 11/9/2018  
 Time: 2:39:48 PM  
 Page 1/3

Registered Voters 1,578 - Total Ballots 923 : 58.49%

**U.S. SENATOR**

Vote For 1		
Total Votes	917	
JOSH HAWLEY (REP)	697	76.01%
CLAIRE McCASKILL (DEM)	200	21.81%
JAPHETH CAMPBELL (LIB)	7	0.76%
JO CRAIN (GRN)	1	0.11%
CRAIG O'DEAR (IND)	11	1.20%
WRITE IN	1	0.11%

**STATE AUDITOR**

Vote For 1		
Total Votes	907	
SAUNDRA McDOWELL (REP)	572	63.07%
NICOLE GALLOWAY (DEM)	307	33.85%
SEAN O'TOOLE (LIB)	13	1.43%
DON FITZ (GRN)	5	0.55%
JACOB LUETKEMEYER (CST)	10	1.10%
WRITE IN	0	0%

**U.S. REP. DIST. 7**

Vote For 1		
Total Votes	911	
BILLY LONG (REP)	705	77.39%
JAMIE DANIEL SCHOOLCRAFT (DEM)	176	19.32%
BENJAMIN T. BRIXEY (LIB)	28	3.07%
WRITE IN	2	0.22%

**STATE SENATOR DIST. 20**

Vote For 1		
Total Votes	904	
ERIC W. BURLISON (REP)	734	81.19%
JIM BILLED0 (DEM)	170	18.81%
WRITE IN	0	0%

**STATE REP. DIST. 139**

Vote For 1		
Total Votes	780	
JERED TAYLOR (REP)	656	84.10%
CORA HANF (DEM)	124	15.90%
WRITE IN	0	0%

**STATE REP. DIST. 140**

Vote For 1		
Total Votes	119	
LYNN MORRIS (REP)	85	71.43%
TONY SMITH (DEM)	34	28.57%
ROBERT DEBBAUT (GRN)	0	0%
WRITE IN	0	0%

**CIRCUIT JUDGE, CIR. 38 DIV. 1**

Vote For 1		
Total Votes	799	
LAURA JOHNSON (REP)	790	98.87%
WRITE IN	9	1.13%

**ASSOC. CIRCUIT JUDGE, DIV. 3**

Vote For 1		
Total Votes	798	
JESSICA L. KRUSE (REP)	793	99.37%
WRITE IN	5	0.63%

**ASSOC. CIRCUIT JUDGE, DIV. 4**

Vote For 1		
Total Votes	796	
DOUG BACON (REP)	789	99.12%
WRITE IN	7	0.88%

*Carla Cassidy*  
*For Pinner*

Registered Voters 1,578 - Total Ballots 923 : 58.49%

**PRESIDING COMMISSIONER**

Vote For 1		
Total Votes	900	
RALPH PHILLIPS (REP)	734	81.56%
BOB RUBINO (DEM)	166	18.44%
WRITE IN	0	0%

**PROSECUTING ATTORNEY**

Vote For 1		
Total Votes	791	
AMY J. FITE (REP)	785	99.24%
WRITE IN	6	0.76%

**COUNTY CLERK**

Vote For 1		
Total Votes	800	
KAY BROWN (REP)	797	99.62%
WRITE IN	3	0.38%

**COUNTY AUDITOR**

Vote For 1		
Total Votes	797	
AMY DENT (REP)	794	99.62%
WRITE IN	3	0.38%

**CIRCUIT CLERK**

Vote For 1		
Total Votes	799	
BARBIE BARNETT-STILLINGS (REP)	796	99.62%
WRITE IN	3	0.38%

**JUDGE W. BRENT POWELL SUPREME COURT**

Vote For 1		
Total Votes	801	
YES	684	85.39%
NO	117	14.61%

**RECORDER OF DEEDS**

Vote For 1		
Total Votes	801	
KELLY BLUNT HALL (REP)	797	99.50%
WRITE IN	4	0.50%

**JUDGE MARY RHODES RUSSELL SUPREME COURT**


Vote For 1		
Total Votes	797	
YES	621	77.92%
NO	176	22.08%

**COLLECTOR OF REVENUE**

Vote For 1		
Total Votes	802	
TED NICHOLS (REP)	797	99.38%
WRITE IN	5	0.62%

**JUDGE JEFFREY BATES APPEALS COURT SOUTHERN DIST**

Vote For 1		
Total Votes	790	
YES	622	78.73%
NO	168	21.27%


  
 Carl Caserio
   
 Kenneth Zio Russell

Registered Voters 1,578 - Total Ballots 923 : 58.49%

MISSOURI AMENDMENT 1

Vote For 1			
Total Votes	895		
YES	473	52.85%	
NO	422	47.15%	

MISSOURI PROP. C

Vote For 1			
Total Votes	901		
YES	290	32.19%	
NO	611	67.81%	

MISSOURI AMENDMENT 2

Vote For 1			
Total Votes	913		
YES	444	48.63%	
NO	469	51.37%	

MISSOURI PROP. D

Vote For 1			
Total Votes	910		
YES	322	35.38%	
NO	588	64.62%	

MISSOURI AMENDMENT 3

Vote For 1			
Total Votes	907		
YES	220	24.26%	
NO	687	75.74%	

MISSOURI AMENDMENT 4

Vote For 1			
Total Votes	867		
YES	380	43.83%	
NO	487	56.17%	

MISSOURI PROP. B

Vote For 1			
Total Votes	910		
YES	441	48.46%	
NO	469	51.54%	

*Carle East*  
*Ann Cunniff*  
*[Signature]*

Precinct Summary Report  
 GENERAL ELECTION - NOVEMBER 6, 2018  
 CHRISTIAN COUNTY, MISSOURI  
 NOVEMBER ELECTIONS  
 12. LEAD HILL / 18. OLDFIELD  
 OFFICIAL RETURNS

Date: 11/9/2018  
 Time: 2:39:48 PM  
 Page 1/3

Registered Voters 490 - Total Ballots 294 : 60.00%

**U.S. SENATOR**

Vote For 1 Total Votes	291	
JOSH HAWLEY (REP)	211	72.51%
CLAIRE McCASKILL (DEM)	70	24.05%
JAPHETH CAMPBELL (LIB)	3	1.03%
JO CRAIN (GRN)	0	0%
CRAIG O'DEAR (IND)	6	2.06%
WRITE IN	1	0.34%

**STATE AUDITOR**

Vote For 1 Total Votes	286	
SAUNDRA McDOWELL (REP)	175	61.19%
NICOLE GALLOWAY (DEM)	101	35.31%
SEAN O'TOOLE (LIB)	5	1.75%
DON FITZ (GRN)	2	0.70%
JACOB LUETKEMEYER (CST)	3	1.05%
WRITE IN	0	0%

**U.S. REP. DIST. 7**

Vote For 1 Total Votes	289	
BILLY LONG (REP)	219	75.78%
JAMIE DANIEL SCHOOLCRAFT (DEM)	66	22.84%
BENJAMIN T. BRIXEY (LIB)	4	1.38%
WRITE IN	0	0%

**STATE SENATOR DIST. 20**

Vote For 1 Total Votes	284	
ERIC W. BURLISON (REP)	219	77.11%
JIM BILLED0 (DEM)	65	22.89%
WRITE IN	0	0%

**STATE REP. DIST. 140**

Vote For 1 Total Votes	285	
LYNN MORRIS (REP)	213	74.74%
TONY SMITH (DEM)	66	23.16%
ROBERT DEBBAUT (GRN)	6	2.11%
WRITE IN	0	0%

**CIRCUIT JUDGE, CIR. 38 DIV. 1**

Vote For 1 Total Votes	236	
LAURA JOHNSON (REP)	233	98.73%
WRITE IN	3	1.27%

**ASSOC. CIRCUIT JUDGE, DIV. 3**

Vote For 1 Total Votes	233	
JESSICA L. KRUSE (REP)	230	98.71%
WRITE IN	3	1.29%

**ASSOC. CIRCUIT JUDGE, DIV. 4**

Vote For 1 Total Votes	231	
DOUG BACON (REP)	228	98.70%
WRITE IN	3	1.30%

**PRESIDING COMMISSIONER**

Vote For 1 Total Votes	278	
RALPH PHILLIPS (REP)	223	80.22%
BOB RUBINO (DEM)	55	19.78%
WRITE IN	0	0%

*Carla Couch*  
*[Signature]*

Registered Voters 490 - Total Ballots 294 : 60.00%

COUNTY CLERK		
Vote For 1		
Total Votes	232	
KAY BROWN (REP)	228	98.28%
WRITE IN	4	1.72%

COUNTY AUDITOR		
Vote For 1		
Total Votes	228	
AMY DENT (REP)	225	98.68%
WRITE IN	3	1.32%

CIRCUIT CLERK		
Vote For 1		
Total Votes	230	
BARBIE BARNETT-STILLINGS (REP)	227	98.70%
WRITE IN	3	1.30%

JUDGE W. BRENT POWELL SUPREME COURT		
Vote For 1		
Total Votes	240	
YES	196	81.67%
NO	44	18.33%

RECORDER OF DEEDS		
Vote For 1		
Total Votes	230	
KELLY BLUNT HALL (REP)	227	98.70%
WRITE IN	3	1.30%

JUDGE MARY RHODES RUSSELL SUPREME COURT		
Vote For 1		
Total Votes	235	
YES	173	73.62%
NO	62	26.38%

COLLECTOR OF REVENUE		
Vote For 1		
Total Votes	233	
TED NICHOLS (REP)	230	98.71%
WRITE IN	3	1.29%

JUDGE JEFFREY BATES APPEALS COURT SOUTHERN DIST		
Vote For 1		
Total Votes	233	
YES	172	73.82%
NO	61	26.18%

PROSECUTING ATTORNEY		
Vote For 1		
Total Votes	227	
AMY J. FITE (REP)	223	98.24%
WRITE IN	4	1.76%

MISSOURI AMENDMENT 1		
Vote For 1		
Total Votes	288	
YES	146	50.69%
NO	142	49.31%

*Cash Cassie*  
*Jim Russell*

Precinct Summary Report  
 GENERAL ELECTION - NOVEMBER 6, 2018  
 CHRISTIAN COUNTY, MISSOURI  
 NOVEMBER ELECTIONS  
 12. LEAD HILL / 18. OLDFIELD  
 OFFICIAL RETURNS

Date: 11/9/2018  
 Time: 2:39:48 PM  
 Page 3/3

Registered Voters 490 - Total Ballots 294 : 60.00%

MISSOURI AMENDMENT 2			
Vote For 1			
Total Votes	290		
YES	142	48.97%	
NO	148	51.03%	

MISSOURI PROP. D			
Vote For 1			
Total Votes	290		
YES	75	25.86%	
NO	215	74.14%	

MISSOURI AMENDMENT 3			
Vote For 1			
Total Votes	289		
YES	73	25.26%	
NO	216	74.74%	

MISSOURI AMENDMENT 4			
Vote For 1			
Total Votes	271		
YES	108	39.85%	
NO	163	60.15%	

MISSOURI PROP. B			
Vote For 1			
Total Votes	287		
YES	144	50.17%	
NO	143	49.83%	

MISSOURI PROP. C			
Vote For 1			
Total Votes	286		
YES	100	34.97%	
NO	186	65.03%	

*Carl Edwards*  
*Ann Russel*



Registered Voters 2,304 - Total Ballots 1,310 : 56.86%

**U.S. SENATOR**

Vote For 1		
Total Votes	1,301	
JOSH HAWLEY (REP)	892	68.56%
CLAIRE McCASKILL (DEM)	366	28.13%
JAPHETH CAMPBELL (LIB)	16	1.23%
JO CRAIN (GRN)	6	0.46%
CRAIG O'DEAR (IND)	19	1.46%
WRITE IN	2	0.15%

**STATE AUDITOR**

Vote For 1		
Total Votes	1,286	
SAUNDRA McDOWELL (REP)	728	56.61%
NICOLE GALLOWAY (DEM)	497	38.65%
SEAN O'TOOLE (LIB)	34	2.64%
DOÑ FITZ (GRN)	10	0.78%
JACOB LUETKEMEYER (CST)	15	1.17%
WRITE IN	2	0.16%

**U.S. REP. DIST. 7**

Vote For 1		
Total Votes	1,294	
BILLY LONG (REP)	886	68.47%
JAMIE DANIEL SCHOOLCRAFT (DEM)	355	27.43%
BENJAMIN T. BRIXEY (LIB)	52	4.02%
WRITE IN	1	0.08%

**STATE SENATOR DIST. 20**

Vote For 1		
Total Votes	1,274	
ERIC W. BURLISON (REP)	975	76.53%
JIM BILLED0 (DEM)	298	23.39%
WRITE IN	1	0.08%

**STATE REP. DIST. 139**

Vote For 1		
Total Votes	1,271	
JERED TAYLOR (REP)	968	76.16%
CORA HANF (DEM)	302	23.76%
WRITE IN	1	0.08%

**CIRCUIT JUDGE, CIR. 38 DIV. 1**

Vote For 1		
Total Votes	1,121	
LAURA JOHNSON (REP)	1,111	99.11%
WRITE IN	10	0.89%

**ASSOC. CIRCUIT JUDGE, DIV. 3**

Vote For 1		
Total Votes	1,127	
JESSICA L. KRUSE (REP)	1,117	99.11%
WRITE IN	10	0.89%

**ASSOC. CIRCUIT JUDGE, DIV. 4**

Vote For 1		
Total Votes	1,126	
DOUG BACON (REP)	1,117	99.20%
WRITE IN	9	0.80%

**PRESIDING COMMISSIONER**

Vote For 1		
Total Votes	1,264	
RALPH PHILLIPS (REP)	961	76.03%
BOB RUBINO (DEM)	301	23.81%
WRITE IN	2	0.16%

*Carl Cassito*  
*Ann Arnes*

Precinct Summary Report  
 GENERAL ELECTION - NOVEMBER 6, 2018  
 CHRISTIAN COUNTY, MISSOURI  
 NOVEMBER ELECTIONS  
 13. LINCOLN #1  
 OFFICIAL RETURNS

Date: 11/9/2018  
 Time: 2:39:48 PM  
 Page 2/3

Registered Voters 2,304 - Total Ballots 1,310 : 56.86%

COUNTY CLERK

Vote For 1			
Total Votes	1,125		
KAY BROWN (REP)	1,117	99.29%	
WRITE IN	8	0.71%	

COUNTY AUDITOR

Vote For 1			
Total Votes	1,103		
AMY DENT (REP)	1,098	99.55%	
WRITE IN	5	0.45%	

CIRCUIT CLERK

Vote For 1			
Total Votes	1,121		
BARBIE BARNETT-STILLINGS (REP)	1,114	99.38%	
WRITE IN	7	0.62%	

JUDGE W. BRENT POWELL SUPREME COURT

Vote For 1			
Total Votes	1,157		
YES	977	84.44%	
NO	180	15.56%	

RECORDER OF DEEDS

Vote For 1			
Total Votes	1,112		
KELLY BLUNT HALL (REP)	1,106	99.46%	
WRITE IN	6	0.54%	

JUDGE MARY RHODES RUSSELL SUPREME COURT

Vote For 1			
Total Votes	1,149		
YES	918	79.90%	
NO	231	20.10%	

COLLECTOR OF REVENUE

Vote For 1			
Total Votes	1,128		
TED NICHOLS (REP)	1,119	99.20%	
WRITE IN	9	0.80%	

JUDGE JEFFREY BATES APPEALS COURT  
SOUTHERN DIST

Vote For 1			
Total Votes	1,149		
YES	918	79.90%	
NO	231	20.10%	

PROSECUTING ATTORNEY

Vote For 1			
Total Votes	1,102		
AMY J. FITE (REP)	1,090	98.91%	
WRITE IN	12	1.09%	

MISSOURI AMENDMENT 1

Vote For 1			
Total Votes	1,269		
YES	663	52.25%	
NO	606	47.75%	

*Carl Esenther*  
*Jim Russell*

Registered Voters 2,304 - Total Ballots 1,310 : 56.86%

**MISSOURI AMENDMENT 2**

Vote For 1			
Total Votes	1,295		
YES	712	54.98%	
NO	583	45.02%	

**MISSOURI PROP. D**

Vote For 1			
Total Votes	1,289		
YES	527	40.88%	
NO	762	59.12%	

**MISSOURI AMENDMENT 3**

Vote For 1			
Total Votes	1,284		
YES	340	26.48%	
NO	944	73.52%	

**CITY OF CLEVER QUESTION**

Vote For 1			
Total Votes	365		
YES	275	75.34%	
NO	90	24.66%	

**MISSOURI AMENDMENT 4**

Vote For 1			
Total Votes	1,233		
YES	592	48.01%	
NO	641	51.99%	

**MISSOURI PROP. B**

Vote For 1			
Total Votes	1,291		
YES	648	50.19%	
NO	643	49.81%	

**MISSOURI PROP. C**

Vote For 1			
Total Votes	1,283		
YES	456	35.54%	
NO	827	64.46%	

*Carl Cassinoff*  
*Jim Russell*

Precinct Summary Report  
 GENERAL ELECTION - NOVEMBER 6, 2018  
 CHRISTIAN COUNTY, MISSOURI  
 NOVEMBER ELECTIONS  
 15. NORTH LINN  
 OFFICIAL RETURNS

Date: 11/9/2018  
 Time: 2:39:49 PM  
 Page 1/3

Registered Voters 733 - Total Ballots 482 : 65.76%

**U.S. SENATOR**

Vote For 1			
Total Votes	481		
JOSH HAWLEY (REP)	348	72.35%	
CLAIRE McCASKILL (DEM)	123	25.57%	
JAPHETH CAMPBELL (LIB)	4	0.83%	
JO CRAIN (GRN)	1	0.21%	
CRAIG O'DEAR (IND)	5	1.04%	
WRITE IN	0	0%	

**STATE REP. DIST. 140**

Vote For 1			
Total Votes	478		
LYNN MORRIS (REP)	338	70.71%	
TONY SMITH (DEM)	126	26.36%	
ROBERT DEBBAUT (GRN)	14	2.93%	
WRITE IN	0	0%	

**STATE AUDITOR**

Vote For 1			
Total Votes	476		
SAUNDRA McDOWELL (REP)	302	63.45%	
NICOLE GALLOWAY (DEM)	159	33.40%	
SEAN O'TOOLE (LIB)	8	1.68%	
DON FITZ (GRN)	4	0.84%	
JACOB LUETKEMEYER (CST)	3	0.63%	
WRITE IN	0	0%	

**CIRCUIT JUDGE, CIR. 38 DIV. 1**

Vote For 1			
Total Votes	412		
LAURA JOHNSON (REP)	407	98.79%	
WRITE IN	5	1.21%	

**ASSOC. CIRCUIT JUDGE, DIV. 3**

Vote For 1			
Total Votes	402		
JESSICA L. KRUSE (REP)	396	98.51%	
WRITE IN	6	1.49%	

**U.S. REP. DIST. 7**

Vote For 1			
Total Votes	476		
BILLY LONG (REP)	342	71.85%	
JAMIE DANIEL SCHOOLCRAFT (DEM)	122	25.63%	
BENJAMIN T. BRIXEY (LIB)	10	2.10%	
WRITE IN	2	0.42%	

**ASSOC. CIRCUIT JUDGE, DIV. 4**

Vote For 1			
Total Votes	403		
DOUG BACON (REP)	399	99.01%	
WRITE IN	4	0.99%	

**STATE SENATOR DIST. 20**

Vote For 1			
Total Votes	479		
ERIC W. BURLISON (REP)	363	75.78%	
JIM BILLED0 (DEM)	116	24.22%	
WRITE IN	0	0%	

**PRESIDING COMMISSIONER**

Vote For 1			
Total Votes	474		
RALPH PHILLIPS (REP)	380	80.17%	
BOB RUBINO (DEM)	94	19.83%	
WRITE IN	0	0%	

*Carla Cassin*  
*Ann Jones*

Precinct Summary Report  
 GENERAL ELECTION - NOVEMBER 6, 2018  
 CHRISTIAN COUNTY, MISSOURI  
 NOVEMBER ELECTIONS  
 15. NORTH LINN  
 OFFICIAL RETURNS

Date: 11/9/2018  
 Time: 2:39:49 PM  
 Page 2/3

Registered Voters 733 - Total Ballots 482 : 65.76%

COUNTY CLERK

Vote For 1			
Total Votes	403		
KAY BROWN (REP)	402	99.75%	
WRITE IN	1	0.25%	

COUNTY AUDITOR

Vote For 1			
Total Votes	398		
AMY DENT (REP)	397	99.75%	
WRITE IN	1	0.25%	

CIRCUIT CLERK

Vote For 1			
Total Votes	401		
BARBIE BARNETT-STILLINGS (REP)	399	99.50%	
WRITE IN	2	0.50%	

JUDGE W. BRENT POWELL SUPREME COURT

Vote For 1			
Total Votes	418		
YES	339	81.10%	
NO	79	18.90%	

RECORDER OF DEEDS

Vote For 1			
Total Votes	401		
KELLY BLUNT HALL (REP)	400	99.75%	
WRITE IN	1	0.25%	

JUDGE MARY RHODES RUSSELL SUPREME COURT

Vote For 1			
Total Votes	417		
YES	318	76.26%	
NO	99	23.74%	

COLLECTOR OF REVENUE

Vote For 1			
Total Votes	402		
TED NICHOLS (REP)	397	98.76%	
WRITE IN	5	1.24%	

JUDGE JEFFREY BATES APPEALS COURT  
 SOUTHERN DIST

Vote For 1			
Total Votes	411		
YES	307	74.70%	
NO	104	25.30%	

PROSECUTING ATTORNEY

Vote For 1			
Total Votes	391		
AMY J. FITE (REP)	386	98.72%	
WRITE IN	5	1.28%	

MISSOURI AMENDMENT 1

Vote For 1			
Total Votes	468		
YES	240	51.28%	
NO	228	48.72%	

*Carla Covert*  
*Ann Russell*

Precinct Summary Report  
GENERAL ELECTION - NOVEMBER 6, 2018  
CHRISTIAN COUNTY, MISSOURI  
NOVEMBER ELECTIONS  
15. NORTH LINN  
OFFICIAL RETURNS

Date: 11/9/2018  
Time: 2:39:49 PM  
Page 3/3

Registered Voters 733 - Total Ballots 482 : 65.76%

MISSOURI AMENDMENT 2			
Vote For 1			
Total Votes	479		
YES	263	54.91%	
NO	216	45.09%	

MISSOURI PROP. D			
Vote For 1			
Total Votes	472		
YES	155	32.84%	
NO	317	67.16%	

MISSOURI AMENDMENT 3			
Vote For 1			
Total Votes	474		
YES	92	19.41%	
NO	382	80.59%	

MISSOURI AMENDMENT 4			
Vote For 1			
Total Votes	452		
YES	204	45.13%	
NO	248	54.87%	

MISSOURI PROP. B			
Vote For 1			
Total Votes	470		
YES	203	43.19%	
NO	267	56.81%	

MISSOURI PROP. C			
Vote For 1			
Total Votes	474		
YES	162	34.18%	
NO	312	65.82%	

*Carli Cassino*  
*Don Loney*

Precinct Summary Report  
 GENERAL ELECTION - NOVEMBER 6, 2018  
 CHRISTIAN COUNTY, MISSOURI  
 NOVEMBER ELECTIONS  
 17. McCracken  
 OFFICIAL RETURNS

Date: 11/9/2018  
 Time: 2:39:49 PM  
 Page 1/3

Registered Voters 1,704 - Total Ballots 1,032 : 60.56%

U.S. SENATOR

Vote For 1			
Total Votes	1,029		
JOSH HAWLEY (REP)	755	73.37%	
CLAIRE McCASKILL (DEM)	228	22.16%	
JAPHETH CAMPBELL (LIB)	17	1.65%	
JO CRAIN (GRN)	9	0.87%	
CRAIG O'DEAR (IND)	18	1.75%	
WRITE IN	2	0.19%	

STATE AUDITOR

Vote For 1			
Total Votes	1,019		
SAUNDRA McDOWELL (REP)	609	59.76%	
NICOLE GALLOWAY (DEM)	365	35.82%	
SEAN O'TOOLE (LIB)	26	2.55%	
DON FITZ (GRN)	6	0.59%	
JACOB LUETKEMEYER (CST)	13	1.28%	
WRITE IN	0	0%	

U.S. REP. DIST. 7

Vote For 1			
Total Votes	1,015		
BILLY LONG (REP)	734	72.32%	
JAMIE DANIEL SCHOOLCRAFT (DEM)	229	22.56%	
BENJAMIN T. BRIXEY (LIB)	49	4.83%	
WRITE IN	3	0.30%	

STATE SENATOR DIST. 20

Vote For 1			
Total Votes	1,004		
ERIC W. BURLISON (REP)	796	79.28%	
JIM BILLEDO (DEM)	207	20.62%	
WRITE IN	1	0.10%	

STATE REP. DIST. 140

Vote For 1			
Total Votes	1,001		
LYNN MORRIS (REP)	770	76.92%	
TONY SMITH (DEM)	194	19.38%	
ROBERT DEBBAUT (GRN)	34	3.40%	
WRITE IN	3	0.30%	

CIRCUIT JUDGE, CIR. 38 DIV. 1

Vote For 1			
Total Votes	880		
LAURA JOHNSON (REP)	867	98.52%	
WRITE IN	13	1.48%	

ASSOC. CIRCUIT JUDGE, DIV. 3

Vote For 1			
Total Votes	875		
JESSICA L. KRUSE (REP)	866	98.97%	
WRITE IN	9	1.03%	

ASSOC. CIRCUIT JUDGE, DIV. 4

Vote For 1			
Total Votes	879		
DOUG BACON (REP)	868	98.75%	
WRITE IN	11	1.25%	

PRESIDING COMMISSIONER

Vote For 1			
Total Votes	1,004		
RALPH PHILLIPS (REP)	832	82.87%	
BOB RUBINO (DEM)	170	16.93%	
WRITE IN	2	0.20%	

*Carla Esch*  
*Don Russell*

Precinct Summary Report  
 GENERAL ELECTION - NOVEMBER 6, 2018  
 CHRISTIAN COUNTY, MISSOURI  
 NOVEMBER ELECTIONS  
 17. McCracken  
 OFFICIAL RETURNS

Date: 11/9/2018  
 Time: 2:39:49 PM  
 Page 2/3

Registered Voters 1,704 - Total Ballots 1,032 : 60.56%

COUNTY CLERK			
Vote For 1			
Total Votes	881		
KAY BROWN (REP)	873	99.09%	
WRITE IN	8	0.91%	

COUNTY AUDITOR			
Vote For 1			
Total Votes	868		
AMY DENT (REP)	862	99.31%	
WRITE IN	6	0.69%	

CIRCUIT CLERK			
Vote For 1			
Total Votes	872		
BARBIE BARNETT-STILLINGS (REP)	865	99.20%	
WRITE IN	7	0.80%	

JUDGE W. BRENT POWELL SUPREME COURT			
Vote For 1			
Total Votes	908		
YES	741	81.61%	
NO	167	18.39%	

RECORDER OF DEEDS			
Vote For 1			
Total Votes	873		
KELLY BLUNT HALL (REP)	863	98.85%	
WRITE IN	10	1.15%	

JUDGE MARY RHODES RUSSELL SUPREME COURT			
Vote For 1			
Total Votes	907		
YES	682	75.19%	
NO	225	24.81%	

COLLECTOR OF REVENUE			
Vote For 1			
Total Votes	885		
TED NICHOLS (REP)	876	98.98%	
WRITE IN	9	1.02%	

JUDGE JEFFREY BATES APPEALS COURT SOUTHERN DIST			
Vote For 1			
Total Votes	907		
YES	699	77.07%	
NO	208	22.93%	

PROSECUTING ATTORNEY			
Vote For 1			
Total Votes	861		
AMY J. FITE (REP)	853	99.07%	
WRITE IN	8	0.93%	

MISSOURI AMENDMENT 1			
Vote For 1			
Total Votes	1,008		
YES	536	53.17%	
NO	472	46.83%	

*Carla Cassico*  
*Ann Jussel*

*[Signature]*



Precinct Summary Report  
 GENERAL ELECTION - NOVEMBER 6, 2018  
 CHRISTIAN COUNTY, MISSOURI  
 NOVEMBER ELECTIONS  
 17. McCracken  
 OFFICIAL RETURNS

Date: 11/9/2018  
 Time: 2:39:49 PM  
 Page 3/3

Registered Voters 1,704 - Total Ballots 1,032 : 60.56%

MISSOURI AMENDMENT 2			
Vote For 1			
Total Votes	1,016		
YES	526	51.77%	
NO	490	48.23%	

MISSOURI PROP. D			
Vote For 1			
Total Votes	1,016		
YES	415	40.85%	
NO	601	59.15%	

MISSOURI AMENDMENT 3			
Vote For 1			
Total Votes	1,013		
YES	235	23.20%	
NO	778	76.80%	

MISSOURI AMENDMENT 4			
Vote For 1			
Total Votes	970		
YES	412	42.47%	
NO	558	57.53%	

MISSOURI PROP. B			
Vote For 1			
Total Votes	1,019		
YES	498	48.87%	
NO	521	51.13%	

MISSOURI PROP. C			
Vote For 1			
Total Votes	1,012		
YES	330	32.61%	
NO	682	67.39%	

*Carla Esch*  
*Ann Russell*

Precinct Summary Report  
 GENERAL ELECTION - NOVEMBER 6, 2018  
 CHRISTIAN COUNTY, MISSOURI  
 NOVEMBER ELECTIONS  
 20. POLK  
 OFFICIAL RETURNS

Date: 11/9/2018  
 Time: 2:39:49 PM  
 Page 1/3

Registered Voters 2,378 - Total Ballots 1,434 : 60.30%

U.S. SENATOR

Vote For 1		
Total Votes	1,427	
JOSH HAWLEY (REP)	1,035	72.53%
CLAIRE McCASKILL (DEM)	339	23.76%
JAPHETH CAMPBELL (LIB)	18	1.26%
JO CRAIN (GRN)	11	0.77%
CRAIG O'DEAR (IND)	21	1.47%
WRITE IN	3	0.21%

STATE AUDITOR

Vote For 1		
Total Votes	1,398	
SAUNDRA McDOWELL (REP)	798	57.08%
NICOLE GALLOWAY (DEM)	534	38.20%
SEAN O'TOOLE (LIB)	38	2.72%
DON FITZ (GRN)	7	0.50%
JACOB LUETKEMEYER (CST)	21	1.50%
WRITE IN	0	0%

U.S. REP. DIST. 7

Vote For 1		
Total Votes	1,418	
BILLY LONG (REP)	1,059	74.68%
JAMIE DANIEL SCHOOLCRAFT (DEM)	312	22.00%
BENJAMIN T. BRIXEY (LIB)	47	3.31%
WRITE IN	0	0%

STATE SENATOR DIST. 20

Vote For 1		
Total Votes	1,411	
ERIC W. BURLISON (REP)	1,134	80.37%
JIM BILLED0 (DEM)	276	19.56%
WRITE IN	1	0.07%

STATE REP. DIST. 138

Vote For 1		
Total Votes	1,250	
BRAD HUDSON (REP)	1,234	98.72%
WRITE IN	16	1.28%

CIRCUIT JUDGE, CIR. 38 DIV. 1

Vote For 1		
Total Votes	1,239	
LAURA JOHNSON (REP)	1,222	98.63%
WRITE IN	17	1.37%

ASSOC. CIRCUIT JUDGE, DIV. 3

Vote For 1		
Total Votes	1,235	
JESSICA L. KRUSE (REP)	1,223	99.03%
WRITE IN	12	0.97%

ASSOC. CIRCUIT JUDGE, DIV. 4

Vote For 1		
Total Votes	1,233	
DOUG BACON (REP)	1,222	99.11%
WRITE IN	11	0.89%

PRESIDING COMMISSIONER

Vote For 1		
Total Votes	1,384	
RALPH PHILLIPS (REP)	1,095	79.12%
BOB RUBINO (DEM)	286	20.66%
WRITE IN	3	0.22%

*Carla Esposito*  
*Dir. Cassel*

Precinct Summary Report  
 GENERAL ELECTION - NOVEMBER 6, 2018  
 CHRISTIAN COUNTY, MISSOURI  
 NOVEMBER ELECTIONS  
 20. POLK  
 OFFICIAL RETURNS

Date: 11/9/2018  
 Time: 2:39:49 PM  
 Page 2/3

Registered Voters 2,378 - Total Ballots 1,434 : 60.30%

COUNTY CLERK

Vote For 1		
Total Votes	1,228	
KAY BROWN (REP)	1,216	99.02%
WRITE IN	12	0.98%

CIRCUIT CLERK

Vote For 1		
Total Votes	1,230	
BARBIE BARNETT-STILLINGS (REP)	1,218	99.02%
WRITE IN	12	0.98%

RECORDER OF DEEDS

Vote For 1		
Total Votes	1,226	
KELLY BLUNT HALL (REP)	1,218	99.35%
WRITE IN	8	0.65%

COLLECTOR OF REVENUE

Vote For 1		
Total Votes	1,256	
TED NICHOLS (REP)	1,249	99.44%
WRITE IN	7	0.56%

PROSECUTING ATTORNEY

Vote For 1		
Total Votes	1,216	
AMY J. FITE (REP)	1,203	98.93%
WRITE IN	13	1.07%

COUNTY AUDITOR

Vote For 1		
Total Votes	1,218	
AMY DENT (REP)	1,213	99.59%
WRITE IN	5	0.41%

JUDGE W. BRENT POWELL SUPREME COURT

Vote For 1		
Total Votes	1,276	
YES	1,048	82.13%
NO	228	17.87%

JUDGE MARY RHODES RUSSELL SUPREME COURT

Vote For 1		
Total Votes	1,271	
YES	1,001	78.76%
NO	270	21.24%

JUDGE JEFFREY BATES APPEALS COURT  
 SOUTHERN DIST

Vote For 1		
Total Votes	1,268	
YES	997	78.63%
NO	271	21.37%

MISSOURI AMENDMENT 1

Vote For 1		
Total Votes	1,406	
YES	799	56.83%
NO	607	43.17%

*Carla Cassette*  
*For Commissioner*

Precinct Summary Report  
 GENERAL ELECTION - NOVEMBER 6, 2018  
 CHRISTIAN COUNTY, MISSOURI  
 NOVEMBER ELECTIONS  
 20. POLK  
 OFFICIAL RETURNS

Date: 11/9/2018  
 Time: 2:39:49 PM  
 Page 3/3

Registered Voters 2,378 - Total Ballots 1,434 : 60.30%

MISSOURI AMENDMENT 2			
Vote For 1			
Total Votes	1,424		
YES	780	54.78%	
NO	644	45.22%	

MISSOURI PROP. D			
Vote For 1			
Total Votes	1,425		
YES	568	39.86%	
NO	857	60.14%	

MISSOURI AMENDMENT 3			
Vote For 1			
Total Votes	1,417		
YES	371	26.18%	
NO	1,046	73.82%	

MISSOURI AMENDMENT 4			
Vote For 1			
Total Votes	1,374		
YES	692	50.36%	
NO	682	49.64%	

MISSOURI PROP. B			
Vote For 1			
Total Votes	1,418		
YES	693	48.87%	
NO	725	51.13%	

MISSOURI PROP. C			
Vote For 1			
Total Votes	1,408		
YES	506	35.94%	
NO	902	64.06%	

*Case Cassick*  
*For Commissioner*

Precinct Summary Report  
 GENERAL ELECTION - NOVEMBER 6, 2018  
 CHRISTIAN COUNTY, MISSOURI  
 NOVEMBER ELECTIONS  
 21. UNION CHAPEL #1  
 OFFICIAL RETURNS

Date: 11/9/2018  
 Time: 2:39:49 PM  
 Page 1/3

Registered Voters 3,006 - Total Ballots 1,708 : 56.82%

U.S. SENATOR		
Vote For 1		
Total Votes	1,695	
JOSH HAWLEY (REP)	1,130	66.67%
CLAIRE McCASKILL (DEM)	507	29.91%
JAPHETH CAMPBELL (LIB)	31	1.83%
JO CRAIN (GRN)	3	0.18%
CRAIG O'DEAR (IND)	22	1.30%
WRITE IN	2	0.12%

STATE REP. DIST. 139		
Vote For 1		
Total Votes	1,662	
JERED TAYLOR (REP)	1,219	73.35%
CORA HANF (DEM)	440	26.47%
WRITE IN	3	0.18%

STATE AUDITOR		
Vote For 1		
Total Votes	1,658	
SAUNDRA McDOWELL (REP)	878	52.96%
NICOLE GALLOWAY (DEM)	721	43.49%
SEAN O'TOOLE (LIB)	38	2.29%
DON FITZ (GRN)	4	0.24%
JACOB LUETKEMEYER (CST)	17	1.03%
WRITE IN	0	0%

CIRCUIT JUDGE, CIR. 38 DIV. 1		
Vote For 1		
Total Votes	1,427	
LAURA JOHNSON (REP)	1,403	98.32%
WRITE IN	24	1.68%

ASSOC. CIRCUIT JUDGE, DIV. 3		
Vote For 1		
Total Votes	1,420	
JESSICA L. KRUSE (REP)	1,396	98.31%
WRITE IN	24	1.69%

U.S. REP. DIST. 7		
Vote For 1		
Total Votes	1,688	
BILLY LONG (REP)	1,146	67.89%
JAMIE DANIEL SCHOOLCRAFT (DEM)	479	28.38%
BENJAMIN T. BRIXEY (LIB)	61	3.61%
WRITE IN	2	0.12%

ASSOC. CIRCUIT JUDGE, DIV. 4		
Vote For 1		
Total Votes	1,429	
DOUG BACON (REP)	1,405	98.32%
WRITE IN	24	1.68%

STATE SENATOR DIST. 20		
Vote For 1		
Total Votes	1,669	
ERIC W. BURLISON (REP)	1,207	72.32%
JIM BILLEDO (DEM)	461	27.62%
WRITE IN	1	0.06%

PRESIDING COMMISSIONER		
Vote For 1		
Total Votes	1,647	
RALPH PHILLIPS (REP)	1,179	71.58%
BOB RUBINO (DEM)	466	28.29%
WRITE IN	2	0.12%

*Carla Esposito*  
*Russell*

Precinct Summary Report  
 GENERAL ELECTION - NOVEMBER 6, 2018  
 CHRISTIAN COUNTY, MISSOURI  
 NOVEMBER ELECTIONS  
 21. UNION CHAPEL #1  
 OFFICIAL RETURNS

Date: 11/9/2018  
 Time: 2:39:49 PM  
 Page 2/3

Registered Voters 3,006 - Total Ballots 1,708 : 56.82%

COUNTY CLERK

Vote For 1			
Total Votes	1,426		
KAY BROWN (REP)	1,410	98.88%	
WRITE IN	16	1.12%	

COUNTY AUDITOR

Vote For 1			
Total Votes	1,396		
AMY DENT (REP)	1,379	98.78%	
WRITE IN	17	1.22%	

CIRCUIT CLERK

Vote For 1			
Total Votes	1,412		
BARBIE BARNETT-STILLINGS (REP)	1,395	98.80%	
WRITE IN	17	1.20%	

JUDGE W. BRENT POWELL SUPREME COURT

Vote For 1			
Total Votes	1,466		
YES	1,242	84.72%	
NO	224	15.28%	

RECORDER OF DEEDS

Vote For 1			
Total Votes	1,397		
KELLY BLUNT HALL (REP)	1,380	98.78%	
WRITE IN	17	1.22%	

JUDGE MARY RHODES RUSSELL SUPREME COURT

Vote For 1			
Total Votes	1,455		
YES	1,176	80.82%	
NO	279	19.18%	

COLLECTOR OF REVENUE

Vote For 1			
Total Votes	1,428		
TED NICHOLS (REP)	1,411	98.81%	
WRITE IN	17	1.19%	

JUDGE JEFFREY BATES APPEALS COURT  
 SOUTHERN DIST

Vote For 1			
Total Votes	1,452		
YES	1,178	81.13%	
NO	274	18.87%	

PROSECUTING ATTORNEY

Vote For 1			
Total Votes	1,387		
AMY J. FITE (REP)	1,366	98.49%	
WRITE IN	21	1.51%	

MISSOURI AMENDMENT 1

Vote For 1			
Total Votes	1,661		
YES	958	57.68%	
NO	703	42.32%	

*Carla Casper*  
*For Justice*

Precinct Summary Report  
GENERAL ELECTION - NOVEMBER 6, 2018  
CHRISTIAN COUNTY, MISSOURI  
NOVEMBER ELECTIONS  
21. UNION CHAPEL #1  
OFFICIAL RETURNS

Date: 11/9/2018  
Time: 2:39:49 PM  
Page 3/3

Registered Voters 3,006 - Total Ballots 1,708 : 56.82%

MISSOURI AMENDMENT 2

Vote For 1 Total Votes	1,691		
YES	912	53.93%	
NO	779	46.07%	

MISSOURI PROP. D

Vote For 1 Total Votes	1,678		
YES	805	47.97%	
NO	873	52.03%	

MISSOURI AMENDMENT 3

Vote For 1 Total Votes	1,680		
YES	380	22.62%	
NO	1,300	77.38%	

MISSOURI AMENDMENT 4

Vote For 1 Total Votes	1,605		
YES	785	48.91%	
NO	820	51.09%	

MISSOURI PROP. B

Vote For 1 Total Votes	1,677		
YES	903	53.85%	
NO	774	46.15%	

MISSOURI PROP. C

Vote For 1 Total Votes	1,661		
YES	588	35.40%	
NO	1,073	64.60%	

*Carl Essink*  
*Tom Dwyer*

Precinct Summary Report  
 GENERAL ELECTION - NOVEMBER 6, 2018  
 CHRISTIAN COUNTY, MISSOURI  
 NOVEMBER ELECTIONS  
 22. ROSEDALE #1A  
 OFFICIAL RETURNS

Date: 11/9/2018  
 Time: 2:39:49 PM  
 Page 1/3

Registered Voters 2,458 - Total Ballots 1,347 : 54.80%

**U.S. SENATOR**

Vote For 1 Total Votes	1,340	
JOSH HAWLEY (REP)	895	66.79%
CLAIRE McCASKILL (DEM)	402	30.00%
JAPHETH CAMPBELL (LIB)	22	1.64%
JO CRAIN (GRN)	7	0.52%
CRAIG O'DEAR (IND)	14	1.04%
WRITE IN	0	0%

**STATE AUDITOR**

Vote For 1 Total Votes	1,307	
SAUNDRA McDOWELL (REP)	738	56.47%
NICOLE GALLOWAY (DEM)	505	38.64%
SEAN O'TOOLE (LIB)	36	2.75%
DON FITZ (GRN)	10	0.77%
JACOB LUETKEMEYER (CST)	15	1.15%
WRITE IN	3	0.23%

**U.S. REP. DIST. 7**

Vote For 1 Total Votes	1,320	
BILLY LONG (REP)	875	66.29%
JAMIE DANIEL SCHOOLCRAFT (DEM)	391	29.62%
BENJAMIN T. BRIKEY (LIB)	53	4.02%
WRITE IN	1	0.08%

**STATE SENATOR DIST. 20**

Vote For 1 Total Votes	1,314	
ERIC W. BURLISON (REP)	942	71.69%
JIM BILLED0 (DEM)	369	28.08%
WRITE IN	3	0.23%

**STATE REP. DIST. 139**

Vote For 1 Total Votes	1,307	
JERED TAYLOR (REP)	933	71.38%
CORA HANF (DEM)	372	28.46%
WRITE IN	2	0.15%

**CIRCUIT JUDGE, CIR. 38 DIV. 1**

Vote For 1 Total Votes	1,136	
LAURA JOHNSON (REP)	1,120	98.59%
WRITE IN	16	1.41%

**ASSOC. CIRCUIT JUDGE, DIV. 3**

Vote For 1 Total Votes	1,133	
JESSICA L. KRUSE (REP)	1,119	98.76%
WRITE IN	14	1.24%

**ASSOC. CIRCUIT JUDGE, DIV. 4**

Vote For 1 Total Votes	1,124	
DOUG BACON (REP)	1,110	98.75%
WRITE IN	14	1.25%

**PRESIDING COMMISSIONER**

Vote For 1 Total Votes	1,291	
RALPH PHILLIPS (REP)	907	70.26%
BOB RUBINO (DEM)	383	29.67%
WRITE IN	1	0.08%



Precinct Summary Report  
 GENERAL ELECTION - NOVEMBER 6, 2018  
 CHRISTIAN COUNTY, MISSOURI  
 NOVEMBER ELECTIONS  
 22. ROSEDALE #1A  
 OFFICIAL RETURNS

Date: 11/9/2018  
 Time: 2:39:49 PM  
 Page 2/3

Registered Voters 2,458 - Total Ballots 1,347 : 54.80%

COUNTY CLERK

Vote For 1			
Total Votes	1,143		
KAY BROWN (REP)	1,129	98.78%	
WRITE IN	14	1.22%	

CIRCUIT CLERK

Vote For 1			
Total Votes	1,136		
BARBIE BARNETT-STILLINGS (REP)	1,121	98.68%	
WRITE IN	15	1.32%	

RECORDER OF DEEDS

Vote For 1			
Total Votes	1,125		
KELLY BLUNT HALL (REP)	1,115	99.11%	
WRITE IN	10	0.89%	

COLLECTOR OF REVENUE

Vote For 1			
Total Votes	1,145		
TED NICHOLS (REP)	1,130	98.69%	
WRITE IN	15	1.31%	

PROSECUTING ATTORNEY

Vote For 1			
Total Votes	1,120		
AMY J. FITE (REP)	1,108	98.93%	
WRITE IN	12	1.07%	

COUNTY AUDITOR

Vote For 1			
Total Votes	1,134		
AMY DENT (REP)	1,121	98.85%	
WRITE IN	13	1.15%	

JUDGE W. BRENT POWELL SUPREME COURT

Vote For 1			
Total Votes	1,174		
YES	984	83.82%	
NO	190	16.18%	

JUDGE MARY RHODES RUSSELL SUPREME COURT

Vote For 1			
Total Votes	1,176		
YES	952	80.95%	
NO	224	19.05%	

JUDGE JEFFREY BATES APPEALS COURT  
 SOUTHERN DIST

Vote For 1			
Total Votes	1,170		
YES	957	81.79%	
NO	213	18.21%	

MISSOURI AMENDMENT 1

Vote For 1			
Total Votes	1,311		
YES	804	61.33%	
NO	507	38.67%	

*Carl Cassin*  
*For Recd*

*[Signature]*

Precinct Summary Report  
GENERAL ELECTION - NOVEMBER 6, 2018  
CHRISTIAN COUNTY, MISSOURI  
NOVEMBER ELECTIONS  
22. ROSEDALE #1A  
OFFICIAL RETURNS

Date: 11/9/2018  
Time: 2:39:49 PM  
Page 3/3

Registered Voters 2,458 - Total Ballots 1,347 : 54.80%

MISSOURI AMENDMENT 2

Vote For 1			
Total Votes	1,322		
YES	780	59.00%	
NO	542	41.00%	

MISSOURI PROP. D

Vote For 1			
Total Votes	1,315		
YES	579	44.03%	
NO	736	55.97%	

MISSOURI AMENDMENT 3

Vote For 1			
Total Votes	1,321		
YES	339	25.66%	
NO	982	74.34%	

MISSOURI AMENDMENT 4

Vote For 1			
Total Votes	1,262		
YES	647	51.27%	
NO	615	48.73%	

MISSOURI PROP. B

Vote For 1			
Total Votes	1,320		
YES	718	54.39%	
NO	602	45.61%	

MISSOURI PROP. C

Vote For 1			
Total Votes	1,312		
YES	491	37.42%	
NO	821	62.58%	

*Carl Cassady*  
*For Sunset*  
*[Signature]*

Precinct Summary Report  
 GENERAL ELECTION - NOVEMBER 6, 2018  
 CHRISTIAN COUNTY, MISSOURI  
 NOVEMBER ELECTIONS  
 23. GARDEN GROVE  
 OFFICIAL RETURNS

Date: 11/9/2018  
 Time: 2:39:49 PM  
 Page 1/3

Registered Voters 2,162 - Total Ballots 1,285 : 59.44%

**U.S. SENATOR**

Vote For 1		
Total Votes	1,276	
JOSH HAWLEY (REP)	849	66.54%
CLAIRE McCASKILL (DEM)	372	29.15%
JAPHETH CAMPBELL (LIB)	27	2.12%
JO CRAIN (GRN)	7	0.55%
CRAIG O'DEAR (IND)	20	1.57%
WRITE IN	1	0.08%

**STATE AUDITOR**

Vote For 1		
Total Votes	1,260	
SAUNDRA McDOWELL (REP)	699	55.48%
NICOLE GALLOWAY (DEM)	502	39.84%
SEAN O'TOOLE (LIB)	41	3.25%
DON FITZ (GRN)	6	0.48%
JACOB LUETKEMEYER (CST)	12	0.95%
WRITE IN	0	0%

**U.S. REP. DIST. 7**

Vote For 1		
Total Votes	1,262	
BILLY LONG (REP)	836	66.24%
JAMIE DANIEL SCHOOLCRAFT (DEM)	378	29.95%
BENJAMIN T. BRIXEY (LIB)	47	3.72%
WRITE IN	1	0.08%

**STATE SENATOR DIST. 20**

Vote For 1		
Total Votes	1,251	
ERIC W. BURLISON (REP)	909	72.66%
JIM BILLED0 (DEM)	340	27.18%
WRITE IN	2	0.16%

**STATE REP. DIST. 139**

Vote For 1		
Total Votes	1,249	
JERED TAYLOR (REP)	905	72.46%
CORA HANF (DEM)	343	27.46%
WRITE IN	1	0.08%

**CIRCUIT JUDGE, CIR. 38 DIV. 1**

Vote For 1		
Total Votes	1,090	
LAURA JOHNSON (REP)	1,070	98.17%
WRITE IN	20	1.83%

**ASSOC. CIRCUIT JUDGE, DIV. 3**

Vote For 1		
Total Votes	1,093	
JESSICA L. KRUSE (REP)	1,072	98.08%
WRITE IN	21	1.92%

**ASSOC. CIRCUIT JUDGE, DIV. 4**

Vote For 1		
Total Votes	1,090	
DOUG BACON (REP)	1,070	98.17%
WRITE IN	20	1.83%

**PRESIDING COMMISSIONER**

Vote For 1		
Total Votes	1,240	
RALPH PHILLIPS (REP)	891	71.85%
BOB RUBINO (DEM)	349	28.15%
WRITE IN	0	0%

*Carla Esposito*

Precinct Summary Report  
 GENERAL ELECTION - NOVEMBER 6, 2018  
 CHRISTIAN COUNTY, MISSOURI  
 NOVEMBER ELECTIONS  
 23. GARDEN GROVE  
 OFFICIAL RETURNS

Date: 11/9/2018  
 Time: 2:39:49 PM  
 Page 2/3

Registered Voters 2,162 - Total Ballots 1,285 : 59.44%

COUNTY CLERK			
Vote For 1			
Total Votes	1,085		
KAY BROWN (REP)	1,066	98.25%	
WRITE IN	19	1.75%	

COUNTY AUDITOR			
Vote For 1			
Total Votes	1,078		
AMY DENT (REP)	1,065	98.79%	
WRITE IN	13	1.21%	

CIRCUIT CLERK			
Vote For 1			
Total Votes	1,083		
BARBIE BARNETT-STILLINGS (REP)	1,067	98.52%	
WRITE IN	16	1.48%	

JUDGE W. BRENT POWELL SUPREME COURT			
Vote For 1			
Total Votes	1,116		
YES	916	82.08%	
NO	200	17.92%	

RECORDER OF DEEDS			
Vote For 1			
Total Votes	1,070		
KELLY BLUNT HALL (REP)	1,052	98.32%	
WRITE IN	18	1.68%	

JUDGE MARY RHODES RUSSELL SUPREME COURT			
Vote For 1			
Total Votes	1,114		
YES	893	80.16%	
NO	221	19.84%	

COLLECTOR OF REVENUE			
Vote For 1			
Total Votes	1,094		
TED NICHOLS (REP)	1,076	98.35%	
WRITE IN	18	1.65%	

JUDGE JEFFREY BATES APPEALS COURT SOUTHERN DIST			
Vote For 1			
Total Votes	1,110		
YES	893	80.45%	
NO	217	19.55%	

PROSECUTING ATTORNEY			
Vote For 1			
Total Votes	1,074		
AMY J. FITE (REP)	1,053	98.04%	
WRITE IN	21	1.96%	

MISSOURI AMENDMENT 1			
Vote For 1			
Total Votes	1,242		
YES	769	61.92%	
NO	473	38.08%	

*Carl Escher*  
*For*

Registered Voters 2,162 - Total Ballots 1,285 : 59.44%

MISSOURI AMENDMENT 2			
Vote For 1			
Total Votes	1,271		
YES	784	61.68%	
NO	487	38.32%	

MISSOURI PROP. D			
Vote For 1			
Total Votes	1,252		
YES	588	46.96%	
NO	664	53.04%	

MISSOURI AMENDMENT 3			
Vote For 1			
Total Votes	1,268		
YES	318	25.08%	
NO	950	74.92%	

MISSOURI AMENDMENT 4			
Vote For 1			
Total Votes	1,198		
YES	563	46.99%	
NO	635	53.01%	

MISSOURI PROP. B			
Vote For 1			
Total Votes	1,262		
YES	664	52.61%	
NO	598	47.39%	

MISSOURI PROP. C			
Vote For 1			
Total Votes	1,261		
YES	496	39.33%	
NO	765	60.67%	

*Carla Cassin*  
*Ann Amundson*

Precinct Summary Report  
 GENERAL ELECTION - NOVEMBER 6, 2018  
 CHRISTIAN COUNTY, MISSOURI  
 NOVEMBER ELECTIONS  
 24. NORTHVIEW #1  
 OFFICIAL RETURNS

Date: 11/9/2018  
 Time: 2:39:49 PM  
 Page 1/3

Registered Voters 3,625 - Total Ballots 2,200 : 60.69%

**U.S. SENATOR**

Vote For 1			
Total Votes	2,187		
JOSH HAWLEY (REP)	1,467	67.08%	
CLAIRE McCASKILL (DEM)	661	30.22%	
JAPHETH CAMPBELL (LIB)	29	1.33%	
JO CRAIN (GRN)	7	0.32%	
CRAIG O'DEAR (IND)	22	1.01%	
WRITE IN	1	0.05%	

**STATE REP. DIST. 139**

Vote For 1			
Total Votes	2,122		
JERED TAYLOR (REP)	1,558	73.42%	
CORA HANF (DEM)	559	26.34%	
WRITE IN	5	0.24%	

**STATE AUDITOR**

Vote For 1			
Total Votes	2,164		
SAUNDRA McDOWELL (REP)	1,207	55.78%	
NICOLE GALLOWAY (DEM)	866	40.02%	
SEAN O'TOOLE (LIB)	61	2.82%	
DON FITZ (GRN)	12	0.55%	
JACOB LUETKEMEYER (CST)	17	0.79%	
WRITE IN	1	0.05%	

**CIRCUIT JUDGE, CIR. 38 DIV. 1**

Vote For 1			
Total Votes	1,866		
LAURA JOHNSON (REP)	1,839	98.55%	
WRITE IN	27	1.45%	

**ASSOC. CIRCUIT JUDGE, DIV. 3**

Vote For 1			
Total Votes	1,871		
JESSICA L. KRUSE (REP)	1,845	98.61%	
WRITE IN	26	1.39%	

**U.S. REP. DIST. 7**

Vote For 1			
Total Votes	2,169		
BILLY LONG (REP)	1,469	67.73%	
JAMIE DANIEL SCHOOLCRAFT (DEM)	620	28.58%	
BENJAMIN T. BRIXEY (LIB)	80	3.69%	
WRITE IN	0	0%	

**ASSOC. CIRCUIT JUDGE, DIV. 4**

Vote For 1			
Total Votes	1,867		
DOUG BACON (REP)	1,838	98.45%	
WRITE IN	29	1.55%	

**STATE SENATOR DIST. 20**

Vote For 1			
Total Votes	2,141		
ERIC W. BURLISON (REP)	1,573	73.47%	
JIM BILLED0 (DEM)	564	26.34%	
WRITE IN	4	0.19%	

**PRESIDING COMMISSIONER**

Vote For 1			
Total Votes	2,110		
RALPH PHILLIPS (REP)	1,519	71.99%	
BOB RUBINO (DEM)	588	27.87%	
WRITE IN	3	0.14%	

*Clark Essert*

Precinct Summary Report  
 GENERAL ELECTION - NOVEMBER 6, 2018  
 CHRISTIAN COUNTY, MISSOURI  
 NOVEMBER ELECTIONS  
 24. NORTHVIEW #1  
 OFFICIAL RETURNS

Date: 11/9/2018  
 Time: 2:39:49 PM  
 Page 2/3

Registered Voters 3,625 - Total Ballots 2,200 : 60.69%

COUNTY CLERK

Vote For 1			
Total Votes	1,868		
KAY BROWN (REP)	1,845	98.77%	
WRITE IN	23	1.23%	

COUNTY AUDITOR

Vote For 1			
Total Votes	1,829		
AMY DENT (REP)	1,806	98.74%	
WRITE IN	23	1.26%	

CIRCUIT CLERK

Vote For 1			
Total Votes	1,851		
BARBIE BARNETT-STILLINGS (REP)	1,828	98.76%	
WRITE IN	23	1.24%	

JUDGE W. BRENT POWELL SUPREME COURT

Vote For 1			
Total Votes	1,897		
YES	1,579	83.24%	
NO	318	16.76%	

RECORDER OF DEEDS

Vote For 1			
Total Votes	1,845		
KELLY BLUNT HALL (REP)	1,822	98.75%	
WRITE IN	23	1.25%	

JUDGE MARY RHODES RUSSELL SUPREME COURT

Vote For 1			
Total Votes	1,889		
YES	1,490	78.88%	
NO	399	21.12%	

COLLECTOR OF REVENUE

Vote For 1			
Total Votes	1,852		
TED NICHOLS (REP)	1,829	98.76%	
WRITE IN	23	1.24%	

JUDGE JEFFREY BATES APPEALS COURT  
SOUTHERN DIST

Vote For 1			
Total Votes	1,884		
YES	1,487	78.93%	
NO	397	21.07%	

PROSECUTING ATTORNEY

Vote For 1			
Total Votes	1,832		
AMY J. FITE (REP)	1,807	98.64%	
WRITE IN	25	1.36%	

MISSOURI AMENDMENT 1

Vote For 1			
Total Votes	2,120		
YES	1,277	60.24%	
NO	843	39.76%	

*Carla E. Smith*  
*Ann Price*

Precinct Summary Report  
GENERAL ELECTION - NOVEMBER 6, 2018  
CHRISTIAN COUNTY, MISSOURI  
NOVEMBER ELECTIONS  
24. NORTHVIEW #1  
OFFICIAL RETURNS

Date: 11/9/2018  
Time: 2:39:49 PM  
Page 3/3

Registered Voters 3,625 - Total Ballots 2,200 : 60.69%

MISSOURI AMENDMENT 2

Vote For 1 Total Votes	2,175		
YES	1,250	57.47%	
NO	925	42.53%	

MISSOURI PROP. D

Vote For 1 Total Votes	2,152		
YES	1,007	46.79%	
NO	1,145	53.21%	

MISSOURI AMENDMENT 3

Vote For 1 Total Votes	2,170		
YES	551	25.39%	
NO	1,619	74.61%	

MISSOURI AMENDMENT 4

Vote For 1 Total Votes	2,041		
YES	1,003	49.14%	
NO	1,038	50.86%	

MISSOURI PROP. B

Vote For 1 Total Votes	2,160		
YES	1,109	51.34%	
NO	1,051	48.66%	

MISSOURI PROP. C

Vote For 1 Total Votes	2,162		
YES	756	34.97%	
NO	1,406	65.03%	

*Carl Cassuto*  
*Don Rusee*



Precinct Summary Report  
 GENERAL ELECTION - NOVEMBER 6, 2018  
 CHRISTIAN COUNTY, MISSOURI  
 NOVEMBER ELECTIONS  
 26. SPARTA  
 OFFICIAL RETURNS

Date: 11/9/2018  
 Time: 2:39:49 PM  
 Page 1/3

Registered Voters 1,755 - Total Ballots 1,010 : 57.55%

**U.S. SENATOR**

Vote For 1 Total Votes	1,004	
JOSH HAWLEY (REP)	738	73.51%
CLAIRE McCASKILL (DEM)	231	23.01%
JAPHETH CAMPBELL (LIB)	12	1.20%
JO CRAIN (GRN)	8	0.80%
CRAIG O'DEAR (IND)	13	1.29%
WRITE IN	2	0.20%

**STATE AUDITOR**

Vote For 1 Total Votes	993	
SAUNDRA McDOWELL (REP)	603	60.73%
NICOLE GALLOWAY (DEM)	349	35.15%
SEAN O'TOOLE (LIB)	22	2.22%
DON FITZ (GRN)	8	0.81%
JACOB LUETKEMEYER (CST)	10	1.01%
WRITE IN	1	0.10%

**U.S. REP. DIST. 7**

Vote For 1 Total Votes	1,000	
BILLY LONG (REP)	740	74.00%
JAMIE DANIEL SCHOOLCRAFT (DEM)	222	22.20%
BENJAMIN T. BRIXEY (LIB)	37	3.70%
WRITE IN	1	0.10%

**STATE SENATOR DIST. 20**

Vote For 1 Total Votes	990	
ERIC W. BURLISON (REP)	761	76.87%
JIM BILLED0 (DEM)	228	23.03%
WRITE IN	1	0.10%

**STATE REP. DIST. 140**

Vote For 1 Total Votes	982	
LYNN MORRIS (REP)	751	76.48%
TONY SMITH (DEM)	208	21.18%
ROBERT DEBBAUT (GRN)	20	2.04%
WRITE IN	3	0.31%

**CIRCUIT JUDGE, CIR. 38 DIV. 1**

Vote For 1 Total Votes	872	
LAURA JOHNSON (REP)	856	98.17%
WRITE IN	16	1.83%

**ASSOC. CIRCUIT JUDGE, DIV. 3**

Vote For 1 Total Votes	864	
JESSICA L. KRUSE (REP)	848	98.15%
WRITE IN	16	1.85%

**ASSOC. CIRCUIT JUDGE, DIV. 4**

Vote For 1 Total Votes	868	
DOUG BACON (REP)	854	98.39%
WRITE IN	14	1.61%

**PRESIDING COMMISSIONER**

Vote For 1 Total Votes	984	
RALPH PHILLIPS (REP)	793	80.59%
BOB RUBINO (DEM)	188	19.11%
WRITE IN	3	0.30%

*Carle Esmer*  
*[Signature]*

Precinct Summary Report  
 GENERAL ELECTION - NOVEMBER 6, 2018  
 CHRISTIAN COUNTY, MISSOURI  
 NOVEMBER ELECTIONS  
 26. SPARTA  
 OFFICIAL RETURNS

Date: 11/9/2018  
 Time: 2:39:49 PM  
 Page 2/3

Registered Voters 1,755 - Total Ballots 1,010 : 57.55%

COUNTY CLERK

Vote For 1 Total Votes	872	
KAY BROWN (REP)	861	98.74%
WRITE IN	11	1.26%

COUNTY AUDITOR

Vote For 1 Total Votes	865	
AMY DENT (REP)	856	98.96%
WRITE IN	9	1.04%

CIRCUIT CLERK

Vote For 1 Total Votes	867	
BARBIE BARNETT-STILLINGS (REP)	857	98.85%
WRITE IN	10	1.15%

JUDGE W. BRENT POWELL SUPREME COURT

Vote For 1 Total Votes	894	
YES	711	79.53%
NO	183	20.47%

RECORDER OF DEEDS

Vote For 1 Total Votes	866	
KELLY BLUNT HALL (REP)	854	98.61%
WRITE IN	12	1.39%

JUDGE MARY RHODES RUSSELL SUPREME COURT

Vote For 1 Total Votes	882	
YES	654	74.15%
NO	228	25.85%

COLLECTOR OF REVENUE

Vote For 1 Total Votes	874	
TED NICHOLS (REP)	863	98.74%
WRITE IN	11	1.26%

JUDGE JEFFREY BATES APPEALS COURT  
SOUTHERN DIST

Vote For 1 Total Votes	879	
YES	661	75.20%
NO	218	24.80%

PROSECUTING ATTORNEY

Vote For 1 Total Votes	855	
AMY J. FITE (REP)	843	98.60%
WRITE IN	12	1.40%

MISSOURI AMENDMENT 1

Vote For 1 Total Votes	988	
YES	524	53.04%
NO	464	46.96%

*Carla Esch*  
*Jim Russer*

Precinct Summary Report  
 GENERAL ELECTION - NOVEMBER 6, 2018  
 CHRISTIAN COUNTY, MISSOURI  
 NOVEMBER ELECTIONS  
 26. SPARTA  
 OFFICIAL RETURNS

Date: 11/9/2018  
 Time: 2:39:49 PM  
 Page 3/3

Registered Voters 1,755 - Total Ballots 1,010 : 57.55%

MISSOURI AMENDMENT 2

Vote For 1 Total Votes	1,004		
YES	577	57.47%	
NO	427	42.53%	

MISSOURI PROP. D

Vote For 1 Total Votes	997		
YES	317	31.80%	
NO	680	68.20%	

MISSOURI AMENDMENT 3

Vote For 1 Total Votes	999		
YES	243	24.32%	
NO	756	75.68%	

MISSOURI AMENDMENT 4

Vote For 1 Total Votes	975		
YES	432	44.31%	
NO	543	55.69%	

MISSOURI PROP. B

Vote For 1 Total Votes	1,004		
YES	493	49.10%	
NO	511	50.90%	

MISSOURI PROP. C

Vote For 1 Total Votes	1,000		
YES	355	35.50%	
NO	645	64.50%	

*Carle Esch*  
*Don Russel*

Precinct Summary Report  
 GENERAL ELECTION - NOVEMBER 6, 2018  
 CHRISTIAN COUNTY, MISSOURI  
 NOVEMBER ELECTIONS  
 27. UNION CHAPEL #2  
 OFFICIAL RETURNS

Date: 11/9/2018  
 Time: 2:39:49 PM  
 Page 1/3

Registered Voters 3,387 - Total Ballots 2,003 : 59.14%

**U.S. SENATOR**

Vote For 1		
Total Votes	1,988	
JOSH HAWLEY (REP)	1,377	69.27%
CLAIRE McCASKILL (DEM)	552	27.77%
JAPHETH CAMPBELL (LIB)	23	1.16%
JO CRAIN (GRN)	5	0.25%
CRAIG O'DEAR (IND)	30	1.51%
WRITE IN	1	0.05%

**STATE AUDITOR**

Vote For 1		
Total Votes	1,955	
SAUNDRA McDOWELL (REP)	1,103	56.42%
NICOLE GALLOWAY (DEM)	774	39.59%
SEAN O'TOOLE (LIB)	58	2.97%
DON FITZ (GRN)	9	0.46%
JACOB LUETKEMEYER (CST)	10	0.51%
WRITE IN	1	0.05%

**U.S. REP. DIST. 7**

Vote For 1		
Total Votes	1,960	
BILLY LONG (REP)	1,347	68.72%
JAMIE DANIEL SCHOOLCRAFT (DEM)	513	26.17%
BENJAMIN T. BRIXEY (LIB)	98	5.00%
WRITE IN	2	0.10%

**STATE SENATOR DIST. 20**

Vote For 1		
Total Votes	1,945	
ERIC W. BURLISON (REP)	1,466	75.37%
JIM BILLED0 (DEM)	477	24.52%
WRITE IN	2	0.10%

**STATE REP. DIST. 139**

Vote For 1		
Total Votes	1,924	
JERED TAYLOR (REP)	1,464	76.09%
CORA HANF (DEM)	457	23.75%
WRITE IN	3	0.16%

**CIRCUIT JUDGE, CIR. 38 DIV. 1**

Vote For 1		
Total Votes	1,672	
LAURA JOHNSON (REP)	1,647	98.50%
WRITE IN	25	1.50%

**ASSOC. CIRCUIT JUDGE, DIV. 3**

Vote For 1		
Total Votes	1,675	
JESSICA L. KRUSE (REP)	1,651	98.57%
WRITE IN	24	1.43%

**ASSOC. CIRCUIT JUDGE, DIV. 4**

Vote For 1		
Total Votes	1,681	
DOUG BACON (REP)	1,663	98.93%
WRITE IN	18	1.07%

**PRESIDING COMMISSIONER**

Vote For 1		
Total Votes	1,917	
RALPH PHILLIPS (REP)	1,401	73.08%
BOB RUBINO (DEM)	513	26.76%
WRITE IN	3	0.16%

*Carla Esposito*  
*For District 139*

Precinct Summary Report  
 GENERAL ELECTION - NOVEMBER 6, 2018  
 CHRISTIAN COUNTY, MISSOURI  
 NOVEMBER ELECTIONS  
 27. UNION CHAPEL #2  
 OFFICIAL RETURNS

Date: 11/9/2018  
 Time: 2:39:49 PM  
 Page 2/3

Registered Voters 3,387 - Total Ballots 2,003 : 59.14%

COUNTY CLERK

Vote For 1			
Total Votes	1,665		
KAY BROWN (REP)	1,645	98.80%	
WRITE IN	20	1.20%	

COUNTY AUDITOR

Vote For 1			
Total Votes	1,638		
AMY DENT (REP)	1,616	98.66%	
WRITE IN	22	1.34%	

CIRCUIT CLERK

Vote For 1			
Total Votes	1,670		
BARBIE BARNETT-STILLINGS (REP)	1,648	98.68%	
WRITE IN	22	1.32%	

JUDGE W. BRENT POWELL SUPREME COURT

Vote For 1			
Total Votes	1,701		
YES	1,416	83.25%	
NO	285	16.75%	

RECORDER OF DEEDS

Vote For 1			
Total Votes	1,638		
KELLY BLUNT HALL (REP)	1,617	98.72%	
WRITE IN	21	1.28%	

JUDGE MARY RHODES RUSSELL SUPREME COURT

Vote For 1			
Total Votes	1,699		
YES	1,336	78.63%	
NO	363	21.37%	

COLLECTOR OF REVENUE

Vote For 1			
Total Votes	1,674		
TED NICHOLS (REP)	1,649	98.51%	
WRITE IN	25	1.49%	

JUDGE JEFFREY BATES APPEALS COURT  
 SOUTHERN DIST

Vote For 1			
Total Votes	1,692		
YES	1,330	78.61%	
NO	362	21.39%	

PROSECUTING ATTORNEY

Vote For 1			
Total Votes	1,644		
AMY J. FITE (REP)	1,621	98.60%	
WRITE IN	23	1.40%	

MISSOURI AMENDMENT 1

Vote For 1			
Total Votes	1,940		
YES	1,164	60.00%	
NO	776	40.00%	

*Carla Cassette*  
*Tom Lunsford*

Precinct Summary Report  
 GENERAL ELECTION - NOVEMBER 6, 2018  
 CHRISTIAN COUNTY, MISSOURI  
 NOVEMBER ELECTIONS  
 27. UNION CHAPEL #2  
 OFFICIAL RETURNS

Date: 11/9/2018  
 Time: 2:39:49 PM  
 Page 3/3

Registered Voters 3,387 - Total Ballots 2,003 : 59.14%

MISSOURI AMENDMENT 2

Vote For 1			
Total Votes	1,981		
YES	1,062	53.61%	
NO	919	46.39%	

MISSOURI PROP. D

Vote For 1			
Total Votes	1,971		
YES	878	44.55%	
NO	1,093	55.45%	

MISSOURI AMENDMENT 3

Vote For 1			
Total Votes	1,972		
YES	501	25.41%	
NO	1,471	74.59%	

MISSOURI AMENDMENT 4

Vote For 1			
Total Votes	1,870		
YES	884	47.27%	
NO	986	52.73%	

MISSOURI PROP. B

Vote For 1			
Total Votes	1,975		
YES	933	47.24%	
NO	1,042	52.76%	

MISSOURI PROP. C

Vote For 1			
Total Votes	1,963		
YES	737	37.54%	
NO	1,226	62.46%	

*Carla Essuto*  
*Ann Dussan*

Precinct Summary Report  
 GENERAL ELECTION - NOVEMBER 6, 2018  
 CHRISTIAN COUNTY, MISSOURI  
 NOVEMBER ELECTIONS  
 28. ROSEDALE #2  
 OFFICIAL RETURNS

Date: 11/9/2018  
 Time: 2:39:50 PM  
 Page 1/3

Registered Voters 1,972 - Total Ballots 1,276 : 64.71%

**U.S. SENATOR**

Vote For 1 Total Votes	1,272	
JOSH HAWLEY (REP)	881	69.26%
CLAIRE McCASKILL (DEM)	361	28.38%
JAPHETH CAMPBELL (LIB)	14	1.10%
JO CRAIN (GRN)	4	0.31%
CRAIG O'DEAR (IND)	12	0.94%
WRITE IN	0	0%

**STATE REP. DIST. 139**

Vote For 1 Total Votes	1,245	
JERED TAYLOR (REP)	927	74.46%
CORA HANF (DEM)	318	25.54%
WRITE IN	0	0%

**STATE AUDITOR**

Vote For 1 Total Votes	1,253	
SAUNDRA McDOWELL (REP)	718	57.30%
NICOLE GALLOWAY (DEM)	483	38.55%
SEAN O'TOOLE (LIB)	34	2.71%
DON FITZ (GRN)	5	0.40%
JACOB LUETKEMEYER (CST)	13	1.04%
WRITE IN	0	0%

**CIRCUIT JUDGE, CIR. 38 DIV. 1**

Vote For 1 Total Votes	1,057	
LAURA JOHNSON (REP)	1,041	98.49%
WRITE IN	16	1.51%

**ASSOC. CIRCUIT JUDGE, DIV. 3**

Vote For 1 Total Votes	1,050	
JESSICA L. KRUSE (REP)	1,035	98.57%
WRITE IN	15	1.43%

**U.S. REP. DIST. 7**

Vote For 1 Total Votes	1,262	
BILLY LONG (REP)	859	68.07%
JAMIE DANIEL SCHOOLCRAFT (DEM)	357	28.29%
BENJAMIN T. BRIXEY (LIB)	46	3.65%
WRITE IN	0	0%

**ASSOC. CIRCUIT JUDGE, DIV. 4**

Vote For 1 Total Votes	1,057	
DOUG BACON (REP)	1,043	98.68%
WRITE IN	14	1.32%

**STATE SENATOR DIST. 20**

Vote For 1 Total Votes	1,255	
ERIC W. BURLISON (REP)	925	73.71%
JIM BILLEDO (DEM)	330	26.29%
WRITE IN	0	0%

**PRESIDING COMMISSIONER**

Vote For 1 Total Votes	1,240	
RALPH PHILLIPS (REP)	906	73.06%
BOB RUBINO (DEM)	329	26.53%
WRITE IN	5	0.40%

*Carla Cassin*  
*[Handwritten signatures and initials]*

Precinct Summary Report  
 GENERAL ELECTION - NOVEMBER 6, 2018  
 CHRISTIAN COUNTY, MISSOURI  
 NOVEMBER ELECTIONS  
 28. ROSEDALE #2  
 OFFICIAL RETURNS

Date: 11/9/2018  
 Time: 2:39:50 PM  
 Page 2/3

Registered Voters 1,972 - Total Ballots 1,276 : 64.71%

COUNTY CLERK

Vote For 1 Total Votes	1,045	
KAY BROWN (REP)	1,037	99.23%
WRITE IN	8	0.77%

COUNTY AUDITOR

Vote For 1 Total Votes	1,033	
AMY DENT (REP)	1,021	98.84%
WRITE IN	12	1.16%

CIRCUIT CLERK

Vote For 1 Total Votes	1,042	
BARBIE BARNETT-STILLINGS (REP)	1,026	98.46%
WRITE IN	16	1.54%

JUDGE W. BRENT POWELL SUPREME COURT

Vote For 1 Total Votes	1,064	
YES	887	83.36%
NO	177	16.64%

RECORDER OF DEEDS

Vote For 1 Total Votes	1,034	
KELLY BLUNT HALL (REP)	1,022	98.84%
WRITE IN	12	1.16%

JUDGE MARY RHODES RUSSELL SUPREME COURT

Vote For 1 Total Votes	1,060	
YES	857	80.85%
NO	203	19.15%

COLLECTOR OF REVENUE

Vote For 1 Total Votes	1,047	
TED NICHOLS (REP)	1,036	98.95%
WRITE IN	11	1.05%

JUDGE JEFFREY BATES APPEALS COURT  
SOUTHERN DIST

Vote For 1 Total Votes	1,057	
YES	840	79.47%
NO	217	20.53%

PROSECUTING ATTORNEY

Vote For 1 Total Votes	1,036	
AMY J. FITE (REP)	1,025	98.94%
WRITE IN	11	1.06%

MISSOURI AMENDMENT 1

Vote For 1 Total Votes	1,238	
YES	711	57.43%
NO	527	42.57%

*Carla Esposito*  
*Ann Russell*  
*[Signature]*



Precinct Summary Report  
 GENERAL ELECTION - NOVEMBER 6, 2018  
 CHRISTIAN COUNTY, MISSOURI  
 NOVEMBER ELECTIONS  
 28. ROSEDALE #2  
 OFFICIAL RETURNS

Date: 11/9/2018  
 Time: 2:39:50 PM  
 Page 3/3

Registered Voters 1,972 - Total Ballots 1,276 : 64.71%

MISSOURI AMENDMENT 2		
Vote For 1		
Total Votes	1,269	
YES	707	55.71%
NO	562	44.29%


MISSOURI PROP. D		
Vote For 1		
Total Votes	1,249	
YES	594	47.56%
NO	655	52.44%

MISSOURI AMENDMENT 3		
Vote For 1		
Total Votes	1,256	
YES	313	24.92%
NO	943	75.08%

MISSOURI AMENDMENT 4		
Vote For 1		
Total Votes	1,188	
YES	592	49.83%
NO	596	50.17%

MISSOURI PROP. B		
Vote For 1		
Total Votes	1,252	
YES	643	51.36%
NO	609	48.64%

MISSOURI PROP. C		
Vote For 1		
Total Votes	1,245	
YES	440	35.34%
NO	805	64.66%

*Carole Everett*  
*Don Cassel*  


Precinct Summary Report  
 GENERAL ELECTION - NOVEMBER 6, 2018  
 CHRISTIAN COUNTY, MISSOURI  
 NOVEMBER ELECTIONS  
 29. NORTHVIEW #2  
 OFFICIAL RETURNS

Date: 11/9/2018  
 Time: 2:39:50 PM  
 Page 1/3

Registered Voters 2,042 - Total Ballots 1,222 : 59.84%

**U.S. SENATOR**

Vote For 1 Total Votes	1,214	
JOSH HAWLEY (REP)	780	64.25%
CLAIRE McCASKILL (DEM)	393	32.37%
JAPHETH CAMPBELL (LIB)	21	1.73%
JO CRAIN (GRN)	5	0.41%
CRAIG O'DEAR (IND)	12	0.99%
WRITE IN	3	0.25%

**STATE AUDITOR**

Vote For 1 Total Votes	1,186	
SAUNDRA McDOWELL (REP)	612	51.60%
NICOLE GALLOWAY (DEM)	516	43.51%
SEAN O'TOOLE (LIB)	37	3.12%
DON FITZ (GRN)	6	0.51%
JACOB LUETKEMEYER (CST)	11	0.93%
WRITE IN	4	0.34%

**U.S. REP. DIST. 7**

Vote For 1 Total Votes	1,196	
BILLY LONG (REP)	758	63.38%
JAMIE DANIEL SCHOOLCRAFT (DEM)	373	31.19%
BENJAMIN T. BRIXEY (LIB)	64	5.35%
WRITE IN	1	0.08%

**STATE SENATOR DIST. 20**

Vote For 1 Total Votes	1,184	
ERIC W. BURLISON (REP)	845	71.37%
JIM BILLEDO (DEM)	337	28.46%
WRITE IN	2	0.17%

**STATE REP. DIST. 139**

Vote For 1 Total Votes	1,165	
JERED TAYLOR (REP)	830	71.24%
CORA HANF (DEM)	333	28.58%
WRITE IN	2	0.17%

**CIRCUIT JUDGE, CIR. 38 DIV. 1**

Vote For 1 Total Votes	1,010	
LAURA JOHNSON (REP)	991	98.12%
WRITE IN	19	1.88%

**ASSOC. CIRCUIT JUDGE, DIV. 3**

Vote For 1 Total Votes	1,013	
JESSICA L. KRUSE (REP)	991	97.83%
WRITE IN	22	2.17%

**ASSOC. CIRCUIT JUDGE, DIV. 4**

Vote For 1 Total Votes	1,002	
DOUG BACON (REP)	983	98.10%
WRITE IN	19	1.90%

**PRESIDING COMMISSIONER**

Vote For 1 Total Votes	1,153	
RALPH PHILLIPS (REP)	804	69.73%
BOB RUBINO (DEM)	347	30.10%
WRITE IN	2	0.17%

*Carole Cassin*  
*S. Reed*

*[Signature]*

Precinct Summary Report  
 GENERAL ELECTION - NOVEMBER 6, 2018  
 CHRISTIAN COUNTY, MISSOURI  
 NOVEMBER ELECTIONS  
 29. NORTHVIEW #2  
 OFFICIAL RETURNS

Date: 11/9/2018  
 Time: 2:39:50 PM  
 Page 2/3

Registered Voters 2,042 - Total Ballots 1,222 : 59.84%

COUNTY CLERK

Vote For 1 Total Votes	1,003	
KAY BROWN (REP)	986	98.31%
WRITE IN	17	1.69%

COUNTY AUDITOR

Vote For 1 Total Votes	1,001	
AMY DENT (REP)	988	98.70%
WRITE IN	13	1.30%

CIRCUIT CLERK

Vote For 1 Total Votes	1,005	
BARBIE BARNETT-STILLINGS (REP)	988	98.31%
WRITE IN	17	1.69%

JUDGE W. BRENT POWELL SUPREME COURT

Vote For 1 Total Votes	1,021	
YES	844	82.66%
NO	177	17.34%

RECORDER OF DEEDS

Vote For 1 Total Votes	993	
KELLY BLUNT HALL (REP)	979	98.59%
WRITE IN	14	1.41%

JUDGE MARY RHODES RUSSELL SUPREME COURT

Vote For 1 Total Votes	1,020	
YES	798	78.24%
NO	222	21.76%

COLLECTOR OF REVENUE

Vote For 1 Total Votes	1,010	
TED NICHOLS (REP)	998	98.81%
WRITE IN	12	1.19%

JUDGE JEFFREY BATES APPEALS COURT  
SOUTHERN DIST

Vote For 1 Total Votes	1,019	
YES	801	78.61%
NO	218	21.39%

PROSECUTING ATTORNEY

Vote For 1 Total Votes	1,003	
AMY J. FITE (REP)	983	98.01%
WRITE IN	20	1.99%

MISSOURI AMENDMENT 1

Vote For 1 Total Votes	1,193	
YES	721	60.44%
NO	472	39.56%

*Carl Esent*  
*For Secy*

Precinct Summary Report  
GENERAL ELECTION - NOVEMBER 6, 2018  
CHRISTIAN COUNTY, MISSOURI  
NOVEMBER ELECTIONS  
29. NORTHVIEW #2  
OFFICIAL RETURNS

Date: 11/9/2018  
Time: 2:39:50 PM  
Page 3/3

Registered Voters 2,042 - Total Ballots 1,222 : 59.84%

MISSOURI AMENDMENT 2

Vote For 1 Total Votes	1,209		
YES	685	56.66%	
NO	524	43.34%	

MISSOURI PROP. D

Vote For 1 Total Votes	1,195		
YES	541	45.27%	
NO	654	54.73%	

MISSOURI AMENDMENT 3

Vote For 1 Total Votes	1,206		
YES	306	25.37%	
NO	900	74.63%	

MISSOURI AMENDMENT 4

Vote For 1 Total Votes	1,141		
YES	581	50.92%	
NO	560	49.08%	

MISSOURI PROP. B

Vote For 1 Total Votes	1,205		
YES	639	53.03%	
NO	566	46.97%	

MISSOURI PROP. C

Vote For 1 Total Votes	1,190		
YES	427	35.88%	
NO	763	64.12%	

*Carle Cassin*  
*Alex Burrell*  
*[Signature]*

Precinct Summary Report  
 GENERAL ELECTION - NOVEMBER 6, 2018  
 CHRISTIAN COUNTY, MISSOURI  
 NOVEMBER ELECTIONS  
 30. ROSEDALE 1B  
 OFFICIAL RETURNS

Date: 11/9/2018  
 Time: 2:39:50 PM  
 Page 1/3

Registered Voters 2,206 - Total Ballots 1,147 : 51.99%

**U.S. SENATOR**

Vote For 1		
Total Votes	1,141	
JOSH HAWLEY (REP)	743	65.12%
CLAIRE McCASKILL (DEM)	361	31.64%
JAPHETH CAMPBELL (LIB)	11	0.96%
JO CRAIN (GRN)	9	0.79%
CRAIG O'DEAR (IND)	16	1.40%
WRITE IN	1	0.09%

**STATE AUDITOR**

Vote For 1		
Total Votes	1,123	
SAUNDRA McDOWELL (REP)	634	56.46%
NICOLE GALLOWAY (DEM)	430	38.29%
SEAN O'TOOLE (LIB)	33	2.94%
DON FITZ (GRN)	7	0.62%
JACOB LUETKEMEYER (CST)	17	1.51%
WRITE IN	2	0.18%

**U.S. REP. DIST. 7**

Vote For 1		
Total Votes	1,133	
BILLY LONG (REP)	751	66.28%
JAMIE DANIEL SCHOOLCRAFT (DEM)	342	30.19%
BENJAMIN T. BRIKEY (LIB)	38	3.35%
WRITE IN	2	0.18%

**STATE SENATOR DIST. 20**

Vote For 1		
Total Votes	1,118	
ERIC W. BURLISON (REP)	803	71.82%
JIM BILLED0 (DEM)	313	28.00%
WRITE IN	2	0.18%

**STATE REP. DIST. 139**

Vote For 1		
Total Votes	1,112	
JERED TAYLOR (REP)	803	72.21%
CORA HANF (DEM)	306	27.52%
WRITE IN	3	0.27%

**CIRCUIT JUDGE, CIR. 38 DIV. 1**

Vote For 1		
Total Votes	986	
LAURA JOHNSON (REP)	967	98.07%
WRITE IN	19	1.93%

**ASSOC. CIRCUIT JUDGE, DIV. 3**

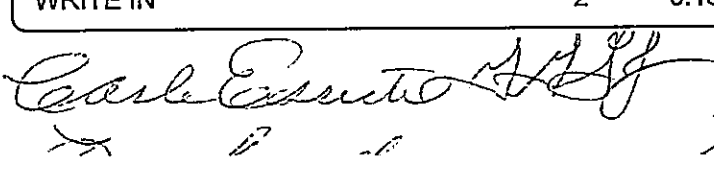

Vote For 1		
Total Votes	976	
JESSICA L. KRUSE (REP)	956	97.95%
WRITE IN	20	2.05%

**ASSOC. CIRCUIT JUDGE, DIV. 4**

Vote For 1		
Total Votes	979	
DOUG BACON (REP)	960	98.06%
WRITE IN	19	1.94%

**PRESIDING COMMISSIONER**

Vote For 1		
Total Votes	1,110	
RALPH PHILLIPS (REP)	784	70.63%
BOB RUBINO (DEM)	325	29.28%
WRITE IN	1	0.09%

*Carole Esposito*  

Precinct Summary Report  
 GENERAL ELECTION - NOVEMBER 6, 2018  
 CHRISTIAN COUNTY, MISSOURI  
 NOVEMBER ELECTIONS  
 30. ROSEDALE 1B  
 OFFICIAL RETURNS

Date: 11/9/2018  
 Time: 2:39:50 PM  
 Page 2/3

Registered Voters 2,206 - Total Ballots 1,147 : 51.99%

COUNTY CLERK

Vote For 1		
Total Votes	980	
KAY BROWN (REP)	963	98.27%
WRITE IN	17	1.73%

COUNTY AUDITOR

Vote For 1		
Total Votes	972	
AMY DENT (REP)	955	98.25%
WRITE IN	17	1.75%

CIRCUIT CLERK

Vote For 1		
Total Votes	983	
BARBIE BARNETT-STILLINGS (REP)	964	98.07%
WRITE IN	19	1.93%

JUDGE W. BRENT POWELL SUPREME COURT

Vote For 1		
Total Votes	992	
YES	823	82.96%
NO	169	17.04%

RECORDER OF DEEDS

Vote For 1		
Total Votes	973	
KELLY BLUNT HALL (REP)	955	98.15%
WRITE IN	18	1.85%

JUDGE MARY RHODES RUSSELL SUPREME COURT

Vote For 1		
Total Votes	993	
YES	812	81.77%
NO	181	18.23%

COLLECTOR OF REVENUE

Vote For 1		
Total Votes	988	
TED NICHOLS (REP)	968	97.98%
WRITE IN	20	2.02%

JUDGE JEFFREY BATES APPEALS COURT  
 SOUTHERN DIST

Vote For 1		
Total Votes	983	
YES	799	81.28%
NO	184	18.72%

PROSECUTING ATTORNEY

Vote For 1		
Total Votes	967	
AMY J. FITE (REP)	944	97.62%
WRITE IN	23	2.38%

MISSOURI AMENDMENT 1

Vote For 1		
Total Votes	1,124	
YES	717	63.79%
NO	407	36.21%

*Casey Essert*  
*Jim Russell*

Registered Voters 2,206 - Total Ballots 1,147 : 51.99%

MISSOURI AMENDMENT 2			
Vote For 1			
Total Votes	1,137		
YES	708	62.27%	
NO	429	37.73%	

MISSOURI PROP. D			
Vote For 1			
Total Votes	1,131		
YES	503	44.47%	
NO	628	55.53%	


MISSOURI AMENDMENT 3			
Vote For 1			
Total Votes	1,131		
YES	311	27.50%	
NO	820	72.50%	

MISSOURI AMENDMENT 4			
Vote For 1			
Total Votes	1,075		
YES	532	49.49%	
NO	543	50.51%	

MISSOURI PROP. B			
Vote For 1			
Total Votes	1,125		
YES	617	54.84%	
NO	508	45.16%	

MISSOURI PROP. C			
Vote For 1			
Total Votes	1,128		
YES	470	41.67%	
NO	658	58.33%	

*Carla Essick*  
*Don Russell*



Precinct Summary Report  
 GENERAL ELECTION - NOVEMBER 6, 2018  
 CHRISTIAN COUNTY, MISSOURI  
 NOVEMBER ELECTIONS  
 31. RIVERSIDE #2  
 OFFICIAL RETURNS

Date: 11/9/2018  
 Time: 2:39:50 PM  
 Page 1/3

Registered Voters 2,778 - Total Ballots 1,702 : 61.27%

**U.S. SENATOR**

Vote For 1 Total Votes	1,696	
JOSH HAWLEY (REP)	1,204	70.99%
CLAIRE McCASKILL (DEM)	454	26.77%
JAPHETH CAMPBELL (LIB)	20	1.18%
JO CRAIN (GRN)	2	0.12%
CRAIG O'DEAR (IND)	15	0.88%
WRITE IN	1	0.06%

**STATE REP. DIST. 140**

Vote For 1 Total Votes	1,662	
LYNN MORRIS (REP)	1,227	73.83%
TONY SMITH (DEM)	381	22.92%
ROBERT DEBBAUT (GRN)	51	3.07%
WRITE IN	3	0.18%

**STATE AUDITOR**

Vote For 1 Total Votes	1,668	
SAUNDRA McDOWELL (REP)	974	58.39%
NICOLE GALLOWAY (DEM)	628	37.65%
SEAN O'TOOLE (LIB)	44	2.64%
DON FITZ (GRN)	7	0.42%
JACOB LUETKEMEYER (CST)	13	0.78%
WRITE IN	2	0.12%

**CIRCUIT JUDGE, CIR. 38 DIV. 1**

Vote For 1 Total Votes	1,451	
LAURA JOHNSON (REP)	1,434	98.83%
WRITE IN	17	1.17%

**ASSOC. CIRCUIT JUDGE, DIV. 3**

Vote For 1 Total Votes	1,444	
JESSICA L. KRUSE (REP)	1,434	99.31%
WRITE IN	10	0.69%

**U.S. REP. DIST. 7**

Vote For 1 Total Votes	1,678	
BILLY LONG (REP)	1,181	70.38%
JAMIE DANIEL SCHOOLCRAFT (DEM)	442	26.34%
BENJAMIN T. BRIXEY (LIB)	52	3.10%
WRITE IN	3	0.18%

**ASSOC. CIRCUIT JUDGE, DIV. 4**

Vote For 1 Total Votes	1,443	
DOUG BACON (REP)	1,428	98.96%
WRITE IN	15	1.04%

**STATE SENATOR DIST. 20**

Vote For 1 Total Votes	1,663	
ERIC W. BURLISON (REP)	1,240	74.56%
JIM BILLED0 (DEM)	422	25.38%
WRITE IN	1	0.06%

**PRESIDING COMMISSIONER**

Vote For 1 Total Votes	1,637	
RALPH PHILLIPS (REP)	1,274	77.83%
BOB RUBINO (DEM)	361	22.05%
WRITE IN	2	0.12%

*Carole Cassin*  
*Eric Russell*



Precinct Summary Report  
 GENERAL ELECTION - NOVEMBER 6, 2018  
 CHRISTIAN COUNTY, MISSOURI  
 NOVEMBER ELECTIONS  
 31. RIVERSIDE #2  
 OFFICIAL RETURNS

Date: 11/9/2018  
 Time: 2:39:50 PM  
 Page 2/3

Registered Voters 2,778 - Total Ballots 1,702 : 61.27%

COUNTY CLERK

Vote For 1			
Total Votes	1,441		
KAY BROWN (REP)	1,430	99.24%	
WRITE IN	11	0.76%	

COUNTY AUDITOR

Vote For 1			
Total Votes	1,415		
AMY DENT (REP)	1,403	99.15%	
WRITE IN	12	0.85%	

CIRCUIT CLERK

Vote For 1			
Total Votes	1,419		
BARBIE BARNETT-STILLINGS (REP)	1,410	99.37%	
WRITE IN	9	0.63%	

JUDGE W. BRENT POWELL SUPREME COURT

Vote For 1			
Total Votes	1,476		
YES	1,250	84.69%	
NO	226	15.31%	

RECORDER OF DEEDS

Vote For 1			
Total Votes	1,416		
KELLY BLUNT HALL (REP)	1,406	99.29%	
WRITE IN	10	0.71%	

JUDGE MARY RHODES RUSSELL SUPREME COURT

Vote For 1			
Total Votes	1,470		
YES	1,177	80.07%	
NO	293	19.93%	

COLLECTOR OF REVENUE

Vote For 1			
Total Votes	1,437		
TED NICHOLS (REP)	1,426	99.23%	
WRITE IN	11	0.77%	

JUDGE JEFFREY BATES APPEALS COURT SOUTHERN DIST


Vote For 1			
Total Votes	1,463		
YES	1,167	79.77%	
NO	296	20.23%	

PROSECUTING ATTORNEY

Vote For 1			
Total Votes	1,416		
AMY J. FITE (REP)	1,399	98.80%	
WRITE IN	17	1.20%	

MISSOURI AMENDMENT 1

Vote For 1			
Total Votes	1,656		
YES	959	57.91%	
NO	697	42.09%	

*Carole Esposito*  
*Zina Russell*  


Precinct Summary Report  
GENERAL ELECTION - NOVEMBER 6, 2018  
CHRISTIAN COUNTY, MISSOURI  
NOVEMBER ELECTIONS  
31. RIVERSIDE #2  
OFFICIAL RETURNS

Date: 11/9/2018  
Time: 2:39:50 PM  
Page 3/3

Registered Voters 2,778 - Total Ballots 1,702 : 61.27%

MISSOURI AMENDMENT 2

Vote For 1			
Total Votes	1,685		
YES	867	51.45%	
NO	818	48.55%	

MISSOURI PROP. D

Vote For 1			
Total Votes	1,683		
YES	799	47.47%	
NO	884	52.53%	

MISSOURI AMENDMENT 3

Vote For 1			
Total Votes	1,677		
YES	356	21.23%	
NO	1,321	78.77%	

MISSOURI AMENDMENT 4

Vote For 1			
Total Votes	1,596		
YES	771	48.31%	
NO	825	51.69%	

MISSOURI PROP. B

Vote For 1			
Total Votes	1,683		
YES	836	49.67%	
NO	847	50.33%	

MISSOURI PROP. C

Vote For 1			
Total Votes	1,666		
YES	549	32.95%	
NO	1,117	67.05%	

*Case Esch*  
*Ann Lusk*

Precinct Summary Report  
 GENERAL ELECTION - NOVEMBER 6, 2018  
 CHRISTIAN COUNTY, MISSOURI  
 NOVEMBER ELECTIONS  
 32. CASSIDY #2  
 OFFICIAL RETURNS

Date: 11/9/2018  
 Time: 2:39:50 PM  
 Page 1/3

Registered Voters 3,277 - Total Ballots 1,743 : 53.19%

**U.S. SENATOR**

Vote For 1			
Total Votes	1,734		
JOSH HAWLEY (REP)	1,189	68.57%	
CLAIRE McCASKILL (DEM)	500	28.84%	
JAPHETH CAMPBELL (LIB)	24	1.38%	
JO CRAIN (GRN)	8	0.46%	
CRAIG O'DEAR (IND)	12	0.69%	
WRITE IN	1	0.06%	

**STATE AUDITOR**

Vote For 1			
Total Votes	1,714		
SAUNDRA McDOWELL (REP)	955	55.72%	
NICOLE GALLOWAY (DEM)	698	40.72%	
SEAN O'TOOLE (LIB)	37	2.16%	
DON FITZ (GRN)	8	0.47%	
JACOB LUETKEMEYER (CST)	15	0.88%	
WRITE IN	1	0.06%	

**U.S. REP. DIST. 7**

Vote For 1			
Total Votes	1,726		
BILLY LONG (REP)	1,181	68.42%	
JAMIE DANIEL SCHOOLCRAFT (DEM)	490	28.39%	
BENJAMIN T. BRIXEY (LIB)	54	3.13%	
WRITE IN	1	0.06%	

**STATE SENATOR DIST. 20**

Vote For 1			
Total Votes	1,711		
ERIC W. BURLISON (REP)	1,221	71.36%	
JIM BILLED0 (DEM)	489	28.58%	
WRITE IN	1	0.06%	

**STATE REP. DIST. 140**

Vote For 1			
Total Votes	1,710		
LYNN MORRIS (REP)	1,203	70.35%	
TONY SMITH (DEM)	462	27.02%	
ROBERT DEBBAUT (GRN)	45	2.63%	
WRITE IN	0	0%	

**CIRCUIT JUDGE, CIR. 38 DIV. 1**

Vote For 1			
Total Votes	1,522		
LAURA JOHNSON (REP)	1,506	98.95%	
WRITE IN	16	1.05%	

**ASSOC. CIRCUIT JUDGE, DIV. 3**

Vote For 1			
Total Votes	1,510		
JESSICA L. KRUSE (REP)	1,494	98.94%	
WRITE IN	16	1.06%	

**ASSOC. CIRCUIT JUDGE, DIV. 4**

Vote For 1			
Total Votes	1,509		
DOUG BACON (REP)	1,493	98.94%	
WRITE IN	16	1.06%	

**PRESIDING COMMISSIONER**

Vote For 1			
Total Votes	1,688		
RALPH PHILLIPS (REP)	1,247	73.87%	
BOB RUBINO (DEM)	439	26.01%	
WRITE IN	2	0.12%	

*Carle Cassidy*  
*Ann Russel*

*[Signature]*

Registered Voters 3,277 - Total Ballots 1,743 : 53.19%

**COUNTY CLERK**

Vote For 1			
Total Votes	1,508		
KAY BROWN (REP)	1,494	99.07%	
WRITE IN	14	0.93%	

**COUNTY AUDITOR**

Vote For 1			
Total Votes	1,487		
AMY DENT (REP)	1,473	99.06%	
WRITE IN	14	0.94%	

**CIRCUIT CLERK**

Vote For 1			
Total Votes	1,491		
BARBIE BARNETT-STILLINGS (REP)	1,479	99.20%	
WRITE IN	12	0.80%	

**JUDGE W. BRENT POWELL SUPREME COURT**

Vote For 1			
Total Votes	1,528		
YES	1,291	84.49%	
NO	237	15.51%	

**RECORDER OF DEEDS**

Vote For 1			
Total Votes	1,482		
KELLY BLUNT HALL (REP)	1,469	99.12%	
WRITE IN	13	0.88%	

**JUDGE MARY RHODES RUSSELL SUPREME COURT**

Vote For 1			
Total Votes	1,516		
YES	1,223	80.67%	
NO	293	19.33%	

**COLLECTOR OF REVENUE**

Vote For 1			
Total Votes	1,518		
TED NICHOLS (REP)	1,500	98.81%	
WRITE IN	18	1.19%	

**JUDGE JEFFREY BATES APPEALS COURT SOUTHERN DIST**

Vote For 1			
Total Votes	1,517		
YES	1,212	79.89%	
NO	305	20.11%	

**PROSECUTING ATTORNEY**

Vote For 1			
Total Votes	1,486		
AMY J. FITE (REP)	1,471	98.99%	
WRITE IN	15	1.01%	

**MISSOURI AMENDMENT 1**

Vote For 1			
Total Votes	1,707		
YES	1,059	62.04%	
NO	648	37.96%	

*Carole Cassady*  
*Jim Kinner*

Precinct Summary Report  
GENERAL ELECTION - NOVEMBER 6, 2018  
CHRISTIAN COUNTY, MISSOURI  
NOVEMBER ELECTIONS  
32. CASSIDY #2  
OFFICIAL RETURNS

Date: 11/9/2018  
Time: 2:39:50 PM  
Page 3/3

Registered Voters 3,277 - Total Ballots 1,743 : 53.19%

MISSOURI AMENDMENT 2

Vote For 1 Total Votes	1,731		
YES	960	55.46%	
NO	771	44.54%	

MISSOURI PROP. D

Vote For 1 Total Votes	1,717		
YES	816	47.52%	
NO	901	52.48%	

MISSOURI AMENDMENT 3

Vote For 1 Total Votes	1,707		
YES	363	21.27%	
NO	1,344	78.73%	

MISSOURI AMENDMENT 4

Vote For 1 Total Votes	1,634		
YES	814	49.82%	
NO	820	50.18%	

MISSOURI PROP. B

Vote For 1 Total Votes	1,711		
YES	913	53.36%	
NO	798	46.64%	

MISSOURI PROP. C

Vote For 1 Total Votes	1,706		
YES	592	34.70%	
NO	1,114	65.30%	

*Carl Esenther*  
*Don Russ*

Precinct Summary Report  
 GENERAL ELECTION - NOVEMBER 6, 2018  
 CHRISTIAN COUNTY, MISSOURI  
 NOVEMBER ELECTIONS  
 33. LINCOLN #2  
 OFFICIAL RETURNS

Date: 11/9/2018  
 Time: 2:39:50 PM  
 Page 1/3

Registered Voters 1,514 - Total Ballots 839 : 55.42%

**U.S. SENATOR**

Vote For 1 Total Votes	835	
JOSH HAWLEY (REP)	629	75.33%
CLAIRE McCASKILL (DEM)	172	20.60%
JAPHETH CAMPBELL (LIB)	17	2.04%
JO CRAIN (GRN)	4	0.48%
CRAIG O'DEAR (IND)	12	1.44%
WRITE IN	1	0.12%

**STATE AUDITOR**

Vote For 1 Total Votes	815	
SAUNDRA McDOWELL (REP)	522	64.05%
NICOLE GALLOWAY (DEM)	252	30.92%
SEAN O'TOOLE (LIB)	25	3.07%
DON FITZ (GRN)	7	0.86%
JACOB LUETKEMEYER (CST)	7	0.86%
WRITE IN	2	0.25%

**U.S. REP. DIST. 7**

Vote For 1 Total Votes	820	
BILLY LONG (REP)	605	73.78%
JAMIE DANIEL SCHOOLCRAFT (DEM)	171	20.85%
BENJAMIN T. BRIXEY (LIB)	42	5.12%
WRITE IN	2	0.24%

**STATE SENATOR DIST. 20**

Vote For 1 Total Votes	820	
ERIC W. BURLISON (REP)	670	81.71%
JIM BILLEDO (DEM)	149	18.17%
WRITE IN	1	0.12%

**STATE REP. DIST. 138**

Vote For 1 Total Votes	265	
BRAD HUDSON (REP)	260	98.11%
WRITE IN	5	1.89%

**STATE REP. DIST. 139**

Vote For 1 Total Votes	526	
JERED TAYLOR (REP)	436	82.89%
CORA HANF (DEM)	90	17.11%
WRITE IN	0	0%

**CIRCUIT JUDGE, CIR. 38 DIV. 1**

Vote For 1 Total Votes	737	
LAURA JOHNSON (REP)	729	98.91%
WRITE IN	8	1.09%

**ASSOC. CIRCUIT JUDGE, DIV. 3**

Vote For 1 Total Votes	734	
JESSICA L. KRUSE (REP)	729	99.32%
WRITE IN	5	0.68%

**ASSOC. CIRCUIT JUDGE, DIV. 4**

Vote For 1 Total Votes	727	
DOUG BACON (REP)	721	99.17%
WRITE IN	6	0.83%

*Carole Cassette*  
*Ann Russer*

*[Signature]*

Precinct Summary Report  
 GENERAL ELECTION - NOVEMBER 6, 2018  
 CHRISTIAN COUNTY, MISSOURI  
 NOVEMBER ELECTIONS  
 33. LINCOLN #2  
 OFFICIAL RETURNS

Date: 11/9/2018  
 Time: 2:39:50 PM  
 Page 2/3

Registered Voters 1,514 - Total Ballots 839 : 55.42%

**PRESIDING COMMISSIONER**

Vote For 1		
Total Votes	806	
RALPH PHILLIPS (REP)	654	81.14%
BOB RUBINO (DEM)	148	18.36%
WRITE IN	4	0.50%

**PROSECUTING ATTORNEY**

Vote For 1		
Total Votes	718	
AMY J. FITE (REP)	713	99.30%
WRITE IN	5	0.70%

**COUNTY CLERK**

Vote For 1		
Total Votes	732	
KAY BROWN (REP)	727	99.32%
WRITE IN	5	0.68%

**COUNTY AUDITOR**

Vote For 1		
Total Votes	724	
AMY DENT (REP)	719	99.31%
WRITE IN	5	0.69%

**CIRCUIT CLERK**

Vote For 1		
Total Votes	731	
BARBIE BARNETT-STILLINGS (REP)	727	99.45%
WRITE IN	4	0.55%

**JUDGE W. BRENT POWELL SUPREME COURT**

Vote For 1		
Total Votes	737	
YES	623	84.53%
NO	114	15.47%

**RECORDER OF DEEDS**

Vote For 1		
Total Votes	721	
KELLY BLUNT HALL (REP)	716	99.31%
WRITE IN	5	0.69%

**JUDGE MARY RHODES RUSSELL SUPREME COURT**

Vote For 1		
Total Votes	740	
YES	593	80.14%
NO	147	19.86%

**COLLECTOR OF REVENUE**

Vote For 1		
Total Votes	735	
TED NICHOLS (REP)	731	99.46%
WRITE IN	4	0.54%

**JUDGE JEFFREY BATES APPEALS COURT  
 SOUTHERN DIST**

Vote For 1		
Total Votes	734	
YES	591	80.52%
NO	143	19.48%

*Carl Essert*  
*Ann Russel*

*[Signature]*

Precinct Summary Report  
 GENERAL ELECTION - NOVEMBER 6, 2018  
 CHRISTIAN COUNTY, MISSOURI  
 NOVEMBER ELECTIONS  
 33. LINCOLN #2  
 OFFICIAL RETURNS

Date: 11/9/2018  
 Time: 2:39:50 PM  
 Page 3/3

Registered Voters 1,514 - Total Ballots 839 : 55.42%

MISSOURI AMENDMENT 1

Vote For 1 Total Votes	817	
YES	441	53.98%
NO	376	46.02%

MISSOURI PROP. C

Vote For 1 Total Votes	817	
YES	299	36.60%
NO	518	63.40%

MISSOURI AMENDMENT 2

Vote For 1 Total Votes	826	
YES	473	57.26%
NO	353	42.74%

MISSOURI PROP. D

Vote For 1 Total Votes	817	
YES	289	35.37%
NO	528	64.63%

MISSOURI AMENDMENT 3

Vote For 1 Total Votes	822	
YES	238	28.95%
NO	584	71.05%

CITY OF CLEVER QUESTION

Vote For 1 Total Votes	476	
YES	349	73.32%
NO	127	26.68%

MISSOURI AMENDMENT 4

Vote For 1 Total Votes	787	
YES	390	49.56%
NO	397	50.44%

MISSOURI PROP. B

Vote For 1 Total Votes	825	
YES	371	44.97%
NO	454	55.03%

*Paul Cassel*  
*Ann Russell*  
