

**CERTIFICATION OF CHRISTIAN COUNTY MISSOURI
ELECTION RETURNS OF THE
GENERAL MUNICIPAL ELECTION
HELD ON APRIL 3rd, 2018.**

State of Missouri }
 }ss.
County of Christian }

I, Kay Brown, Election Authority for the County of Christian, hereby certify the attached document to be a true, correct and complete abstract of all the votes cast in the General Municipal Election in said County held on April 3rd, 2018, as shown by the returns from all the different voting polling places or precincts in said County, and as verified by the election board as provided in 115.507 RSMo.

IN TESTIMONY WHEREOF,

I hereunto set my hand and affix the seal of the County, at my office in Ozark, Missouri this 6th day of April, 2018.

Kay Brown

Christian County Election Authority



Election Summary Report
 GENERAL MUNICIPAL ELECTION
 CHRISTIAN COUNTY, MISSOURI
 TUESDAY, APRIL 3, 2018
 April 3, 2018 General Municipal Election
 OFFICIAL RETURNS

Date: 4/6/2018
 Time: 2:44:01 PM
 Page 1/6

Registered Voters 52,302 - Total Ballots 5,939 : 11.36%

27 of 27 Precincts Reporting 100.00%

OTCC PROP. A		
Number of Precincts	23	
Precincts Reporting	23	100.00%
Vote For 1		
Total Votes	4,526	
YES	2,666	58.90%
NO	1,860	41.10%

CLEVER R-V PROP. K.I.D.S.		
Number of Precincts	6	
Precincts Reporting	6	100.00%
Vote For 1		
Total Votes	447	
YES	241	53.91%
NO	206	46.09%

OTCC PROP. B		
Number of Precincts	23	
Precincts Reporting	23	100.00%
Vote For 1		
Total Votes	4,529	
YES	2,187	48.29%
NO	2,342	51.71%

MARIONVILLE R-IX PROP. 2		
Number of Precincts	2	
Precincts Reporting	2	100.00%
Vote For 1		
Total Votes	1	
YES	1	100.00%
NO	0	0%

CHADWICK R-I SCHOOL BOARD MEMBER		
Number of Precincts	4	
Precincts Reporting	4	100.00%
Vote For 2		
Total Votes	444	
CHAD SALLEE	188	42.34%
ANDREW RICE	102	22.97%
COLTEN JONES	153	34.46%
WRITE IN	1	0.23%

AVA R-I SCHOOL BOARD MEMBERS		
Number of Precincts	3	
Precincts Reporting	3	100.00%
Vote For 2		
Total Votes	2	
BART ELLISON	0	0%
VERNON JOHNSON	1	50.00%
DANIEL JOHNSON	1	50.00%
DEANA L. PARSICK	0	0%
WRITE IN	0	0%

CHADWICK R-I QUESTION		
Number of Precincts	4	
Precincts Reporting	4	100.00%
Vote For 1		
Total Votes	284	
YES	228	80.28%
NO	56	19.72%

SPOKANE R-VII SCHOOL BOARD MEMBERS		
Number of Precincts	4	
Precincts Reporting	4	100.00%
Vote For 2		
Total Votes	545	
DEREK HIME	140	25.69%
CARRIE RANTZ	183	33.58%
LINDA MAE GOODALL	74	13.58%
AARON WINSLOW	139	25.50%
WRITE IN	9	1.65%

[Handwritten signatures]
 Carl Cassin
 Fran Russell

Election Summary Report
 GENERAL MUNICIPAL ELECTION
 CHRISTIAN COUNTY, MISSOURI
 TUESDAY, APRIL 3, 2018
 April 3, 2018 General Municipal Election
 OFFICIAL RETURNS

Date: 4/6/2018
 Time: 2:44:01 PM
 Page 2/6

Registered Voters 52,302 - Total Ballots 5,939 : 11.36%

27 of 27 Precincts Reporting 100.00%

REPUBLIC R-III SCHOOL BOARD MEMBERS		
Number of Precincts	4	
Precincts Reporting	4	100.00%
Vote For 2		
Total Votes	35	
SAM HAYES	9	25.71%
TODD WOJCIECHOWSKI	12	34.29%
MARK GIMLIN	11	31.43%
TRAVIS EDWARDS	3	8.57%
WRITE IN	0	0%

FORDLAND R-III SCHOOL BOARD MEMBERS		
Number of Precincts	2	
Precincts Reporting	2	100.00%
Vote For 2		
Total Votes	7	
MARIA (HENRY) WATERMAN	2	28.57%
ZANE HUNTER	1	14.29%
TIMOTHY TROTTER	2	28.57%
HUGHEY C. BELLUE JR.	0	0%
CODY KEY	0	0%
WARREN BROOKS	2	28.57%
WRITE IN	0	0%

LOGAN-ROGERSVILLE R-VIII SCHOOL BOARD MEMBERS		
Number of Precincts	4	
Precincts Reporting	4	100.00%
Vote For 2		
Total Votes	208	
LAWRENCE W. "LARRY" ZAHN	73	35.10%
JONATHAN WEBB (JON)	28	13.46%
RICK BURNEY	26	12.50%
SARA TIPTON	80	38.46%
WRITE IN	1	0.48%

SPARTA R-III SCHOOL BOARD MEMBERS		
Number of Precincts	7	
Precincts Reporting	7	100.00%
Vote For 2		
Total Votes	660	
BETTY R. BRADEN	220	33.33%
DENNIS GRANT LILLY	217	32.88%
TONY "JACOB" FINNEY	219	33.18%
WRITE IN	4	0.61%

BILLINGS R-IV SCHOOL BOARD MEMBERS		
Number of Precincts	3	
Precincts Reporting	3	100.00%
Vote For 2		
Total Votes	702	
CHRIS BOS	225	32.05%
LYNDELL PLOWMAN	169	24.07%
MIKE TOMLINSON	168	23.93%
KARLEY REEVES (HAMMERS)	137	19.52%
WRITE IN	3	0.43%

NIXA FIRE BOARD MEMBER		
Number of Precincts	9	
Precincts Reporting	9	100.00%
Vote For 2		
Total Votes	2,739	
TERRY M. YOUNG	963	35.16%
TERRY ALLEN	1,111	40.56%
BOB RUBINO	632	23.07%
WRITE IN	33	1.20%

[Handwritten signatures]
 Carl...
 Jim...

Election Summary Report
 GENERAL MUNICIPAL ELECTION
 CHRISTIAN COUNTY, MISSOURI
 TUESDAY, APRIL 3, 2018
 April 3, 2018 General Municipal Election
 OFFICIAL RETURNS

Date: 4/6/2018
 Time: 2:44:01 PM
 Page 3/6

Registered Voters 52,302 - Total Ballots 5,939 : 11.36%

27 of 27 Precincts Reporting 100.00%

BILLINGS ROAD DIST. QUESTION			
Number of Precincts	3		
Precincts Reporting	3	100.00%	
Vote For 1			
Total Votes	507		
YES	331	65.29%	
NO	176	34.71%	

CLEVER ALDERMAN, WEST WARD			
Number of Precincts	2		
Precincts Reporting	2	100.00%	
Vote For 1			
Total Votes	71		
CHARLENE FRASER	65	91.55%	
WRITE IN	6	8.45%	

SELMORE ROAD DIST. QUESTION			
Number of Precincts	4		
Precincts Reporting	4	100.00%	
Vote For 1			
Total Votes	91		
YES	32	35.16%	
NO	59	64.84%	

OZARK ALDERMAN, WARD 1			
Number of Precincts	4		
Precincts Reporting	4	100.00%	
Vote For 1			
Total Votes	261		
NATHAN POSTEN	249	95.40%	
WRITE IN	12	4.60%	

CLEVER MAYOR			
Number of Precincts	3		
Precincts Reporting	3	100.00%	
Vote For 1			
Total Votes	135		
JAREDD KING	121	89.63%	
WRITE IN	14	10.37%	

OZARK ALDERMAN, WARD 2			
Number of Precincts	6		
Precincts Reporting	6	100.00%	
Vote For 1			
Total Votes	328		
BRUCE GALLOWAY	304	92.68%	
WRITE IN	24	7.32%	

CLEVER ALDERMAN, EAST WARD			
Number of Precincts	2		
Precincts Reporting	2	100.00%	
Vote For 1			
Total Votes	62		
JIM McWILLIAMS	59	95.16%	
WRITE IN	3	4.84%	

OZARK ALDERMAN, WARD 3			
Number of Precincts	5		
Precincts Reporting	5	100.00%	
Vote For 1			
Total Votes	261		
HEATHER ALDER	251	96.17%	
WRITE IN	10	3.83%	

[Handwritten Signature]
 Carl Smith
 Ann Quirk

Election Summary Report
 GENERAL MUNICIPAL ELECTION
 CHRISTIAN COUNTY, MISSOURI
 TUESDAY, APRIL 3, 2018
 April 3, 2018 General Municipal Election
 OFFICIAL RETURNS

Date: 4/6/2018
 Time: 2:44:01 PM
 Page 4/6

Registered Voters 52,302 - Total Ballots 5,939 : 11.36%

27 of 27 Precincts Reporting 100.00%

CITY OF OZARK QUESTION

Number of Precincts	8	
Precincts Reporting	8	100.00%
Vote For 1		
Total Votes	1,127	
YES	516	45.79%
NO	611	54.21%

REPUBLIC COUNCIL MEMBER, WARD 4

Number of Precincts	2	
Precincts Reporting	2	100.00%
Vote For 1		
Total Votes	2	
CHARLIE BRASHERS	2	100.00%
WRITE IN	0	0%

SPARTA ALDERMAN, WARD 1

Number of Precincts	2	
Precincts Reporting	2	100.00%
Vote For 1		
Total Votes	71	
VALORIE WATTS	69	97.18%
WRITE IN	2	2.82%

BILLINGS MAYOR

Number of Precincts	2	
Precincts Reporting	2	100.00%
Vote For 1		
Total Votes	128	
DAVID L. RAUCH	123	96.09%
WRITE IN	5	3.91%

SPARTA ALDERMAN, WARD 2

Number of Precincts	2	
Precincts Reporting	2	100.00%
Vote For 1		
Total Votes	83	
STEPHEN W. OTTEN	43	51.81%
ROSALIE WATTS	40	48.19%
WRITE IN	0	0%

BILLINGS BOARD MEMBER, WARD 1

Number of Precincts	2	
Precincts Reporting	2	100.00%
Vote For 1		
Total Votes	31	
HOLLY FENDER	31	100.00%
WRITE IN	0	0%

REPUBLIC MAYOR

Number of Precincts	2	
Precincts Reporting	2	100.00%
Vote For 1		
Total Votes	2	
JEFF USSERY	2	100.00%
WRITE IN	0	0%

BILLINGS BOARD MEMBER, WARD 2

Number of Precincts	2	
Precincts Reporting	2	100.00%
Vote For 1		
Total Votes	34	
MICKEY BROWN	33	97.06%
WRITE IN	1	2.94%

Jeff Ussery
Carl E. Smith
Ann Russell

Election Summary Report
 GENERAL MUNICIPAL ELECTION
 CHRISTIAN COUNTY, MISSOURI
 TUESDAY, APRIL 3, 2018
 April 3, 2018 General Municipal Election
 OFFICIAL RETURNS

Date: 4/6/2018
 Time: 2:44:01 PM
 Page 5/6

Registered Voters 52,302 - Total Ballots 5,939 : 11.36%

27 of 27 Precincts Reporting 100.00%

BILLINGS BOARD MEMBER, WARD 3

Number of Precincts	2	
Precincts Reporting	2	100.00%
Vote For 1		
Total Votes	55	

JESSIE COKER	46	83.64%
WRITE IN	9	16.36%

FREMONT HILLS ALDERMAN, WARD 3

Number of Precincts	2	
Precincts Reporting	2	100.00%
Vote For 1		
Total Votes	28	

ALISA J. LOWRY	25	89.29%
WRITE IN	3	10.71%

FREMONT HILLS MAYOR

Number of Precincts	2	
Precincts Reporting	2	100.00%
Vote For 1		
Total Votes	158	

LUKE DAVIS	151	95.57%
WRITE IN	7	4.43%

VILLAGE OF SADDLEBROOKE BOARD MEMBER

Number of Precincts	2	
Precincts Reporting	2	100.00%
Vote For 2		
Total Votes	54	

PAUL J DOUNTAS JR.	25	46.30%
GARY FRANKLIN	27	50.00%
WRITE IN	2	3.70%

FREMONT HILLS ALDERMAN, WARD 1

Number of Precincts	2	
Precincts Reporting	2	100.00%
Vote For 1		
Total Votes	37	

ANN LITTELL MILLS	35	94.59%
WRITE IN	2	5.41%

NIXA COUNCIL MEMBER, DISTRICT 1

Number of Precincts	3	
Precincts Reporting	3	100.00%
Vote For 1		
Total Votes	498	

SCOTT PERRYMAN	487	97.79%
WRITE IN	11	2.21%

FREMONT HILLS ALDERMAN, WARD 2

Number of Precincts	2	
Precincts Reporting	2	100.00%
Vote For 1		
Total Votes	110	

LARRY DARROW	40	36.36%
BEN YORK	70	63.64%
WRITE IN	0	0%

NIXA COUNCIL MEMBER, DISTRICT 2

Number of Precincts	5	
Precincts Reporting	5	100.00%
Vote For 1		
Total Votes	307	

MATTHEW BARKER	297	96.74%
WRITE IN	10	3.26%

[Handwritten signatures]
 Carl Erwin
 Jim Russel

Election Summary Report
GENERAL MUNICIPAL ELECTION
CHRISTIAN COUNTY, MISSOURI
TUESDAY, APRIL 3, 2018
April 3, 2018 General Municipal Election
OFFICIAL RETURNS


Date: 4/6/2018
Time: 2:44:01 PM
Page 6/6

Registered Voters 52,302 - Total Ballots 5,939 : 11.36%

27 of 27 Precincts Reporting 100.00%

CITY OF NIXA QUESTION

Number of Precincts	7	
Precincts Reporting	7	100.00%
Vote For 1		
Total Votes	1,352	
YES	686	50.74%
NO	666	49.26%


Carla Eberth
Lisa Russell

Statement of Votes Cast
 GENERAL MUNICIPAL ELECTION
 CHRISTIAN COUNTY, MISSOURI
 TUESDAY, APRIL 3, 2018
 April 3, 2018 General Municipal Election
 OFFICIAL RETURNS

Date: 4/6/2018
 Time: 2:48:19 PM

Jurisdiction	Turnout			OTCC PROP. A				OTCC PROP. B			
	Reg. Voters	Ballots Cast	% Turnout	Reg. Voters	Total Votes	YES	NO	Reg. Voters	Total Votes	YES	NO
E. BENTON / 3. BRUNER											
Normal	810	95	11.73%	217	5	1	4	217	5	1	4
Absentee	810	-	-	217	0	0	0	217	0	0	0
2. WEST BENTON / 14. LINDEN											
Normal	1770	168	9.49%	1650	148	82	66	1650	148	67	81
Absentee	1770	-	-	1650	0	0	0	1650	0	0	0
4. CHADWICK / 16. S. LINN / 11. GARRISON / 25. SENECA											
Normal	563	155	27.53%	-	-	-	-	-	-	-	-
Absentee	563	-	-	-	-	-	-	-	-	-	-
5. RIVERSIDE #1											
Normal	2409	182	7.56%	2409	181	112	69	2409	181	91	90
Absentee	2409	-	-	2409	0	0	0	2409	0	0	0
6. CASSIDY #1											
Normal	2391	190	7.95%	2391	189	106	83	2391	188	82	106
Absentee	2391	-	-	2391	0	0	0	2391	0	0	0
7. W. FINLEY											
Normal	3058	240	7.85%	3058	239	113	128	3058	240	86	154
Absentee	3058	-	-	3058	0	0	0	3058	0	0	0
8. EAST FINLEY											
Normal	4324	450	10.41%	4324	448	241	207	4324	449	184	265
Absentee	4324	-	-	4324	0	0	0	4324	0	0	0
9. NORTH GALLOWAY											
Normal	2519	148	5.88%	777	39	17	22	777	39	17	22
Absentee	2519	-	-	777	0	0	0	777	0	0	0
10. SOUTH GALLOWAY											
Normal	1416	165	11.65%	-	-	-	-	-	-	-	-
Absentee	1416	-	-	-	-	-	-	-	-	-	-
12. LEADHILL / OLDFIELD											
Normal	464	114	24.57%	-	-	-	-	-	-	-	-
Absentee	464	-	-	-	-	-	-	-	-	-	-
13. LINCOLN #1											
Normal	2022	245	12.12%	2022	245	142	103	2022	245	119	126
Absentee	2022	-	-	2022	0	0	0	2022	0	0	0
15 NORTH LINN											
Normal	645	97	15.04%	635	97	48	49	635	96	38	58
Absentee	645	-	-	635	0	0	0	635	0	0	0

Carle Emery *W.H.H.* *John Emery*

Statement of Votes Cast
 GENERAL MUNICIPAL ELECTION
 CHRISTIAN COUNTY, MISSOURI
 TUESDAY, APRIL 3, 2018
 April 3, 2018 General Municipal Election
 OFFICIAL RETURNS

Date: 4/6/2018
 Time: 2:48:19 PM

	Turnout			OTCC PROP. A				OTCC PROP. B			
	Reg. Voters	Ballots Cast	% Turnout	Reg. Voters	Total Votes	YES	NO	Reg. Voters	Total Votes	YES	NO
17. MCCracken											
Normal	1554	141	9.07%	1192	110	54	49.09%	56	50.91%		
Absentee	1554	-	-	1192	0	0	-	0	-		
20. POLK											
Normal	2158	444	20.57%	1419	57	39	68.42%	18	31.58%		
Absentee	2158	-	-	1419	0	0	-	0	-		
21 UNION CHAPEL 1											
Normal	2649	298	11.25%	2649	297	185	62.29%	112	37.71%		
Absentee	2649	-	-	2649	0	0	-	0	-		
22. ROSEDALE #1A											
Normal	2090	203	9.71%	2090	203	134	66.01%	69	33.99%		
Absentee	2090	-	-	2090	0	0	-	0	-		
23. GARDEN GROVE											
Normal	1836	167	9.10%	1836	166	100	60.24%	66	39.76%		
Absentee	1836	-	-	1836	0	0	-	0	-		
24. NORTHVIEW #1											
Normal	2994	306	10.22%	2994	305	199	65.25%	106	34.75%		
Absentee	2994	-	-	2994	0	0	-	0	-		
26. SPARTA											
Normal	1573	248	15.77%	-	-	-	-	-	-		
Absentee	1573	-	-	-	-	-	-	-	-		
27. UNION CHAPEL #2											
Normal	3034	207	6.82%	3034	206	126	61.17%	80	38.83%		
Absentee	3034	-	-	3034	0	0	-	0	-		
28. ROSEDALE #2											
Normal	1807	138	7.64%	1807	138	93	67.39%	45	32.61%		
Absentee	1807	-	-	1807	0	0	-	0	-		
29. NORTHVIEW #2											
Normal	1778	193	10.85%	1778	191	110	57.59%	81	42.41%		
Absentee	1778	-	-	1778	0	0	-	0	-		
30. ROSEDALE 1B											
Normal	1831	159	8.68%	1831	157	87	55.41%	70	44.59%		
Absentee	1831	-	-	1831	0	0	-	0	-		
31. RIVERSIDE #2											
Normal	2538	280	11.03%	2538	279	166	59.50%	113	40.50%		
Absentee	2538	-	-	2538	0	0	-	0	-		
32. CASSIDY #2											
Normal	2765	341	12.33%	2765	338	234	69.23%	104	30.77%		
Absentee	2765	-	-	2765	0	0	-	0	-		

Erica Beardsley
Erica Beardsley

Erica Beardsley

Erica Beardsley

Statement of Votes Cast
 GENERAL MUNICIPAL ELECTION
 CHRISTIAN COUNTY, MISSOURI
 TUESDAY, APRIL 3, 2018
 April 3, 2018 General Municipal Election
 OFFICIAL RETURNS

Date: 4/6/2018
 Time: 2:48:19 PM

33. LINCOLN #2	Turnout			OTCC PROP. A				OTCC PROP. B							
	Reg. Voters	Ballots Cast	% Turnout	Reg. Voters	Total Votes	YES	NO	Reg. Voters	Total Votes	YES	NO				
Normal	1304	142	10.89%	1168	139	58	41.73%	81	58.27%	1168	139	50	35.97%	89	64.03%
Absentee	1304	-	-	1168	0	0	-	0	-	1168	0	0	-	0	-
ABSENTEE															
Normal	-	423	-	0	0	0	-	0	-	0	0	0	-	0	-
Absentee	-	-	-	0	349	219	62.75%	130	37.25%	0	347	182	52.45%	165	47.55%
Total	52302	5516	10.55%	44584	4177	2447	58.58%	1730	41.42%	44584	4182	2005	47.94%	2177	52.06%
Normal	52302	423	0.81%	44584	349	219	62.75%	130	37.25%	44584	347	182	52.45%	165	47.55%
Absentee	52302	5939	11.36%	44584	4526	2666	58.90%	1860	41.10%	44584	4529	2187	48.29%	2342	51.71%
Total															

Paula Lewis
John Runey

Statement of Votes Cast
 GENERAL MUNICIPAL ELECTION
 CHRISTIAN COUNTY, MISSOURI
 TUESDAY, APRIL 3, 2018
 April 3, 2018 General Municipal Election
 OFFICIAL RETURNS

Date: 4/6/2018
 Time: 2:48:19 PM

CHADWICK R-1 SCHOOL BOARD MEMBER

CHADWICK R-1 QUESTION

Jurisdiction Wide	Reg. Voters	Total Votes	CHAD SALLEE		ANDREW RICE		COLTEN JONES		WRITE IN	Reg. Voters	Total Votes	YES		NO
			Count	Percentage	Count	Percentage	Count	Percentage				Count	Percentage	
E. BENTON / 3. BRUNER														
Normal	15	11	2	18.18%	4	36.36%	5	45.45%	0	15	6	6	100.00%	0
Absentee	15	0	0	-	0	-	0	-	0	15	0	0	-	0
2. WEST BENTON / 14. LINDEN														
Normal	-	-	-	-	-	-	-	-	-	-	-	-	-	-
Absentee	-	-	-	-	-	-	-	-	-	-	-	-	-	-
4. CHADWICK / 16 S. LINN / 11. GARRISON / 25. SENECA														
Normal	563	248	104	41.94%	51	20.56%	92	37.10%	1	563	155	133	85.81%	22
Absentee	563	0	0	-	0	-	0	-	0	563	0	0	-	0
5. RIVERSIDE #1														
Normal	-	-	-	-	-	-	-	-	-	-	-	-	-	-
Absentee	-	-	-	-	-	-	-	-	-	-	-	-	-	-
6. CASSIDY #1														
Normal	-	-	-	-	-	-	-	-	-	-	-	-	-	-
Absentee	-	-	-	-	-	-	-	-	-	-	-	-	-	-
7. W. FINLEY														
Normal	-	-	-	-	-	-	-	-	-	-	-	-	-	-
Absentee	-	-	-	-	-	-	-	-	-	-	-	-	-	-
8. EAST FINLEY														
Normal	-	-	-	-	-	-	-	-	-	-	-	-	-	-
Absentee	-	-	-	-	-	-	-	-	-	-	-	-	-	-
9. NORTH GALLOWAY														
Normal	-	-	-	-	-	-	-	-	-	-	-	-	-	-
Absentee	-	-	-	-	-	-	-	-	-	-	-	-	-	-
10. SOUTH GALLOWAY														
Normal	-	-	-	-	-	-	-	-	-	-	-	-	-	-
Absentee	-	-	-	-	-	-	-	-	-	-	-	-	-	-
12. LEADHILL / OLDFIELD														
Normal	425	170	77	45.29%	43	25.29%	50	29.41%	0	425	112	83	74.11%	29
Absentee	425	0	0	-	0	-	0	-	0	425	0	0	-	0
13. LINCOLN #1														
Normal	-	-	-	-	-	-	-	-	-	-	-	-	-	-
Absentee	-	-	-	-	-	-	-	-	-	-	-	-	-	-
15 NORTH LINN														
Normal	-	-	-	-	-	-	-	-	-	-	-	-	-	-
Absentee	-	-	-	-	-	-	-	-	-	-	-	-	-	-

Tara Brown
Don Dwyer

[Signature]

Statement of Votes Cast
 GENERAL MUNICIPAL ELECTION
 CHRISTIAN COUNTY, MISSOURI
 TUESDAY, APRIL 3, 2018
 April 3, 2018 General Municipal Election
 OFFICIAL RETURNS

Date: 4/6/2018
 Time: 2:48:19 PM

CHADWICK R-I SCHOOL BOARD MEMBER

CHADWICK R-I QUESTION

	CHADWICK R-I SCHOOL BOARD MEMBER					CHADWICK R-I QUESTION				
	Reg. Voters	Total Votes	CHAD SALLEE	ANDREW RICE	COLTEN JONES	WRITE IN	Reg. Voters	Total Votes	YES	NO
17. McCRACKEN Normal	-	-	-	-	-	-	-	-	-	-
Absentee	-	-	-	-	-	-	-	-	-	-
20. POLK Normal	-	-	-	-	-	-	-	-	-	-
Absentee	-	-	-	-	-	-	-	-	-	-
21 UNION CHAPEL 1 Normal	-	-	-	-	-	-	-	-	-	-
Absentee	-	-	-	-	-	-	-	-	-	-
22. ROSEDALE #1A Normal	-	-	-	-	-	-	-	-	-	-
Absentee	-	-	-	-	-	-	-	-	-	-
23. GARDEN GROVE Normal	-	-	-	-	-	-	-	-	-	-
Absentee	-	-	-	-	-	-	-	-	-	-
24. NORTHVIEW #1 Normal	-	-	-	-	-	-	-	-	-	-
Absentee	-	-	-	-	-	-	-	-	-	-
26. SPARTA Normal	-	-	-	-	-	-	-	-	-	-
Absentee	-	-	-	-	-	-	-	-	-	-
27. UNION CHAPEL #2 Normal	-	-	-	-	-	-	-	-	-	-
Absentee	-	-	-	-	-	-	-	-	-	-
28. ROSEDALE #2 Normal	-	-	-	-	-	-	-	-	-	-
Absentee	-	-	-	-	-	-	-	-	-	-
29. NORTHVIEW #2 Normal	-	-	-	-	-	-	-	-	-	-
Absentee	-	-	-	-	-	-	-	-	-	-
30. ROSEDALE 1B Normal	-	-	-	-	-	-	-	-	-	-
Absentee	-	-	-	-	-	-	-	-	-	-
31. RIVERSIDE #2 Normal	-	-	-	-	-	-	-	-	-	-
Absentee	-	-	-	-	-	-	-	-	-	-
32. CASSIDY #2 Normal	-	-	-	-	-	-	-	-	-	-
Absentee	-	-	-	-	-	-	-	-	-	-

Paula Bennett
John Burd

Statement of Votes Cast
 GENERAL MUNICIPAL ELECTION
 CHRISTIAN COUNTY, MISSOURI
 TUESDAY, APRIL 3, 2018
 April 3, 2018 General Municipal Election
 OFFICIAL RETURNS

Date: 4/6/2018
 Time: 2:48:19 PM

CHADWICK R-1 SCHOOL BOARD MEMBER

CHADWICK R-1 QUESTION

33. LINCOLN #2	Reg. Voters	Total Votes	CHAD SALLEE		ANDREW RICE		COLTEN JONES		WRITE IN	Reg. Voters	Total Votes	YES		NO		
			Votes	%	Votes	%	Votes	%				Votes	%	Votes	%	Votes
Normal	-	-	-	-	-	-	-	-	-	-	-	-	-	-	-	
Absentee	-	-	-	-	-	-	-	-	-	-	-	-	-	-	-	
ABSENTEE	0	0	0	-	0	-	0	-	0	0	0	0	0	0	0	
Normal	0	15	5	33.33%	4	26.67%	6	40.00%	0	0	11	6	54.55%	5	45.45%	
Absentee	0	15	5	33.33%	4	26.67%	6	40.00%	0	0	11	6	54.55%	5	45.45%	
Total	1003	429	183	42.66%	98	22.84%	147	34.27%	1	0.23%	1003	273	222	81.32%	51	18.68%
Normal	1003	15	5	33.33%	4	26.67%	6	40.00%	0	-	1003	11	6	54.55%	5	45.45%
Absentee	1003	444	188	42.34%	102	22.97%	153	34.46%	1	0.23%	1003	284	228	80.28%	56	19.72%
Total	1003	444	188	42.34%	102	22.97%	153	34.46%	1	0.23%	1003	284	228	80.28%	56	19.72%

Paul Lewis
Paul Lewis
Paul Lewis

Statement of Votes Cast
 GENERAL MUNICIPAL ELECTION
 CHRISTIAN COUNTY, MISSOURI
 TUESDAY, APRIL 3, 2018
 April 3, 2018 General Municipal Election
 OFFICIAL RETURNS

Date: 4/6/2018
 Time: 2:48:19 PM

CLEVER R-V PROP. K.I.D.S.

MARIONVILLE R-IX PROP. 2

Jurisdiction Wide	Reg. Voters		Total Votes		YES		NO	
	Reg. Voters	Total Votes	YES	NO	Reg. Voters	Total Votes	YES	NO
E. BENTON / 3. BRUNER	-	-	-	-	-	-	-	-
Normal	-	-	-	-	-	-	-	-
Absentee	-	-	-	-	-	-	-	-
2. WEST BENTON / 14. LINDEN	-	-	-	-	-	-	-	-
Normal	-	-	-	-	-	-	-	-
Absentee	-	-	-	-	-	-	-	-
4. CHADWICK / 16. S. LINN / 11. GARRISON / 25. SENECA	-	-	-	-	-	-	-	-
Normal	-	-	-	-	-	-	-	-
Absentee	-	-	-	-	-	-	-	-
5. RIVERSIDE #1	-	-	-	-	-	-	-	-
Normal	-	-	-	-	-	-	-	-
Absentee	-	-	-	-	-	-	-	-
6. CASSIDY #1	-	-	-	-	-	-	-	-
Normal	-	-	-	-	-	-	-	-
Absentee	-	-	-	-	-	-	-	-
7. W. FINLEY	-	-	-	-	-	-	-	-
Normal	-	-	-	-	-	-	-	-
Absentee	-	-	-	-	-	-	-	-
8. EAST FINLEY	-	-	-	-	-	-	-	-
Normal	-	-	-	-	-	-	-	-
Absentee	-	-	-	-	-	-	-	-
9. NORTH GALLOWAY	-	-	-	-	-	-	-	-
Normal	-	-	-	-	-	-	-	-
Absentee	-	-	-	-	-	-	-	-
10. SOUTH GALLOWAY	-	-	-	-	-	-	-	-
Normal	-	-	-	-	-	-	-	-
Absentee	-	-	-	-	-	-	-	-
12. LEADHILL / OLDFIELD	-	-	-	-	-	-	-	-
Normal	-	-	-	-	-	-	-	-
Absentee	-	-	-	-	-	-	-	-
13. LINCOLN #1	-	-	-	-	-	-	-	-
Normal	1412	243	137	56.38%	106	43.62%	-	-
Absentee	1412	0	0	-	0	-	-	-
15 NORTH LINN	-	-	-	-	-	-	-	-
Normal	-	-	-	-	-	-	-	-
Absentee	-	-	-	-	-	-	-	-

Billy Griffin
Donna Roney

Statement of Votes Cast
 GENERAL MUNICIPAL ELECTION
 CHRISTIAN COUNTY, MISSOURI
 TUESDAY, APRIL 3, 2018
 April 3, 2018 General Municipal Election
 OFFICIAL RETURNS

Date: 4/6/2018
 Time: 2:48:19 PM

CLEVER R-V PROP. K.I.D.S.

MARIONVILLE R-IX PROP. 2

	Reg. Voters		Total Votes		YES		NO		Reg. Voters		Total Votes		YES		NO	
17. McCRACKEN																
Normal	-	-	-	-	-	-	-	-	-	-	-	-	-	-	-	-
Absentee	-	-	-	-	-	-	-	-	-	-	-	-	-	-	-	-
20. POLK																
Normal	20	54	28	51.85%	-	-	26	48.15%	-	63	63	1	100.00%	-	-	0
Absentee	20	0	0	-	-	-	0	-	-	63	0	0	-	-	-	0
21. UNION CHAPEL 1																
Normal	-	-	-	-	-	-	-	-	-	-	-	-	-	-	-	-
Absentee	-	-	-	-	-	-	-	-	-	-	-	-	-	-	-	-
22. ROSEDALE #1A																
Normal	-	-	-	-	-	-	-	-	-	-	-	-	-	-	-	-
Absentee	-	-	-	-	-	-	-	-	-	-	-	-	-	-	-	-
23. GARDEN GROVE																
Normal	-	-	-	-	-	-	-	-	-	-	-	-	-	-	-	-
Absentee	-	-	-	-	-	-	-	-	-	-	-	-	-	-	-	-
24. NORTHVIEW #1																
Normal	-	-	-	-	-	-	-	-	-	-	-	-	-	-	-	-
Absentee	-	-	-	-	-	-	-	-	-	-	-	-	-	-	-	-
26. SPARTA																
Normal	-	-	-	-	-	-	-	-	-	-	-	-	-	-	-	-
Absentee	-	-	-	-	-	-	-	-	-	-	-	-	-	-	-	-
27. UNION CHAPEL #2																
Normal	24	1	0	-	-	-	1	100.00%	-	-	-	-	-	-	-	-
Absentee	24	0	0	-	-	-	0	-	-	-	-	-	-	-	-	-
28. ROSEDALE #2																
Normal	9	0	0	-	-	-	0	-	-	-	-	-	-	-	-	-
Absentee	9	0	0	-	-	-	0	-	-	-	-	-	-	-	-	-
29. NORTHVIEW #2																
Normal	-	-	-	-	-	-	-	-	-	-	-	-	-	-	-	-
Absentee	-	-	-	-	-	-	-	-	-	-	-	-	-	-	-	-
30. ROSEDALE 1B																
Normal	-	-	-	-	-	-	-	-	-	-	-	-	-	-	-	-
Absentee	-	-	-	-	-	-	-	-	-	-	-	-	-	-	-	-
31. RIVERSIDE #2																
Normal	-	-	-	-	-	-	-	-	-	-	-	-	-	-	-	-
Absentee	-	-	-	-	-	-	-	-	-	-	-	-	-	-	-	-
32. CASSIDY #2																
Normal	-	-	-	-	-	-	-	-	-	-	-	-	-	-	-	-
Absentee	-	-	-	-	-	-	-	-	-	-	-	-	-	-	-	-

Carol Lewis

[Signature]

John Brown

Statement of Votes Cast
 GENERAL MUNICIPAL ELECTION
 CHRISTIAN COUNTY, MISSOURI
 TUESDAY, APRIL 3, 2018
 April 3, 2018 General Municipal Election
 OFFICIAL RETURNS

Date: 4/6/2018
 Time: 2:48:19 PM

CLEVER R-V PROP. K.I.D.S.

MARIONVILLE R-IX PROP. 2

	33. LINCOLN #2		MARIONVILLE R-IX PROP. 2	
	Reg. Voters	Total Votes	Reg. Voters	Total Votes
Normal	1166	129	68	52.71%
Absentee	1166	0	0	-
ABSENTEE				
Normal	0	0	0	0
Absentee	0	20	8	40.00%
Total				
Normal	2631	427	233	54.57%
Absentee	2631	20	8	40.00%
Total				
Normal	2631	447	241	53.91%
Absentee	2631	20	8	40.00%
Total				
Normal	1166	129	61	47.29%
Absentee	1166	0	0	-
ABSENTEE				
Normal	0	0	0	0
Absentee	0	20	12	60.00%
Total				
Normal	2631	427	194	45.43%
Absentee	2631	20	12	60.00%
Total				
Normal	2631	447	241	53.91%
Absentee	2631	20	8	40.00%
Total				

Sandra Spawick
Michelle
Donna

Statement of Votes Cast
 GENERAL MUNICIPAL ELECTION
 CHRISTIAN COUNTY, MISSOURI
 TUESDAY, APRIL 3, 2018
 April 3, 2018 General Municipal Election
 OFFICIAL RETURNS

Date: 4/6/2018
 Time: 2:48:19 PM

AVA R-I SCHOOL BOARD MEMBERS

Jurisdiction Wide	Reg. Voters	Total Votes	BART	VERNON	DANIEL	DEANA L.	WRITE IN
			ELLISON	JOHNSON	JOHNSON	PARSICK	
E. BENTON / 3. BRUNER							
Normal	4	0	0	0	0	0	0
Absentee	4	0	0	0	0	0	0
2. WEST BENTON / 14. LINDEN							
Normal	-	-	-	-	-	-	-
Absentee	-	-	-	-	-	-	-
4. CHADWICK/ 16.S. LINN/ 11. GARRISON/ 25. SENECA							
Normal	-	-	-	-	-	-	-
Absentee	-	-	-	-	-	-	-
5. RIVERSIDE #1							
Normal	-	-	-	-	-	-	-
Absentee	-	-	-	-	-	-	-
6. CASSIDY #1							
Normal	-	-	-	-	-	-	-
Absentee	-	-	-	-	-	-	-
7. W. FINLEY							
Normal	-	-	-	-	-	-	-
Absentee	-	-	-	-	-	-	-
8. EAST FINLEY							
Normal	-	-	-	-	-	-	-
Absentee	-	-	-	-	-	-	-
9. NORTH GALLOWAY							
Normal	-	-	-	-	-	-	-
Absentee	-	-	-	-	-	-	-
10. SOUTH GALLOWAY							
Normal	-	-	-	-	-	-	-
Absentee	-	-	-	-	-	-	-
12. LEADHILL / OLDFIELD							
Normal	10	0	0	0	0	0	0
Absentee	10	0	0	0	0	0	0
13. LINCOLN #1							
Normal	-	-	-	-	-	-	-
Absentee	-	-	-	-	-	-	-
15 NORTH LINN							
Normal	-	-	-	-	-	-	-
Absentee	-	-	-	-	-	-	-

Leah P. Gartin
John A. Dyer
John A. Dyer

Statement of Votes Cast
 GENERAL MUNICIPAL ELECTION
 CHRISTIAN COUNTY, MISSOURI
 TUESDAY, APRIL 3, 2018
 April 3, 2018 General Municipal Election
 OFFICIAL RETURNS

Date: 4/6/2018
 Time: 2:48:19 PM

AVA R-I SCHOOL BOARD MEMBERS

	Reg. Voters	Total Votes	BART ELLISON	VERNON JOHNSON	DANIEL JOHNSON	DEANA L. PARSICK	WRITE IN
17. McCRACKEN Normal	-	-	-	-	-	-	-
Absentee	-	-	-	-	-	-	-
20. POLK Normal	-	-	-	-	-	-	-
Absentee	-	-	-	-	-	-	-
21 UNION CHAPEL 1 Normal	-	-	-	-	-	-	-
Absentee	-	-	-	-	-	-	-
22. ROSEDALE #1A Normal	-	-	-	-	-	-	-
Absentee	-	-	-	-	-	-	-
23. GARDEN GROVE Normal	-	-	-	-	-	-	-
Absentee	-	-	-	-	-	-	-
24. NORTHVIEW #1 Normal	-	-	-	-	-	-	-
Absentee	-	-	-	-	-	-	-
26. SPARTA Normal	-	-	-	-	-	-	-
Absentee	-	-	-	-	-	-	-
27. UNION CHAPEL #2 Normal	-	-	-	-	-	-	-
Absentee	-	-	-	-	-	-	-
28. ROSEDALE #2 Normal	-	-	-	-	-	-	-
Absentee	-	-	-	-	-	-	-
29. NORTHVIEW #2 Normal	-	-	-	-	-	-	-
Absentee	-	-	-	-	-	-	-
30. ROSEDALE 1B Normal	-	-	-	-	-	-	-
Absentee	-	-	-	-	-	-	-
31. RIVERSIDE #2 Normal	-	-	-	-	-	-	-
Absentee	-	-	-	-	-	-	-
32. CASSIDY #2 Normal	-	-	-	-	-	-	-
Absentee	-	-	-	-	-	-	-

Paul Ennis
John Runney

Statement of Votes Cast
 GENERAL MUNICIPAL ELECTION
 CHRISTIAN COUNTY, MISSOURI
 TUESDAY, APRIL 3, 2018
 April 3, 2018 General Municipal Election
 OFFICIAL RETURNS

Date: 4/6/2018
 Time: 2:48:19 PM

AVA R-1 SCHOOL BOARD MEMBERS

33. LINCOLN#2	Reg. Voters	Total Votes	BART ELLISON	VERNON JOHNSON	DANIEL JOHNSON	DEANA L. PARSICK	WRITE IN
Normal	-	-	-	-	-	-	-
Absentee	-	-	-	-	-	-	-
ABSENTEE							
Normal	0	0	0	0	0	0	0
Absentee	0	2	0	1 50.00%	1 50.00%	0	0
Total							
Normal	14	0	0	0	0	0	0
Absentee	14	2	0	1 50.00%	1 50.00%	0	0
Total							
	14	2	0	1 50.00%	1 50.00%	0	0

Case Smith
Bill H.
Don Rump

Statement of Votes Cast
 GENERAL MUNICIPAL ELECTION
 CHRISTIAN COUNTY, MISSOURI
 TUESDAY, APRIL 3, 2018
 April 3, 2018 General Municipal Election
 OFFICIAL RETURNS

Date: 4/6/2018
 Time: 2:48:19 PM

SPOKANE R-VII SCHOOL BOARD MEMBERS

Jurisdiction Wide	Reg. Voters	Total	DEREK HIME	CARRIE RANTZ	LINDA MAE GOODALL	AARON WINSLOW	WRITE IN
E. BENTON / 3. BRUNER Normal	-	-	-	-	-	-	-
Absentee	-	-	-	-	-	-	-
2. WEST BENTON / 14. LINDEN Normal	-	-	-	-	-	-	-
Absentee	-	-	-	-	-	-	-
4. CHADWICK / 16.S. LINN / 11. GARRISON / 25. SENECA Normal	-	-	-	-	-	-	-
Absentee	-	-	-	-	-	-	-
5. RIVERSIDE #1 Normal	-	-	-	-	-	-	-
Absentee	-	-	-	-	-	-	-
6. CASSIDY #1 Normal	-	-	-	-	-	-	-
Absentee	-	-	-	-	-	-	-
7. W. FINLEY Normal	-	-	-	-	-	-	-
Absentee	-	-	-	-	-	-	-
8. EAST FINLEY Normal	-	-	-	-	-	-	-
Absentee	-	-	-	-	-	-	-
9. NORTH GALLOWAY Normal	1742	203	58 28.57%	67 33.00%	23 11.33%	52 25.62%	3 1.48%
Absentee	1742	0	0	0	0	0	0
10. SOUTH GALLOWAY Normal	1416	290	69 23.79%	99 34.14%	41 14.14%	75 25.86%	6 2.07%
Absentee	1416	0	0	0	0	0	0
12. LEADHILL / OLDFIELD Normal	-	-	-	-	-	-	-
Absentee	-	-	-	-	-	-	-
13. LINCOLN #1 Normal	-	-	-	-	-	-	-
Absentee	-	-	-	-	-	-	-
15 NORTH LINN Normal	9	0	0	0	0	0	0
Absentee	9	0	0	0	0	0	0

Earle Gravel
John Dumas

Statement of Votes Cast
 GENERAL MUNICIPAL ELECTION
 CHRISTIAN COUNTY, MISSOURI
 TUESDAY, APRIL 3, 2018
 April 3, 2018 General Municipal Election
 OFFICIAL RETURNS

Date: 4/6/2018
 Time: 2:48:19 PM

SPOKANE R-VII SCHOOL BOARD MEMBERS

	Reg. Voters	Total Votes	DEREK HIME	CARRIE RANTZ	LINDA MAE GOODALL	AARON WINSLOW	WRITE IN
17. McCRACKEN Normal
Absentee
20. POLK Normal
Absentee
21 UNION CHAPEL 1 Normal
Absentee
22. ROSEDALE #1A Normal
Absentee
23. GARDEN GROVE Normal
Absentee
24. NORTHVIEW #1 Normal
Absentee
26. SPARTA Normal
Absentee
27. UNION CHAPEL #2 Normal
Absentee
28. ROSEDALE #2 Normal
Absentee
29. NORTHVIEW #2 Normal
Absentee
30. ROSEDALE 1B Normal
Absentee
31. RIVERSIDE #2 Normal
Absentee
32. CASSIDY #2 Normal
Absentee

Paula Powell
Mike H. H. H.
Don Boney

Statement of Votes Cast
 GENERAL MUNICIPAL ELECTION
 CHRISTIAN COUNTY, MISSOURI
 TUESDAY, APRIL 3, 2018
 April 3, 2018 General Municipal Election
 OFFICIAL RETURNS

Date: 4/6/2018
 Time: 2:48:19 PM

SPOKANE R-VII SCHOOL BOARD MEMBERS

33. LINCOLN #2	Reg. Voters	Total Votes	DEREK HIME	CARRIE RANTZ	LINDA MAE GOODALL	AARON WINSLOW	WRITE IN
Normal	-	-	-	-	-	-	-
Absentee	-	-	-	-	-	-	-
ABSENTEE							
Normal	0	0	0	0	0	0	0
Absentee	0	52	13	17	10	12	0
Total							
Normal	3167	493	127	166	64	127	9
Absentee	3167	52	13	17	10	12	0
Total							
	3167	545	140	183	74	139	9
			25.69%	33.58%	13.58%	25.50%	1.65%

Carla Cook
Michelle
John Conrad

Statement of Votes Cast
 GENERAL MUNICIPAL ELECTION
 CHRISTIAN COUNTY, MISSOURI
 TUESDAY, APRIL 3, 2018
 April 3, 2018 General Municipal Election
 OFFICIAL RETURNS

Date: 4/6/2018
 Time: 2:48:19 PM

REPUBLIC R-III SCHOOL BOARD MEMBERS

Jurisdiction Wide	Reg. Voters	Total Votes	TODD WOIJCIECHO					WRITE IN
			SAM HAYES	MARK GIMLIN	TRAVIS EDWARDS	WRSKI	WRSKI	
E. BENTON / 3. BRUNER Normal
Absentee
2. WEST BENTON / 14. LINDEN Normal
Absentee
4. CHADWICK/ 16.S. LINN/ 11. GARRISON/ 25.SENECA Normal
Absentee
5. RIVERSIDE #1 Normal
Absentee
6. CASSIDY #1 Normal
Absentee
7. W. FINLEY Normal
Absentee
8. EAST FINLEY Normal
Absentee
9. NORTH GALLOWAY Normal
Absentee
10. SOUTH GALLOWAY Normal
Absentee
12. LEADHILL / OLDFIELD Normal
Absentee
13. LINCOLN #1 Normal
Absentee
15 NORTH LINN Normal
Absentee

Early Gavril
W. W. Finley
Sam Hayes

Statement of Votes Cast
 GENERAL MUNICIPAL ELECTION
 CHRISTIAN COUNTY, MISSOURI
 TUESDAY, APRIL 3, 2018
 April 3, 2018 General Municipal Election
 OFFICIAL RETURNS

REPUBLIC R-III SCHOOL BOARD MEMBERS

	Reg. Voters	Total Votes	SAM HAYES	TODD WOJCIECHO WSKI	MARK GIMLIN	TRAVIS EDWARDS	WRITE IN
17. McCRACKEN							
Normal	-	-	-	-	-	-	-
Absentee	-	-	-	-	-	-	-
20. POLK							
Normal	1399	8	3 37.50%	2 25.00%	2 25.00%	1 12.50%	0
Absentee	1399	0	0	0	0	0	0
21 UNION CHAPEL 1							
Normal	-	-	-	-	-	-	-
Absentee	-	-	-	-	-	-	-
22. ROSEDALE #1A							
Normal	-	-	-	-	-	-	-
Absentee	-	-	-	-	-	-	-
23. GARDEN GROVE							
Normal	-	-	-	-	-	-	-
Absentee	-	-	-	-	-	-	-
24. NORTHVIEW #1							
Normal	-	-	-	-	-	-	-
Absentee	-	-	-	-	-	-	-
26. SPARTA							
Normal	-	-	-	-	-	-	-
Absentee	-	-	-	-	-	-	-
27. UNION CHAPEL #2							
Normal	147	10	3 30.00%	2 20.00%	5 50.00%	0	0
Absentee	147	0	0	0	0	0	0
28. ROSEDALE #2							
Normal	-	-	-	-	-	-	-
Absentee	-	-	-	-	-	-	-
29. NORTHVIEW #2							
Normal	-	-	-	-	-	-	-
Absentee	-	-	-	-	-	-	-
30. ROSEDALE 1B							
Normal	-	-	-	-	-	-	-
Absentee	-	-	-	-	-	-	-
31. RIVERSIDE #2							
Normal	-	-	-	-	-	-	-
Absentee	-	-	-	-	-	-	-
32. CASSIDY #2							
Normal	-	-	-	-	-	-	-
Absentee	-	-	-	-	-	-	-

Carole Bevilacqua
Mark Gimlin
Travis Edwards
Sam Hayes
Todd Wojciecho Wski

Statement of Votes Cast
 GENERAL MUNICIPAL ELECTION
 CHRISTIAN COUNTY, MISSOURI
 TUESDAY, APRIL 3, 2018
 April 3, 2018 General Municipal Election
 OFFICIAL RETURNS

Date: 4/6/2018
 Time: 2:48:19 PM

REPUBLIC R-III SCHOOL BOARD MEMBERS

33. LINCOLN #2	Reg. Voters	Total Votes	CANDIDATES					
			SAM HAYES	TODD WOJCIECCHO WSKI	MARK GIMLIN	TRAVIS EDWARDS	WRITE IN	
Normal	2	17	3	8	4	2	0	
Absentee	2	0	0	0	0	0	0	
ABSENTEE								
Normal	0	0	0	0	0	0	0	
Absentee	0	0	0	0	0	0	0	
Total	1548	35	9	12	11	3	0	
Normal	1548	0	9	12	11	3	0	
Absentee	1548	0	0	0	0	0	0	
Total	1548	35	9	12	11	3	0	
			25.71%	34.29%	31.43%	8.57%		

Carla Smith
Spa Barry

Statement of Votes Cast
 GENERAL MUNICIPAL ELECTION
 CHRISTIAN COUNTY, MISSOURI
 TUESDAY, APRIL 3, 2018
 April 3, 2018 General Municipal Election
 OFFICIAL RETURNS

Date: 4/6/2018
 Time: 2:48:19 PM

LOGAN-ROGERSVILLE R-VIII SCHOOL BOARD MEMBERS

Jurisdiction Wide	Reg. Voters	Total Votes	LAWRENCE W. "LARRY" ZAHN		JONATHAN WEBB (JON)		RICK BURNEY		SARA TIPTON		WRITE IN	
			0	0	0	0	0	0	0	0	0	0
E. BENTON / 3. BRUNER	105	0	0	-	0	-	0	-	0	-	0	-
Normal	105	0	0	-	0	-	0	-	0	-	0	-
Absentee												
2. WEST BENTON / 14. LINDEN	1172	190	68	35.79%	27	14.21%	22	11.58%	72	37.89%	1	0.53%
Normal	1172	0	0	-	0	-	0	-	0	-	0	-
Absentee												
4. CHADWICK / 16.S. LINN / 11. GARRISON / 25. SENECA												
Normal												
Absentee												
5. RIVERSIDE #1												
Absentee												
Normal	48	8	2	25.00%	1	12.50%	2	25.00%	3	37.50%	0	-
Absentee	48	0	0	-	0	-	0	-	0	-	0	-
Normal												
6. CASSIDY #1												
Normal												
Absentee												
7. W. FINLEY												
Normal												
Absentee												
8. EAST FINLEY												
Normal												
Absentee												
9. NORTH GALLOWAY												
Normal												
Absentee												
10. SOUTH GALLOWAY												
Normal												
Absentee												
12. LEADHILL / OLDFIELD												
Normal												
Absentee												
13. LINCOLN #1												
Normal												
Absentee												
15 NORTH LINN												
Normal												
Absentee												

Carla Davis
John Linn

Statement of Votes Cast
 GENERAL MUNICIPAL ELECTION
 CHRISTIAN COUNTY, MISSOURI
 TUESDAY, APRIL 3, 2018
 April 3, 2018 General Municipal Election
 OFFICIAL RETURNS

Date: 4/6/2018
 Time: 2:48:19 PM

LOGAN-ROGERSVILLE R-VIII SCHOOL BOARD MEMBERS

	Reg. Voters	Total Votes	LAWRENCE W. "LARRY" ZAHN	JONATHAN WEBB (JON)	RICK BURNLEY	SARA TIPTON	WRITE IN
17. MCCRACKEN Normal	-	-	-	-	-	-	-
Absentee	-	-	-	-	-	-	-
20. POLK Normal	-	-	-	-	-	-	-
Absentee	-	-	-	-	-	-	-
21 UNION CHAPEL 1 Normal	-	-	-	-	-	-	-
Absentee	-	-	-	-	-	-	-
22. ROSEDALE #1A Normal	-	-	-	-	-	-	-
Absentee	-	-	-	-	-	-	-
23. GARDEN GROVE Normal	-	-	-	-	-	-	-
Absentee	-	-	-	-	-	-	-
24. NORTHVIEW #1 Normal	-	-	-	-	-	-	-
Absentee	-	-	-	-	-	-	-
26. SPARTA Normal	-	-	-	-	-	-	-
Absentee	-	-	-	-	-	-	-
27. UNION CHAPEL #2 Normal	-	-	-	-	-	-	-
Absentee	-	-	-	-	-	-	-
28. ROSEDALE #2 Normal	-	-	-	-	-	-	-
Absentee	-	-	-	-	-	-	-
29. NORTHVIEW #2 Normal	-	-	-	-	-	-	-
Absentee	-	-	-	-	-	-	-
30. ROSEDALE 1B Normal	-	-	-	-	-	-	-
Absentee	-	-	-	-	-	-	-
31. RIVERSIDE #2 Normal	-	-	-	-	-	-	-
Absentee	-	-	-	-	-	-	-
32. CASSIDY #2 Normal	-	-	-	-	-	-	-
Absentee	-	-	-	-	-	-	-

Sara Burnley
John Burnley

Statement of Votes Cast
 GENERAL MUNICIPAL ELECTION
 CHRISTIAN COUNTY, MISSOURI
 TUESDAY, APRIL 3, 2018
 April 3, 2018 General Municipal Election
 OFFICIAL RETURNS

Date: 4/6/2018
 Time: 2:48:19 PM

LOGAN-ROGERSVILLE R-VIII SCHOOL BOARD MEMBERS

33. LINCOLN #2	Reg. Voters	Total Votes	LAWRENCE W. "LARRY" ZAHN					JONATHAN WEBB (JON)	RICK BURNLEY	SARA TIPTON	WRITE IN	
Normal	-	-	-	-	-	-	-	-	-	-	-	
Absentee	-	-	-	-	-	-	-	-	-	-	-	
ABSENTEE	-	-	-	-	-	-	-	-	-	-	-	
Normal	0	0	0	0	0	0	0	0	0	0	0	
Absentee	0	10	3	30.00%	0	0	2	20.00%	5	50.00%	0	
Total	1325	198	70	35.35%	28	14.14%	24	12.12%	75	37.88%	1	0.51%
Normal	1325	10	3	30.00%	0	-	2	20.00%	5	50.00%	0	-
Absentee	1325	10	3	30.00%	0	-	2	20.00%	5	50.00%	0	-
Total	1325	208	73	35.10%	28	13.46%	26	12.50%	80	38.46%	1	0.48%

Carla Lewis
Don Runney

[Signature]

[Signature]

Statement of Votes Cast
 GENERAL MUNICIPAL ELECTION
 CHRISTIAN COUNTY, MISSOURI
 TUESDAY, APRIL 3, 2018
 April 3, 2018 General Municipal Election
 OFFICIAL RETURNS

Date: 4/6/2018
 Time: 2:48:19 PM

BILLINGS R-IV SCHOOL BOARD MEMBERS

Jurisdiction Wide	Reg. Voters	Total Votes	CHRIS BOS	LYNDELL PLOWMAN	MIKE TOMLINSON	KARLEY REEVES (HAMMERS)	WRITE IN
E. BENTON / 3. BRUNER							
Normal							
Absentee							
2. WEST BENTON / 14. LINDEN							
Normal							
Absentee							
4. CHADWICK / 16. S. LINN / 11. GARRISON / 25. SENECA							
Normal							
Absentee							
5. RIVERSIDE #1							
Normal							
Absentee							
6. CASSIDY #1							
Normal							
Absentee							
7. W. FINLEY							
Normal							
Absentee							
8. EAST FINLEY							
Normal							
Absentee							
9. NORTH GALLOWAY							
Normal							
Absentee							
10. SOUTH GALLOWAY							
Normal							
Absentee							
12. LEADHILL / OLDFIELD							
Normal							
Absentee							
13. LINCOLN #1							
Normal							
Absentee							
15. NORTH LINN							
Normal							
Absentee							

Carla Espinosa
Michelle
Tom Runy

Statement of Votes Cast
 GENERAL MUNICIPAL ELECTION
 CHRISTIAN COUNTY, MISSOURI
 TUESDAY, APRIL 3, 2018
 April 3, 2018 General Municipal Election
 OFFICIAL RETURNS

Date: 4/6/2018
 Time: 2:48:19 PM

BILLINGS R-IV SCHOOL BOARD MEMBERS

	Reg. Voters	Total Votes	CHRIS BOS	LYNDELL PLOWMAN	MIKE TOMLINSON	KARLEY REEVES (HAMMERS)	WRITE IN
17. McCRACKEN							
Normal	-	-	-	-	-	-	-
Absentee	-	-	-	-	-	-	-
20. POLK							
Normal	676	673	212 31.50%	182 24.07%	164 24.37%	132 19.61%	3 0.45%
Absentee	676	0	0	0	0	0	0
21 UNION CHAPEL 1							
Normal	-	-	-	-	-	-	-
Absentee	-	-	-	-	-	-	-
22. ROSEDALE #1A							
Normal	-	-	-	-	-	-	-
Absentee	-	-	-	-	-	-	-
23. GARDEN GROVE							
Normal	-	-	-	-	-	-	-
Absentee	-	-	-	-	-	-	-
24. NORTHVIEW #1							
Normal	-	-	-	-	-	-	-
Absentee	-	-	-	-	-	-	-
26. SPARTA							
Normal	-	-	-	-	-	-	-
Absentee	-	-	-	-	-	-	-
27. UNION CHAPEL #2							
Normal	-	-	-	-	-	-	-
Absentee	-	-	-	-	-	-	-
28. ROSEDALE #2							
Normal	-	-	-	-	-	-	-
Absentee	-	-	-	-	-	-	-
29. NORTHVIEW #2							
Normal	-	-	-	-	-	-	-
Absentee	-	-	-	-	-	-	-
30. ROSEDALE 1B							
Normal	-	-	-	-	-	-	-
Absentee	-	-	-	-	-	-	-
31. RIVERSIDE #2							
Normal	-	-	-	-	-	-	-
Absentee	-	-	-	-	-	-	-
32. CASSIDY #2							
Normal	-	-	-	-	-	-	-
Absentee	-	-	-	-	-	-	-

Paula Smith
Tommy
Don Lewis

Statement of Votes Cast
 GENERAL MUNICIPAL ELECTION
 CHRISTIAN COUNTY, MISSOURI
 TUESDAY, APRIL 3, 2018
 April 3, 2018 General Municipal Election
 OFFICIAL RETURNS

Date: 4/6/2018
 Time: 2:48:19 PM

BILLINGS R-IV SCHOOL BOARD MEMBERS

33. LINCOLN #2	Reg. Voters	Total Votes	CANDIDATES					WRITE IN
			CHRIS BOS	LYNDELL PLOWMAN	MIKE TOMLINSON	KARLEY REEVES (HAMMERS)		
Normal	136	0	0	0	0	0	0	-
Absentee	136	0	0	0	0	0	0	-
ABSENTEE								
Normal	0	0	0	0	0	0	0	-
Absentee	0	29	13	7	4	5	0	-
Total								
Normal	812	673	212	162	164	132	3	0.45%
Absentee	812	29	13	7	4	5	0	-
Total	812	702	225	169	168	137	3	0.43%

Barbara Everett
For Council

Statement of Votes Cast
 GENERAL MUNICIPAL ELECTION
 CHRISTIAN COUNTY, MISSOURI
 TUESDAY, APRIL 3, 2018
 April 3, 2018 General Municipal Election
 OFFICIAL RETURNS

Date: 4/6/2018
 Time: 2:48:19 PM

FORDLAND R-III SCHOOL BOARD MEMBERS

Jurisdiction Wide	Reg. Voters	Total Votes	MARIA (HENRY) WATERMAN	ZANE HUNTER	TIMOTHY TROTTER	HUGHEY C. BELLUE JR.	CODY KEY	WARREN BROOKS	WRITE IN
E. BENTON / 3. BRUNER Normal	112	7	28.57%	14.29%	28.57%	0	0	28.57%	0
Absentee	112	0	-	-	-	-	-	-	-
2. WEST BENTON / 14. LINDEN Normal	-	-	-	-	-	-	-	-	-
Absentee	-	-	-	-	-	-	-	-	-
4. CHADWICK/ 16.S. LINN/ 11. GARRISON/ 25. SENECA Normal	-	-	-	-	-	-	-	-	-
Absentee	-	-	-	-	-	-	-	-	-
5. RIVERSIDE #1 Normal	-	-	-	-	-	-	-	-	-
Absentee	-	-	-	-	-	-	-	-	-
6. CASSIDY #1 Normal	-	-	-	-	-	-	-	-	-
Absentee	-	-	-	-	-	-	-	-	-
7. W. FINLEY Normal	-	-	-	-	-	-	-	-	-
Absentee	-	-	-	-	-	-	-	-	-
8. EAST FINLEY Normal	-	-	-	-	-	-	-	-	-
Absentee	-	-	-	-	-	-	-	-	-
9. NORTH GALLOWAY Normal	-	-	-	-	-	-	-	-	-
Absentee	-	-	-	-	-	-	-	-	-
10. SOUTH GALLOWAY Normal	-	-	-	-	-	-	-	-	-
Absentee	-	-	-	-	-	-	-	-	-
12. LEADHILL / OLDFIELD Normal	-	-	-	-	-	-	-	-	-
Absentee	-	-	-	-	-	-	-	-	-
13. LINCOLN #1 Normal	-	-	-	-	-	-	-	-	-
Absentee	-	-	-	-	-	-	-	-	-
15 NORTH LINN Normal	-	-	-	-	-	-	-	-	-
Absentee	-	-	-	-	-	-	-	-	-

Paul Emery Hill

John Kury

Statement of Votes Cast
 GENERAL MUNICIPAL ELECTION
 CHRISTIAN COUNTY, MISSOURI
 TUESDAY, APRIL 3, 2018
 April 3, 2018 General Municipal Election
 OFFICIAL RETURNS

Date: 4/6/2018
 Time: 2:48:19 PM

FORDLAND R-III SCHOOL BOARD MEMBERS

	Reg. Voters	Total Votes	MARIA (HENRY) WATERMAN	ZANE HUNTER	TIMOTHY TROTTER	HUGHEY C. BELLUE JR.	CODY KEY	WARREN BROOKS	WRITE IN
17. MCCracken Normal	-	-	-	-	-	-	-	-	-
Absentee	-	-	-	-	-	-	-	-	-
20. POLK Normal	-	-	-	-	-	-	-	-	-
Absentee	-	-	-	-	-	-	-	-	-
21 UNION CHAPEL 1 Normal	-	-	-	-	-	-	-	-	-
Absentee	-	-	-	-	-	-	-	-	-
22. ROSEDALE #1A Normal	-	-	-	-	-	-	-	-	-
Absentee	-	-	-	-	-	-	-	-	-
23. GARDEN GROVE Normal	-	-	-	-	-	-	-	-	-
Absentee	-	-	-	-	-	-	-	-	-
24. NORTHVIEW #1 Normal	-	-	-	-	-	-	-	-	-
Absentee	-	-	-	-	-	-	-	-	-
26. SPARTA Normal	-	-	-	-	-	-	-	-	-
Absentee	-	-	-	-	-	-	-	-	-
27. UNION CHAPEL #2 Normal	-	-	-	-	-	-	-	-	-
Absentee	-	-	-	-	-	-	-	-	-
28. ROSEDALE #2 Normal	-	-	-	-	-	-	-	-	-
Absentee	-	-	-	-	-	-	-	-	-
29. NORTHVIEW #2 Normal	-	-	-	-	-	-	-	-	-
Absentee	-	-	-	-	-	-	-	-	-
30. ROSEDALE 1B Normal	-	-	-	-	-	-	-	-	-
Absentee	-	-	-	-	-	-	-	-	-
31. RIVERSIDE #2 Normal	-	-	-	-	-	-	-	-	-
Absentee	-	-	-	-	-	-	-	-	-
32. CASSIDY #2 Normal	-	-	-	-	-	-	-	-	-
Absentee	-	-	-	-	-	-	-	-	-

Paula Beckwith
Paula Beckwith
Paula Beckwith

Statement of Votes Cast
 GENERAL MUNICIPAL ELECTION
 CHRISTIAN COUNTY, MISSOURI
 TUESDAY, APRIL 3, 2018
 April 3, 2018 General Municipal Election
 OFFICIAL RETURNS

Date: 4/6/2018
 Time: 2:48:19 PM

FORDLAND R-III SCHOOL BOARD MEMBERS

33. LINCOLN #2	Reg. Voters	Total Votes	MARIA (HENRY) WATERMAN		ZANE HUNTER		TIMOTHY TROTTER		HUGHEY C. BELLUE JR.		CODY KEY		WARREN BROOKS		WRITE IN
Normal	-	-	-	-	-	-	-	-	-	-	-	-	-	-	-
Absentee	-	-	-	-	-	-	-	-	-	-	-	-	-	-	-
ABSENTEE	0	0	0	0	0	0	0	0	0	0	0	0	0	0	0
Normal	0	0	0	0	0	0	0	0	0	0	0	0	0	0	0
Absentee	0	0	0	0	0	0	0	0	0	0	0	0	0	0	0
Total	112	7	2	28.57%	1	14.29%	2	28.57%	0	0	0	0	2	28.57%	0
Normal	112	0	0	-	0	-	0	-	0	-	0	-	0	-	0
Absentee	112	7	2	28.57%	1	14.29%	2	28.57%	0	0	0	0	2	28.57%	0
Total	112	7	2	28.57%	1	14.29%	2	28.57%	0	0	0	0	2	28.57%	0

Carla Green
[Signature]
[Signature]
[Signature]

Statement of Votes Cast
 GENERAL MUNICIPAL ELECTION
 CHRISTIAN COUNTY, MISSOURI
 TUESDAY, APRIL 3, 2018
 April 3, 2018 General Municipal Election
 OFFICIAL RETURNS

Date: 4/6/2018
 Time: 2:48:19 PM

SPARTA R-III SCHOOL BOARD MEMBERS

Jurisdiction Wide	Reg. Voters	Total Votes	BETTY R. BRADEN		DENNIS GRANT LILLY		TONY "JACOB" FINNEY		WRITE IN
			Count	Percentage	Count	Percentage	Count	Percentage	
E. BENTON / 3. BRUNER									
Normal	574	141	50	35.46%	47	33.33%	44	31.21%	0
Absentee	574	0	0	-	0	-	0	-	0
2. WEST BENTON / 14. LINDEN									
Normal	120	28	13	46.43%	5	17.86%	10	35.71%	0
Absentee	120	0	0	-	0	-	0	-	0
4. CHADWICK / 16. S. LINN / 11. GARRISON / 25. SENECA									
Normal	-	-	-	-	-	-	-	-	-
Absentee	-	-	-	-	-	-	-	-	-
5. RIVERSIDE #1									
Normal	-	-	-	-	-	-	-	-	-
Absentee	-	-	-	-	-	-	-	-	-
6. CASSIDY #1									
Normal	-	-	-	-	-	-	-	-	-
Absentee	-	-	-	-	-	-	-	-	-
7. W. FINLEY									
Normal	-	-	-	-	-	-	-	-	-
Absentee	-	-	-	-	-	-	-	-	-
8. EAST FINLEY									
Normal	-	-	-	-	-	-	-	-	-
Absentee	-	-	-	-	-	-	-	-	-
9. NORTH GALLOWAY									
Normal	-	-	-	-	-	-	-	-	-
Absentee	-	-	-	-	-	-	-	-	-
10. SOUTH GALLOWAY									
Normal	-	-	-	-	-	-	-	-	-
Absentee	-	-	-	-	-	-	-	-	-
12. LEADHILL / OLDFIELD									
Normal	29	3	1	33.33%	0	-	2	66.67%	0
Absentee	29	0	0	-	0	-	0	-	0
13. LINCOLN #1									
Normal	-	-	-	-	-	-	-	-	-
Absentee	-	-	-	-	-	-	-	-	-
15 NORTH LINN									
Normal	1	0	0	-	0	-	0	-	0
Absentee	1	0	0	-	0	-	0	-	0

Paula Davis
Jim Kump

AKH

[Signature]

Statement of Votes Cast
 GENERAL MUNICIPAL ELECTION
 CHRISTIAN COUNTY, MISSOURI
 TUESDAY, APRIL 3, 2018
 April 3, 2018 General Municipal Election
 OFFICIAL RETURNS

Date: 4/6/2018
 Time: 2:48:19 PM

SPARTA R-III SCHOOL BOARD MEMBERS

	Reg. Voters	Total Votes	BETTY R. BRADEN	DENNIS GRANT LILLY	TONY "JACOB" FINNEY	WRITE IN
17. McCRACKEN						
Normal	362	43	19	12	10	2
Absentee	362	0	0	0	0	0
20. POLK						
Normal	-	-	-	-	-	-
Absentee	-	-	-	-	-	-
21 UNION CHAPEL 1						
Normal	-	-	-	-	-	-
Absentee	-	-	-	-	-	-
22. ROSEDALE #1A						
Normal	-	-	-	-	-	-
Absentee	-	-	-	-	-	-
23. GARDEN GROVE						
Normal	-	-	-	-	-	-
Absentee	-	-	-	-	-	-
24. NORTHVIEW #1						
Normal	-	-	-	-	-	-
Absentee	-	-	-	-	-	-
26. SPARTA						
Normal	1573	416	128	144	142	2
Absentee	1573	0	0	0	0	0
27. UNION CHAPEL #2						
Normal	-	-	-	-	-	-
Absentee	-	-	-	-	-	-
28. ROSEDALE #2						
Normal	-	-	-	-	-	-
Absentee	-	-	-	-	-	-
29. NORTHVIEW #2						
Normal	-	-	-	-	-	-
Absentee	-	-	-	-	-	-
30. ROSEDALE 1B						
Normal	-	-	-	-	-	-
Absentee	-	-	-	-	-	-
31. RIVERSIDE #2						
Normal	-	-	-	-	-	-
Absentee	-	-	-	-	-	-
32. CASSIDY #2						
Normal	-	-	-	-	-	-
Absentee	-	-	-	-	-	-

Paula Curtis
For Mayor

Statement of Votes Cast
 GENERAL MUNICIPAL ELECTION
 CHRISTIAN COUNTY, MISSOURI
 TUESDAY, APRIL 3, 2018
 April 3, 2018 General Municipal Election
 OFFICIAL RETURNS

Date: 4/6/2018
 Time: 2:48:19 PM

SPARTIA R-III SCHOOL BOARD MEMBERS

33. LINCOLN #2	Reg. Voters	Total Votes	BETTY R. BRADEN		DENNIS GRANT LILLY		TONY "JACOB" FINNEY		WRITE IN
			Votes	%	Votes	%	Votes	%	
Normal	-	-	-	-	-	-	-	-	-
Absentee	-	-	-	-	-	-	-	-	-
ABSENTEE	-	-	-	-	-	-	-	-	-
Normal	0	0	0	-	0	-	0	-	0
Absentee	0	29	9	31.03%	9	31.03%	11	37.93%	0
Total	2659	631	211	33.44%	208	32.96%	208	32.96%	4
Normal	2659	29	9	31.03%	9	31.03%	11	37.93%	0
Absentee	-	-	-	-	-	-	-	-	-
Total	2659	660	220	33.33%	217	32.88%	219	33.18%	4
									0.61%

Paula Grant
John Braden
[Signature]
[Signature]

Statement of Votes Cast
 GENERAL MUNICIPAL ELECTION
 CHRISTIAN COUNTY, MISSOURI
 TUESDAY, APRIL 3, 2018
 April 3, 2018 General Municipal Election
 OFFICIAL RETURNS

Date: 4/6/2018
 Time: 2:48:19 PM

NIXA FIRE BOARD MEMBER

BILLINGS ROAD DIST. QUESTION

Jurisdiction Wide	Reg. Voters	Total Votes	TERRY M. YOUNG				TERRY ALLEN				WRITE IN	Reg. Voters	Total Votes	YES		NO	
			TERRY M. YOUNG	TERRY ALLEN	BOB RUBINO	WRITE IN	YES	NO	YES	NO							
E. BENTON / 3. BRUNER Normal
Absentee
2. WEST BENTON / 14. LINDEN Normal
Absentee
4. CHADWICK / 16. S. LINN / 11. GARRISON / 25. SENECA Normal
Absentee
5. RIVERSIDE #1 Normal
Absentee
6. CASSIDY #1 Normal
Absentee
7. W. FINLEY Normal
Absentee
8. EAST FINLEY Normal
Absentee
9. NORTH GALLOWAY Normal
Absentee
10. SOUTH GALLOWAY Normal
Absentee
12. LEADHILL / OLDFIELD Normal
Absentee
13. LINCOLN #1 Normal
Absentee
15 NORTH LINN Normal
Absentee

Boyle Francis
Mark St...
Joe...

Statement of Votes Cast
 GENERAL MUNICIPAL ELECTION
 CHRISTIAN COUNTY, MISSOURI
 TUESDAY, APRIL 3, 2018
 April 3, 2018 General Municipal Election
 OFFICIAL RETURNS

Date: 4/6/2018
 Time: 2:48:19 PM

NIXA FIRE BOARD MEMBER

BILLINGS ROAD DIST. QUESTION

	Reg. Voters	Total Votes	TERRY M. YOUNG					Reg. Voters	Total Votes	BILLINGS ROAD DIST. QUESTION	
			TERRY M. YOUNG	TERRY ALLEN	BOB RUBINO	WRITE IN	YES			NO	
17. McCRACKEN											
Normal	-	-	-	-	-	-	-	-	-	-	
Absentee	-	-	-	-	-	-	-	-	-	-	
20. POLK											
Normal	-	-	-	-	-	-	907	434	309	71.20%	
Absentee	-	-	-	-	-	-	907	0	0	-	
21 UNION CHAPEL 1											
Normal	2649	458	178	38.86%	192	41.92%	-	-	-	-	
Absentee	2649	0	0	-	0	-	-	-	-	-	
22. ROSEDALE #1A											
Normal	2090	319	110	34.48%	120	37.62%	-	-	-	-	
Absentee	2090	0	0	-	0	-	-	-	-	-	
23. GARDEN GROVE											
Normal	1836	255	94	36.86%	116	45.49%	-	-	-	-	
Absentee	1836	0	0	-	0	-	-	-	-	-	
24. NORTHVIEW #1											
Normal	2994	429	135	31.47%	174	40.56%	-	-	-	-	
Absentee	2994	0	0	-	0	-	-	-	-	-	
26. SPARTA											
Normal	-	-	-	-	-	-	-	-	-	-	
Absentee	-	-	-	-	-	-	-	-	-	-	
27. UNION CHAPEL #2											
Normal	3034	307	108	35.18%	130	42.35%	-	-	-	-	
Absentee	3034	0	0	-	0	-	-	-	-	-	
28. ROSEDALE #2											
Normal	1807	193	68	35.23%	83	43.01%	-	-	-	-	
Absentee	1807	0	0	-	0	-	-	-	-	-	
29. NORTHVIEW #2											
Normal	1778	276	93	33.70%	107	38.77%	-	-	-	-	
Absentee	1778	0	0	-	0	-	-	-	-	-	
30. ROSEDALE 1B											
Normal	1831	249	84	33.73%	103	41.37%	-	-	-	-	
Absentee	1831	0	0	-	0	-	-	-	-	-	
31. RIVERSIDE #2											
Normal	-	-	-	-	-	-	-	-	-	-	
Absentee	-	-	-	-	-	-	-	-	-	-	
32. CASSIDY #2											
Normal	-	-	-	-	-	-	-	-	-	-	
Absentee	-	-	-	-	-	-	-	-	-	-	

Carol Evans
For Return

[Signature]

Statement of Votes Cast
GENERAL MUNICIPAL ELECTION
CHRISTIAN COUNTY, MISSOURI
TUESDAY, APRIL 3, 2018
 April 3, 2018 General Municipal Election
OFFICIAL RETURNS

Date: 4/6/2018
 Time: 2:48:19 PM

NIXA FIRE BOARD MEMBER

BILLINGS ROAD DIST. QUESTION

	Reg. Voters	Total Votes	TERRY M. YOUNG		TERRY ALLEN		BOB RUBINO		WRITE IN		Reg. Voters	Total Votes	YES		NO	
			Normal	Absentee	Normal	Absentee	Normal	Absentee	Normal	Absentee			Normal	Absentee	Normal	Absentee
33. LINCOLN #2																
Normal	-	-	-	-	-	-	-	-	-	-	887	55	15	27.27%	40	72.73%
Absentee	-	-	-	-	-	-	-	-	-	-	887	0	0	-	0	-
ABSENTEE																
Normal	0	0	0	0	0	0	0	0	0	0	0	18	7	38.89%	11	61.11%
Absentee	0	253	93	36.76%	86	33.99%	70	27.67%	4	1.53%	0	0	0	-	0	-
Total																
Normal	18019	2486	870	35.00%	1025	41.23%	562	22.61%	29	1.17%	1794	489	324	66.26%	165	33.74%
Absentee	18019	253	93	36.76%	86	33.99%	70	27.67%	4	1.53%	1794	18	7	38.89%	11	61.11%
Total	18019	2739	963	35.16%	1111	40.56%	632	23.07%	33	1.20%	1794	507	331	65.29%	176	34.71%

Carla Evans
Dee Denny

Statement of Votes Cast
GENERAL MUNICIPAL ELECTION
 CHRISTIAN COUNTY, MISSOURI
 TUESDAY, APRIL 3, 2018
 April 3, 2018 General Municipal Election
OFFICIAL RETURNS

Date: 4/6/2018
 Time: 2:48:19 PM

SELMORE ROAD DIST. QUESTION

CLEVER MAYOR

Jurisdiction Wide	Reg. Voters	Total Votes	SELMORE ROAD DIST. QUESTION		Reg. Voters	Total Votes	CLEVER MAYOR			
			YES	NO			JAREDD KING	WRITE IN		
E. BENTON / 3. BRUNER	-	-	-	-	-	-	-	-		
Normal	-	-	-	-	-	-	-	-		
Absentee	-	-	-	-	-	-	-	-		
2. WEST BENTON / 14. LINDEN	-	-	-	-	-	-	-	-		
Normal	-	-	-	-	-	-	-	-		
Absentee	-	-	-	-	-	-	-	-		
4. CHADWICK / 16. S. LINN / 11. GARRISON / 25. SENECA	-	-	-	-	-	-	-	-		
Normal	-	-	-	-	-	-	-	-		
Absentee	-	-	-	-	-	-	-	-		
5. RIVERSIDE #1	-	-	-	-	-	-	-	-		
Normal	-	-	-	-	-	-	-	-		
Absentee	-	-	-	-	-	-	-	-		
6. CASSIDY #1	-	-	-	-	-	-	-	-		
Normal	-	-	-	-	-	-	-	-		
Absentee	-	-	-	-	-	-	-	-		
7. W. FINLEY	-	-	-	-	-	-	-	-		
Normal	203	28	2	7.14%	26	92.86%	-	-		
Absentee	203	0	0	-	0	-	-	-		
8. EAST FINLEY	257	30	16	53.33%	14	46.67%	-	-		
Normal	257	0	0	-	0	-	-	-		
Absentee	257	30	16	53.33%	14	46.67%	-	-		
9. NORTH GALLOWAY	531	27	13	48.15%	14	51.85%	-	-		
Normal	531	0	0	-	0	-	-	-		
Absentee	531	27	13	48.15%	14	51.85%	-	-		
10. SOUTH GALLOWAY	-	-	-	-	-	-	-	-		
Normal	-	-	-	-	-	-	-	-		
Absentee	-	-	-	-	-	-	-	-		
12. LEADHILL / OLDFIELD	-	-	-	-	-	-	-	-		
Normal	-	-	-	-	-	-	-	-		
Absentee	-	-	-	-	-	-	-	-		
13. LINCOLN #1	-	-	-	-	-	-	-	-		
Normal	-	-	-	-	-	-	-	-		
Absentee	-	-	-	-	-	-	-	-		
15 NORTH LINN	-	-	-	-	1410	58	53	91.38%	5	8.62%
Normal	-	-	-	-	1410	0	0	-	0	-
Absentee	-	-	-	-	-	-	-	-	-	-

Paula Beardsley
Don Denny

Statement of Votes Cast
 GENERAL MUNICIPAL ELECTION
 CHRISTIAN COUNTY, MISSOURI
 TUESDAY, APRIL 3, 2018
 April 3, 2018 General Municipal Election
 OFFICIAL RETURNS

Date: 4/6/2018
 Time: 2:48:19 PM

SELMORE ROAD DIST. QUESTION

CLEVER MAYOR

	SELMORE ROAD DIST. QUESTION		CLEVER MAYOR	
	Reg. Voters	Total Votes	Reg. Voters	Total Votes
17. McCRACKEN				
Normal
Absentee
20. POLK				
Normal
Absentee
21 UNION CHAPEL 1				
Normal
Absentee
22. ROSEDALE #1A				
Normal
Absentee
23. GARDEN GROVE				
Normal
Absentee
24. NORTHVIEW #1				
Normal
Absentee
26. SPARTA				
Normal
Absentee
27. UNION CHAPEL #2				
Normal
Absentee
28. ROSEDALE #2				
Normal
Absentee
29. NORTHVIEW #2				
Normal
Absentee
30. ROSEDALE 1B				
Normal
Absentee
31. RIVERSIDE #2				
Normal
Absentee
32. CASSIDY #2				
Normal
Absentee

Paul Evans
John Linn

Statement of Votes Cast
 GENERAL MUNICIPAL ELECTION
 CHRISTIAN COUNTY, MISSOURI
 TUESDAY, APRIL 3, 2018
 April 3, 2018 General Municipal Election
 OFFICIAL RETURNS

Date: 4/6/2018
 Time: 2:48:19 PM

SELMORE ROAD DIST. QUESTION CLEVER MAYOR

33. LINCOLN #2	YES		NO		Reg. Voters	Total Votes	JAREDD KING		WRITE IN	
	Reg. Voters	Total Votes	Reg. Voters	Total Votes			Reg. Voters	Total Votes		
Normal	-	-	-	-	820	74	65	87.84%	9	12.16%
Absentee	-	-	-	-	820	0	0	-	0	-
ABSENTEE										
Normal	0	0	0	0	0	0	0	-	0	-
Absentee	0	6	1	16.67%	0	3	3	100.00%	0	-
Total	991	85	31	36.47%	2230	132	118	89.39%	14	10.61%
Normal	991	6	1	16.67%	2230	3	3	100.00%	0	-
Absentee	991	91	32	35.16%	2230	135	121	89.63%	14	10.37%
Total										

Paul Essert
Jim Rump

Statement of Votes Cast
 GENERAL MUNICIPAL ELECTION
 CHRISTIAN COUNTY, MISSOURI
 TUESDAY, APRIL 3, 2018
 April 3, 2018 General Municipal Election
 OFFICIAL RETURNS

Date: 4/6/2018
 Time: 2:48:19 PM

Jurisdiction	CLEVER ALDERMAN, EAST WARD				CLEVER ALDERMAN, WEST WARD			
	Reg. Voters	Total Votes	JIM McWILLIAMS	WRITE IN	Reg. Voters	Total Votes	CHARLENE FRASER	WRITE IN
E. BENTON / 3. BRUNER								
Normal								
Absentee								
2. WEST BENTON / 14. LINDEN								
Normal								
Absentee								
4. CHADWICK / 16. S. LINN / 11. GARRISON / 25. SENECA								
Normal								
Absentee								
5. RIVERSIDE #1								
Normal								
Absentee								
6. CASSIDY #1								
Normal								
Absentee								
7. W. FINLEY								
Normal								
Absentee								
8. EAST FINLEY								
Normal								
Absentee								
9. NORTH GALLOWAY								
Normal								
Absentee								
10. SOUTH GALLOWAY								
Normal								
Absentee								
12. LEADHILL / OLDFIELD								
Normal								
Absentee								
13. LINCOLN #1								
Normal	1410	60	57	95.00%	3	5.00%		
Absentee	1410	0	0		0			
15 NORTH LINN								
Normal								
Absentee								

Carla Esenther
John Summers

Date: 4/6/2018
Time: 2:48:19 PM

Statement of Votes Cast
GENERAL MUNICIPAL ELECTION
CHRISTIAN COUNTY, MISSOURI
TUESDAY, APRIL 3, 2018
April 3, 2018 General Municipal Election
OFFICIAL RETURNS

CLEVER ALDERMAN, EAST WARD

CLEVER ALDERMAN, WEST WARD

	Reg. Voters	Total Votes	JIM McWILLIAMS	WRITE IN	Reg. Voters	Total Votes	CHARLENE FRASER	WRITE IN
17. McCRACKEN								
Normal								
Absentee								
20. POLK								
Normal								
Absentee								
21 UNION CHAPEL 1								
Normal								
Absentee								
22. ROSEDALE #1A								
Normal								
Absentee								
23. GARDEN GROVE								
Normal								
Absentee								
24. NORTHVIEW #1								
Normal								
Absentee								
26. SPARTA								
Normal								
Absentee								
27. UNION CHAPEL #2								
Normal								
Absentee								
28. ROSEDALE #2								
Normal								
Absentee								
29. NORTHVIEW #2								
Normal								
Absentee								
30. ROSEDALE 1B								
Normal								
Absentee								
31. RIVERSIDE #2								
Normal								
Absentee								
32. CASSIDY #2								
Normal								
Absentee								

Leanne E. Smith
Jim Linnell

Date: 4/6/2018
Time: 2:48:19 PM

Statement of Votes Cast
GENERAL MUNICIPAL ELECTION
CHRISTIAN COUNTY, MISSOURI
TUESDAY, APRIL 3, 2018
April 3, 2018 General Municipal Election
OFFICIAL RETURNS

CLEVER ALDERMAN, EAST WARD

CLEVER ALDERMAN, WEST WARD

33. LINCOLN #2	CLEVER ALDERMAN, EAST WARD			CLEVER ALDERMAN, WEST WARD				
	Reg. Voters	Total Votes	JIM McWILLIAMS	WRITE IN	Reg. Voters	Total Votes	CHARLENE FRASER	WRITE IN
Normal	-	-	-	-	820	70	64	91.43%
Absentee	-	-	-	-	820	0	0	-
ABSENTEE	0	0	0	0	0	0	0	0
Normal	0	0	2	100.00%	0	0	1	100.00%
Absentee	0	0	2	100.00%	0	0	1	100.00%
Total	1410	60	57	95.00%	820	70	64	91.43%
Normal	1410	2	2	100.00%	820	1	1	100.00%
Absentee	1410	62	59	95.16%	820	71	65	91.55%
Total			3	4.84%			6	8.45%

Carle Cassin Hoff
Jim Davis

Date: 4/6/2018
Time: 2:48:19 PM

Statement of Votes Cast
GENERAL MUNICIPAL ELECTION
CHRISTIAN COUNTY, MISSOURI
TUESDAY, APRIL 3, 2018
April 3, 2018 General Municipal Election
OFFICIAL RETURNS

OZARK ALDERMAN, WARD 1 OZARK ALDERMAN, WARD 2

Jurisdiction Wide	OZARK ALDERMAN, WARD 1			OZARK ALDERMAN, WARD 2				
	Reg. Voters	Total Votes	NATHAN POSTEN	WRITE IN	Reg. Voters	Total Votes	BRUCE GALLOWAY	WRITE IN
E. BENTON / 3. BRUNER								
Normal			-	-			-	-
Absentee			-	-			-	-
2. WEST BENTON / 14. LINDEN								
Normal			-	-			-	-
Absentee			-	-			-	-
4. CHADWICK / 16. S. LINN / 11. GARRISON / 25. SENECA								
Normal			-	-			-	-
Absentee			-	-			-	-
5. RIVERSIDE #1								
Normal			-	-			-	-
Absentee			-	-			-	-
6. CASSIDY #1								
Normal			-	-			-	-
Absentee			-	-			-	-
7. W. FINLEY								
Normal			-	-	1644	96	93.75%	6
Absentee			-	-	1644	0	0	0
8. EAST FINLEY								
Normal	1242	64	62	96.88%	332	26	88.46%	3
Absentee	1242	0	0	0	332	0	0	0
9. NORTH GALLOWAY								
Normal	2664	177	168	94.92%	438	50	90.00%	5
Absentee	2664	0	0	0	438	0	0	0
10. SOUTH GALLOWAY								
Normal			-	-			-	-
Absentee			-	-			-	-
12. LEADHILL / OLDFIELD								
Normal			-	-			-	-
Absentee			-	-			-	-
13. LINCOLN #1								
Normal			-	-			-	-
Absentee			-	-			-	-
15. NORTH LINN								
Normal			-	-			-	-
Absentee			-	-			-	-

Each County Clerk
For Return

Statement of Votes Cast
 GENERAL MUNICIPAL ELECTION
 CHRISTIAN COUNTY, MISSOURI
 TUESDAY, APRIL 3, 2018
 April 3, 2018 General Municipal Election
 OFFICIAL RETURNS

Date: 4/6/2018
 Time: 2:48:19 PM

OZARK ALDERMAN, WARD 1

OZARK ALDERMAN, WARD 2

	Reg. Voters	Total Votes	NATHAN POSTEN	WRITE IN	Reg. Voters	Total Votes	BRUCE GALLOWAY	WRITE IN
17. McCRACKEN								
Normal	61	3	3	100.00%	73	3	3	100.00%
Absentee	61	0	0	-	73	0	0	-
20. POLK								
Normal	-	-	-	-	-	-	-	-
Absentee	-	-	-	-	-	-	-	-
21 UNION CHAPEL 1								
Normal	-	-	-	-	-	-	-	-
Absentee	-	-	-	-	-	-	-	-
22. ROSEDALE #1A								
Normal	-	-	-	-	-	-	-	-
Absentee	-	-	-	-	-	-	-	-
23. GARDEN GROVE								
Normal	-	-	-	-	-	-	-	-
Absentee	-	-	-	-	-	-	-	-
24. NORTHVIEW #1								
Normal	-	-	-	-	-	-	-	-
Absentee	-	-	-	-	-	-	-	-
26. SPARTA								
Normal	-	-	-	-	-	-	-	-
Absentee	-	-	-	-	-	-	-	-
27. UNION CHAPEL #2								
Normal	-	-	-	-	-	-	-	-
Absentee	-	-	-	-	-	-	-	-
28. ROSEDALE #2								
Normal	-	-	-	-	-	-	-	-
Absentee	-	-	-	-	-	-	-	-
29. NORTHVIEW #2								
Normal	-	-	-	-	-	-	-	-
Absentee	-	-	-	-	-	-	-	-
30. ROSEDALE 1B								
Normal	-	-	-	-	-	-	-	-
Absentee	-	-	-	-	-	-	-	-
31. RIVERSIDE #2								
Normal	-	-	-	-	-	-	-	-
Absentee	-	-	-	-	-	-	-	-
32. CASSIDY #2								
Normal	-	-	-	-	1197	120	110	91.67%
Absentee	-	-	-	-	1197	0	0	8.33%
Normal	-	-	-	-	-	-	-	-
Absentee	-	-	-	-	-	-	-	-

Earle Egan
Ann Turner

Statement of Votes Cast
 GENERAL MUNICIPAL ELECTION
 CHRISTIAN COUNTY, MISSOURI
 TUESDAY, APRIL 3, 2018
 April 3, 2018 General Municipal Election
 OFFICIAL RETURNS

Date: 4/6/2018
 Time: 2:48:19 PM

OZARK ALDERMAN, WARD 1

OZARK ALDERMAN, WARD 2

33. LINCOLN #2	OZARK ALDERMAN, WARD 1			OZARK ALDERMAN, WARD 2		
	Reg. Voters	Total Votes	NATHAN POSTEN WRITE IN	Reg. Voters	Total Votes	BRUCE GALLOWAY WRITE IN
Normal	-	-	-	-	-	-
Absentee	-	-	-	-	-	-
ABSENTEE	0	0	0	0	0	0
Normal	0	17	94.12%	0	33	100.00%
Absentee			1 5.88%			
Total	3967	244	233 95.49%	3684	295	271 91.86%
Normal	3967	17	16 94.12%	3684	33	33 100.00%
Absentee			12 4.60%			24 8.14%
Total	3967	261	249 95.40%	3684	328	304 92.68%

Carole E. Smith
Joe Ramsey

Statement of Votes Cast
 GENERAL MUNICIPAL ELECTION
 CHRISTIAN COUNTY, MISSOURI
 TUESDAY, APRIL 3, 2018
 April 3, 2018 General Municipal Election
 OFFICIAL RETURNS

Date: 4/6/2018
 Time: 2:48:19 PM

OZARK ALDERMAN, WARD 3 CITY OF OZARK QUESTION

Jurisdiction Wide	Reg. Voters		HEATHER ALDER		WRITE IN		Reg. Voters		Total Votes		YES		NO	
	Reg. Voters	Total Votes	Reg. Voters	Total Votes	Reg. Voters	Total Votes	Reg. Voters	Total Votes	Reg. Voters	Total Votes	Reg. Voters	Total Votes	Reg. Voters	Total Votes
E. BENTON / 3. BRUNER	-	-	-	-	-	-	-	-	-	-	-	-	-	-
Normal	-	-	-	-	-	-	-	-	-	-	-	-	-	-
Absentee	-	-	-	-	-	-	-	-	-	-	-	-	-	-
2. WEST BENTON / 14. LINDEN	-	-	-	-	-	-	-	-	-	-	-	-	-	-
Normal	-	-	-	-	-	-	-	-	-	-	-	-	-	-
Absentee	-	-	-	-	-	-	-	-	-	-	-	-	-	-
4. CHADWICK / 16. S. LINN / 11. GARRISON / 25. SENECA	-	-	-	-	-	-	-	-	-	-	-	-	-	-
Normal	-	-	-	-	-	-	-	-	-	-	-	-	-	-
Absentee	-	-	-	-	-	-	-	-	-	-	-	-	-	-
5. RIVERSIDE #1	-	-	-	-	-	-	-	-	-	-	-	-	-	-
Normal	1884	105	100	95.24%	5	4.76%	1894	127	56	44.09%	71	55.91%	0	0
Absentee	1894	0	0	0	0	0	1894	0	0	0	0	0	0	0
6. CASSIDY #1	-	-	-	-	-	-	-	-	-	-	-	-	-	-
Normal	374	25	24	96.00%	1	4.00%	2018	156	73	46.79%	83	53.21%	0	0
Absentee	374	0	0	0	0	0	2018	0	0	0	0	0	0	0
7. W. FINLEY	-	-	-	-	-	-	-	-	-	-	-	-	-	-
Normal	-	-	-	-	-	-	1574	123	52	42.28%	71	57.72%	0	0
Absentee	-	-	-	-	-	-	1574	0	0	0	0	0	0	0
8. EAST FINLEY	-	-	-	-	-	-	-	-	-	-	-	-	-	-
Normal	-	-	-	-	-	-	3102	313	122	38.98%	191	61.02%	0	0
Absentee	-	-	-	-	-	-	3102	0	0	0	0	0	0	0
9. NORTH GALLOWAY	-	-	-	-	-	-	-	-	-	-	-	-	-	-
Normal	-	-	-	-	-	-	-	-	-	-	-	-	-	-
Absentee	-	-	-	-	-	-	-	-	-	-	-	-	-	-
10. SOUTH GALLOWAY	-	-	-	-	-	-	-	-	-	-	-	-	-	-
Normal	-	-	-	-	-	-	-	-	-	-	-	-	-	-
Absentee	-	-	-	-	-	-	-	-	-	-	-	-	-	-
12. LEADHILL / OLDFIELD	-	-	-	-	-	-	-	-	-	-	-	-	-	-
Normal	-	-	-	-	-	-	-	-	-	-	-	-	-	-
Absentee	-	-	-	-	-	-	-	-	-	-	-	-	-	-
13. LINCOLN #1	-	-	-	-	-	-	-	-	-	-	-	-	-	-
Normal	-	-	-	-	-	-	-	-	-	-	-	-	-	-
Absentee	-	-	-	-	-	-	-	-	-	-	-	-	-	-
15 NORTH LINN	-	-	-	-	-	-	-	-	-	-	-	-	-	-
Normal	-	-	-	-	-	-	-	-	-	-	-	-	-	-
Absentee	-	-	-	-	-	-	-	-	-	-	-	-	-	-

Each Column
For Runners

Statement of Votes Cast
 GENERAL MUNICIPAL ELECTION
 CHRISTIAN COUNTY, MISSOURI
 TUESDAY, APRIL 3, 2018
 April 3, 2018 General Municipal Election
 OFFICIAL RETURNS

Date: 4/6/2018
 Time: 2:48:19 PM

OZARK ALDERMAN, WARD 3 CITY OF OZARK QUESTION

	Reg. Voters	Total Votes	HEATHER ALDER	WRITE IN	Reg. Voters	Total Votes	YES	NO
17. McCRACKEN								
Normal					134	8	4	50.00%
Absentee					134	0	0	
20. POLK								
Normal								
Absentee								
21 UNION CHAPEL 1								
Normal								
Absentee								
22. ROSEDALE #1A								
Normal								
Absentee								
23. GARDEN GROVE								
Normal								
Absentee								
24. NORTHVIEW #1								
Normal								
Absentee								
26. SPARTA								
Normal								
Absentee								
27. UNION CHAPEL #2								
Normal								
Absentee								
28. ROSEDALE #2								
Normal								
Absentee								
29. NORTHVIEW #2								
Normal								
Absentee								
30. ROSEDALE 1B								
Normal								
Absentee								
31. RIVERSIDE #2								
Normal	692	58	56	96.55%	2	3.45%	123	53.48%
Absentee	692	0	0		0		0	
32. CASSIDY #2								
Normal	1153	51	49	96.08%	2	3.92%	36	50.70%
Absentee	1153	0	0		0		0	
					1889	230	107	46.52%
					1889	0	0	
					1153	71	35	49.30%
					1153	0	0	

Earl Egan
John Ammer

Date: 4/6/2018
Time: 2:48:19 PM

Statement of Votes Cast
GENERAL MUNICIPAL ELECTION
CHRISTIAN COUNTY, MISSOURI
TUESDAY, APRIL 3, 2018
April 3, 2018 General Municipal Election
OFFICIAL RETURNS

OZARK ALDERMAN, WARD 3 CITY OF OZARK QUESTION

	Reg. Voters	Total Votes	HEATHER ALDER	WRITE IN	Reg. Voters	Total Votes	YES	NO
33. LINCOLN #2								
Normal	-	-	-	-	-	-	-	-
Absentee	-	-	-	-	-	-	-	-
ABSENTEE								
Normal	0	0	0	0	0	0	0	0
Absentee	0	22	22	100.00%	0	0	50	49
Total								
Normal	4113	239	229	95.82%	10	4.18%	466	562
Absentee	4113	22	22	100.00%	0	-	50	49
Total	4113	261	251	96.47%	10	3.88%	516	611

Carle Esent *Heather Alder* *John Lewis*

Statement of Votes Cast
 GENERAL MUNICIPAL ELECTION
 CHRISTIAN COUNTY, MISSOURI
 TUESDAY, APRIL 3, 2018
 April 3, 2018 General Municipal Election
 OFFICIAL RETURNS

Date: 4/6/2018
 Time: 2:48:19 PM

Jurisdiction Wide	SPARTA ALDERMAN, WARD 1				SPARTA ALDERMAN, WARD 2				
	Reg. Voters	Total Votes	VALORIE WATTS	WRITE IN	Reg. Voters	Total Votes	STEPHEN W. OTTEN	ROSALIE WATTS	WRITE IN
E. BENTON / 3. BRUNER									
Normal									
Absentee									
2. WEST BENTON / 14. LINDEN									
Normal									
Absentee									
4. CHADWICK / 16. S. LINN / 11. GARRISON / 25. SENECA									
Normal									
Absentee									
5. RIVERSIDE #1									
Normal									
Absentee									
6. CASSIDY #1									
Normal									
Absentee									
7. W. FINLEY									
Normal									
Absentee									
8. EAST FINLEY									
Normal									
Absentee									
9. NORTH GALLOWAY									
Normal									
Absentee									
10. SOUTH GALLOWAY									
Normal									
Absentee									
12. LEADHILL / OLDFIELD									
Normal									
Absentee									
13. LINCOLN #1									
Normal									
Absentee									
15 NORTH LINN									
Normal									
Absentee									

Each Council Member
Don Roush

Date: 4/6/2018
Time: 2:48:19 PM

Statement of Votes Cast
GENERAL MUNICIPAL ELECTION
CHRISTIAN COUNTY, MISSOURI
TUESDAY, APRIL 3, 2018
April 3, 2018 General Municipal Election
OFFICIAL RETURNS

	SPARTA ALDERMAN, WARD 1				SPARTA ALDERMAN, WARD 2				
	Reg. Voters	Total Votes	VALORIE WATTS	WRITE IN	Reg. Voters	Total Votes	STEPHEN W. OTTEN	ROSALIE WATTS	WRITE IN
17. McCRACKEN									
Normal	-	-	-	-	-	-	-	-	-
Absentee	-	-	-	-	-	-	-	-	-
20. POLK									
Normal	-	-	-	-	-	-	-	-	-
Absentee	-	-	-	-	-	-	-	-	-
21 UNION CHAPEL 1									
Normal	-	-	-	-	-	-	-	-	-
Absentee	-	-	-	-	-	-	-	-	-
22. ROSEDALE #1A									
Normal	-	-	-	-	-	-	-	-	-
Absentee	-	-	-	-	-	-	-	-	-
23. GARDEN GROVE									
Normal	-	-	-	-	-	-	-	-	-
Absentee	-	-	-	-	-	-	-	-	-
24. NORTHVIEW #1									
Normal	-	-	-	-	-	-	-	-	-
Absentee	-	-	-	-	-	-	-	-	-
26. SPARTA									
Normal	492	67	65	97.01%	2	2.99%	80	42	52.50%
Absentee	492	0	0	-	0	-	0	38	47.50%
27. UNION CHAPEL #2									
Normal	-	-	-	-	-	-	-	-	-
Absentee	-	-	-	-	-	-	-	-	-
28. ROSEDALE #2									
Normal	-	-	-	-	-	-	-	-	-
Absentee	-	-	-	-	-	-	-	-	-
29. NORTHVIEW #2									
Normal	-	-	-	-	-	-	-	-	-
Absentee	-	-	-	-	-	-	-	-	-
30. ROSEDALE 1B									
Normal	-	-	-	-	-	-	-	-	-
Absentee	-	-	-	-	-	-	-	-	-
31. RIVERSIDE #2									
Normal	-	-	-	-	-	-	-	-	-
Absentee	-	-	-	-	-	-	-	-	-
32. CASSIDY #2									
Normal	-	-	-	-	-	-	-	-	-
Absentee	-	-	-	-	-	-	-	-	-

Carla Smith

Statement of Votes Cast
GENERAL MUNICIPAL ELECTION
CHRISTIAN COUNTY, MISSOURI
TUESDAY, APRIL 3, 2018
April 3, 2018 General Municipal Election
OFFICIAL RETURNS

	SPARTA ALDERMAN, WARD 1				SPARTA ALDERMAN, WARD 2				
	Reg. Voters	Total Votes	VALORIE WATTS	WRITE IN	Reg. Voters	Total Votes	STEPHEN W. OTTEN	ROSALIE WATTS	WRITE IN
33. LINCOLN #2	-	-	-	-	-	-	-	-	-
Normal	-	-	-	-	-	-	-	-	-
Absentee	-	-	-	-	-	-	-	-	-
ABSENTEE	0	0	0	0	0	0	0	0	0
Normal	0	4	4	100.00%	0	3	1	33.33%	0
Absentee	0	4	4	100.00%	0	3	1	33.33%	0
Total	492	67	65	97.01%	603	80	42	52.50%	38
Normal	492	4	4	100.00%	603	3	1	33.33%	2
Absentee	492	71	69	97.16%	603	83	43	51.81%	40
Total				2.82%				48.19%	0

Leah E. ...
Don ...

Statement of Votes Cast
 GENERAL MUNICIPAL ELECTION
 CHRISTIAN COUNTY, MISSOURI
 TUESDAY, APRIL 3, 2018
 April 3, 2018 General Municipal Election
 OFFICIAL RETURNS

Date: 4/6/2018
 Time: 2:48:19 PM

REPUBLIC MAYOR

REPUBLIC COUNCIL MEMBER, WARD 4

Jurisdiction Wide	REPUBLIC MAYOR		REPUBLIC COUNCIL MEMBER, WARD 4	
	Reg. Voters	Total Votes	Reg. Voters	Total Votes
E. BENTON / 3. BRUNER				
Normal				
Absentee				
2. WEST BENTON / 14. LINDEN				
Normal				
Absentee				
4. CHADWICK / 16. S. LINN / 11. GARRISON / 25. SENECA				
Normal				
Absentee				
5. RIVERSIDE #1				
Absentee				
Normal				
Absentee				
6. CASSIDY #1				
Normal				
Absentee				
7. W. FINLEY				
Normal				
Absentee				
8. EAST FINLEY				
Normal				
Absentee				
9. NORTH GALLOWAY				
Normal				
Absentee				
10. SOUTH GALLOWAY				
Normal				
Absentee				
12. LEADHILL / OLDFIELD				
Normal				
Absentee				
13. LINCOLN #1				
Normal				
Absentee				
15 NORTH LINN				
Normal				
Absentee				

Paula Bount
John Boney

Statement of Votes Cast
 GENERAL MUNICIPAL ELECTION
 CHRISTIAN COUNTY, MISSOURI
 TUESDAY, APRIL 3, 2018
 April 3, 2018 General Municipal Election
 OFFICIAL RETURNS

Date: 4/6/2018
 Time: 2:48:19 PM

REPUBLIC MAYOR

REPUBLIC COUNCIL MEMBER, WARD 4

	Reg. Voters		Total Votes		JEFF USSERY		WRITE IN		Reg. Voters		Total Votes		CHARLIE BRASHERS		WRITE IN	
17. MCCracken	Normal	-	-	-	-	-	-	-	-	-	-	-	-	-	-	-
	Absentee	-	-	-	-	-	-	-	-	-	-	-	-	-	-	-
20. POLK	Normal	1251	2	2	100.00%	0	0	-	1251	2	2	100.00%	0	0	-	
	Absentee	1251	0	0	-	-	0	-	1251	0	0	-	-	0	-	
21. UNION CHAPEL 1	Normal	-	-	-	-	-	-	-	-	-	-	-	-	-	-	
	Absentee	-	-	-	-	-	-	-	-	-	-	-	-	-	-	
22. ROSEDALE #1A	Normal	-	-	-	-	-	-	-	-	-	-	-	-	-	-	
	Absentee	-	-	-	-	-	-	-	-	-	-	-	-	-	-	
23. GARDEN GROVE	Normal	-	-	-	-	-	-	-	-	-	-	-	-	-	-	
	Absentee	-	-	-	-	-	-	-	-	-	-	-	-	-	-	
24. NORTHVIEW #1	Normal	-	-	-	-	-	-	-	-	-	-	-	-	-	-	
	Absentee	-	-	-	-	-	-	-	-	-	-	-	-	-	-	
26. SPARTA	Normal	-	-	-	-	-	-	-	-	-	-	-	-	-	-	
	Absentee	-	-	-	-	-	-	-	-	-	-	-	-	-	-	
27. UNION CHAPEL #2	Normal	-	-	-	-	-	-	-	-	-	-	-	-	-	-	
	Absentee	-	-	-	-	-	-	-	-	-	-	-	-	-	-	
28. ROSEDALE #2	Normal	-	-	-	-	-	-	-	-	-	-	-	-	-	-	
	Absentee	-	-	-	-	-	-	-	-	-	-	-	-	-	-	
29. NORTHVIEW #2	Normal	-	-	-	-	-	-	-	-	-	-	-	-	-	-	
	Absentee	-	-	-	-	-	-	-	-	-	-	-	-	-	-	
30. ROSEDALE 1B	Normal	-	-	-	-	-	-	-	-	-	-	-	-	-	-	
	Absentee	-	-	-	-	-	-	-	-	-	-	-	-	-	-	
31. RIVERSIDE #2	Normal	-	-	-	-	-	-	-	-	-	-	-	-	-	-	
	Absentee	-	-	-	-	-	-	-	-	-	-	-	-	-	-	
32. CASSIDY #2	Normal	-	-	-	-	-	-	-	-	-	-	-	-	-	-	
	Absentee	-	-	-	-	-	-	-	-	-	-	-	-	-	-	

Paula Bunch
Miss Dumas

Statement of Votes Cast
 GENERAL MUNICIPAL ELECTION
 CHRISTIAN COUNTY, MISSOURI
 TUESDAY, APRIL 3, 2018
 April 3, 2018 General Municipal Election
 OFFICIAL RETURNS

Date: 4/6/2018
 Time: 2:48:19 PM

REPUBLIC MAYOR

REPUBLIC COUNCIL MEMBER, WARD 4

33. LINCOLN #2	Reg. Voters	Total Votes	JEFF USSERY		WRITE IN		Reg. Voters	Total Votes	CHARLIE BRASHERS		WRITE IN	
			Votes	%	Votes	%			Votes	%	Votes	%
Normal	-	-	-	-	-	-	-	-	-	-	-	-
Absentee	-	-	-	-	-	-	-	-	-	-	-	-
ABSENTEE												
Normal	0	0	0	-	0	-	0	0	0	-	0	-
Absentee	0	0	0	-	0	-	0	0	0	-	0	-
Total												
Normal	1251	2	2	100.00%	0	-	1251	2	2	100.00%	0	-
Absentee	1251	0	0	-	0	-	1251	0	0	-	0	-
Total												
	1251	2	2	100.00%	0	-	1251	2	2	100.00%	0	-

Paul Counts *JEFF USSERY*
John Linn *CHARLIE BRASHERS*

Statement of Votes Cast
 GENERAL MUNICIPAL ELECTION
 CHRISTIAN COUNTY, MISSOURI
 TUESDAY, APRIL 3, 2018
 April 3, 2018 General Municipal Election
 OFFICIAL RETURNS

Date: 4/6/2018
 Time: 2:48:19 PM

BILLINGS MAYOR

BILLINGS BOARD MEMBER, WARD 1

Jurisdiction Wide	Reg. Voters		Total Votes		DAVID L. RAUCH		WRITE IN		Reg. Voters		Total Votes		HOLLY FENDER		WRITE IN	
	Reg. Voters	Total Votes	DAVID L. RAUCH	WRITE IN	Reg. Voters	Total Votes	HOLLY FENDER	WRITE IN	Reg. Voters	Total Votes	HOLLY FENDER	WRITE IN				
E. BENTON / 3. BRUNER Normal	-	-	-	-	-	-	-	-	-	-	-	-	-	-	-	-
Absentee	-	-	-	-	-	-	-	-	-	-	-	-	-	-	-	-
2. WEST BENTON / 14. LINDEN Normal	-	-	-	-	-	-	-	-	-	-	-	-	-	-	-	-
Absentee	-	-	-	-	-	-	-	-	-	-	-	-	-	-	-	-
4. CHADWICK/ 16.S. LINN/ 11. GARRISON/ 25. SENECA Normal	-	-	-	-	-	-	-	-	-	-	-	-	-	-	-	-
Absentee	-	-	-	-	-	-	-	-	-	-	-	-	-	-	-	-
5. RIVERSIDE #1 Normal	-	-	-	-	-	-	-	-	-	-	-	-	-	-	-	-
Absentee	-	-	-	-	-	-	-	-	-	-	-	-	-	-	-	-
6. CASSIDY #1 Normal	-	-	-	-	-	-	-	-	-	-	-	-	-	-	-	-
Absentee	-	-	-	-	-	-	-	-	-	-	-	-	-	-	-	-
7. W. FINLEY Normal	-	-	-	-	-	-	-	-	-	-	-	-	-	-	-	-
Absentee	-	-	-	-	-	-	-	-	-	-	-	-	-	-	-	-
8. EAST FINLEY Normal	-	-	-	-	-	-	-	-	-	-	-	-	-	-	-	-
Absentee	-	-	-	-	-	-	-	-	-	-	-	-	-	-	-	-
9. NORTH GALLOWAY Normal	-	-	-	-	-	-	-	-	-	-	-	-	-	-	-	-
Absentee	-	-	-	-	-	-	-	-	-	-	-	-	-	-	-	-
10. SOUTH GALLOWAY Normal	-	-	-	-	-	-	-	-	-	-	-	-	-	-	-	-
Absentee	-	-	-	-	-	-	-	-	-	-	-	-	-	-	-	-
12. LEADHILL / OLDFIELD Normal	-	-	-	-	-	-	-	-	-	-	-	-	-	-	-	-
Absentee	-	-	-	-	-	-	-	-	-	-	-	-	-	-	-	-
13. LINCOLN #1 Normal	-	-	-	-	-	-	-	-	-	-	-	-	-	-	-	-
Absentee	-	-	-	-	-	-	-	-	-	-	-	-	-	-	-	-
15 NORTH LINN Normal	-	-	-	-	-	-	-	-	-	-	-	-	-	-	-	-
Absentee	-	-	-	-	-	-	-	-	-	-	-	-	-	-	-	-

Paula Brown
Tom Brown
[Signature]
[Signature]

Statement of Votes Cast
 GENERAL MUNICIPAL ELECTION
 CHRISTIAN COUNTY, MISSOURI
 TUESDAY, APRIL 3, 2018
 April 3, 2018 General Municipal Election
 OFFICIAL RETURNS

Date: 4/6/2018
 Time: 2:48:19 PM

BILLINGS MAYOR

BILLINGS BOARD MEMBER, WARD 1

	Reg. Voters		Total Votes		DAVID L. RAUCH		WRITE IN		Reg. Voters		Total Votes		HOLLY FENDER		WRITE IN	
17. MCCracken	Normal	-	-	-	-	-	-	-	-	-	-	-	-	-	-	-
	Absentee	-	-	-	-	-	-	-	-	-	-	-	-	-	-	-
20. POLK	Normal	481	121	118	95.87%	5	4.13%	-	9	29	29	100.00%	0	-	-	
	Absentee	481	0	0	-	0	-	-	9	0	0	-	0	-	-	
21. UNION CHAPEL 1	Normal	-	-	-	-	-	-	-	-	-	-	-	-	-	-	
	Absentee	-	-	-	-	-	-	-	-	-	-	-	-	-	-	
22. ROSEDALE #1A	Normal	-	-	-	-	-	-	-	-	-	-	-	-	-	-	
	Absentee	-	-	-	-	-	-	-	-	-	-	-	-	-	-	
23. GARDEN GROVE	Normal	-	-	-	-	-	-	-	-	-	-	-	-	-	-	
	Absentee	-	-	-	-	-	-	-	-	-	-	-	-	-	-	
24. NORTHVIEW #1	Normal	-	-	-	-	-	-	-	-	-	-	-	-	-	-	
	Absentee	-	-	-	-	-	-	-	-	-	-	-	-	-	-	
26. SPARTA	Normal	-	-	-	-	-	-	-	-	-	-	-	-	-	-	
	Absentee	-	-	-	-	-	-	-	-	-	-	-	-	-	-	
27. UNION CHAPEL #2	Normal	-	-	-	-	-	-	-	-	-	-	-	-	-	-	
	Absentee	-	-	-	-	-	-	-	-	-	-	-	-	-	-	
28. ROSEDALE #2	Normal	-	-	-	-	-	-	-	-	-	-	-	-	-	-	
	Absentee	-	-	-	-	-	-	-	-	-	-	-	-	-	-	
29. NORTHVIEW #2	Normal	-	-	-	-	-	-	-	-	-	-	-	-	-	-	
	Absentee	-	-	-	-	-	-	-	-	-	-	-	-	-	-	
30. ROSEDALE 1B	Normal	-	-	-	-	-	-	-	-	-	-	-	-	-	-	
	Absentee	-	-	-	-	-	-	-	-	-	-	-	-	-	-	
31. RIVERSIDE #2	Normal	-	-	-	-	-	-	-	-	-	-	-	-	-	-	
	Absentee	-	-	-	-	-	-	-	-	-	-	-	-	-	-	
32. CASSIDY #2	Normal	-	-	-	-	-	-	-	-	-	-	-	-	-	-	
	Absentee	-	-	-	-	-	-	-	-	-	-	-	-	-	-	

Paul Smith
for Mayor

Statement of Votes Cast
 GENERAL MUNICIPAL ELECTION
 CHRISTIAN COUNTY, MISSOURI
 TUESDAY, APRIL 3, 2018
 April 3, 2018 General Municipal Election
 OFFICIAL RETURNS

Date: 4/6/2018
 Time: 2:48:19 PM

BILLINGS MAYOR

BILLINGS BOARD MEMBER, WARD 1

33. LINCOLN #2	Reg. Voters		DAVID L. RAUCH		WRITE IN		Reg. Voters		HOLLY FENDER		WRITE IN	
	Total	Votes	Total	Votes	Total	Votes	Total	Votes	Total	Votes	Total	Votes
Normal	-	-	-	-	-	-	-	-	-	-	-	-
Absentee	-	-	-	-	-	-	-	-	-	-	-	-
ABSENTEE												
Normal	0	0	0	0	0	0	0	0	0	0	0	0
Absentee	0	7	7	100.00%	0	0	0	2	2	100.00%	0	0
Total												
Normal	481	121	116	95.87%	5	4.13%	9	29	29	100.00%	0	0
Absentee	481	7	7	100.00%	0	-	9	2	2	100.00%	0	0
Total												
	481	128	123	96.09%	5	3.91%	9	31	31	100.00%	0	0

Carol Gunn
Joe Kump

Statement of Votes Cast
 GENERAL MUNICIPAL ELECTION
 CHRISTIAN COUNTY, MISSOURI
 TUESDAY, APRIL 3, 2018
 April 3, 2018 General Municipal Election
 OFFICIAL RETURNS

Date: 4/6/2018
 Time: 2:48:19 PM

BILLINGS BOARD MEMBER, WARD 2

BILLINGS BOARD MEMBER, WARD 3

Jurisdiction Wide	WARD 2			WARD 3			
	Reg. Voters	Total Votes	MICKEY BROWN	Reg. Voters	Total Votes	JESSIE COKER	WRITE IN
E. BENTON / 3. BRUNIER Normal	-	-	-	-	-	-	-
Absentee	-	-	-	-	-	-	-
2. WEST BENTON / 14. LINDEN Normal	-	-	-	-	-	-	-
Absentee	-	-	-	-	-	-	-
4. CHADWICK / 16. S. LINN / 11. GARRISON / 25. SENECA Normal	-	-	-	-	-	-	-
Absentee	-	-	-	-	-	-	-
5. RIVERSIDE #1 Normal	-	-	-	-	-	-	-
Absentee	-	-	-	-	-	-	-
6. CASSIDY #1 Normal	-	-	-	-	-	-	-
Absentee	-	-	-	-	-	-	-
7. W. FINLEY Normal	-	-	-	-	-	-	-
Absentee	-	-	-	-	-	-	-
8. EAST FINLEY Normal	-	-	-	-	-	-	-
Absentee	-	-	-	-	-	-	-
9. NORTH GALLOWAY Normal	-	-	-	-	-	-	-
Absentee	-	-	-	-	-	-	-
10. SOUTH GALLOWAY Normal	-	-	-	-	-	-	-
Absentee	-	-	-	-	-	-	-
12. LEADHILL / OLDFIELD Normal	-	-	-	-	-	-	-
Absentee	-	-	-	-	-	-	-
13. LINCOLN #1 Normal	-	-	-	-	-	-	-
Absentee	-	-	-	-	-	-	-
15 NORTH LINN Normal	-	-	-	-	-	-	-
Absentee	-	-	-	-	-	-	-

Earle Evers
Don Wynn

Statement of Votes Cast
 GENERAL MUNICIPAL ELECTION
 CHRISTIAN COUNTY, MISSOURI
 TUESDAY, APRIL 3, 2018
 April 3, 2018 General Municipal Election
 OFFICIAL RETURNS

Date: 4/6/2018
 Time: 2:48:19 PM

BILLINGS BOARD MEMBER, WARD 2

BILLINGS BOARD MEMBER, WARD 3

	Reg. Voters		Total Votes		MICKY BROWN	WRITE IN	Reg. Voters		Total Votes		JESSIE COKER	WRITE IN	
17. McCRACKEN													
Normal	-	-	-	-	-	-	-	-	-	-	-	-	
Absentee	-	-	-	-	-	-	-	-	-	-	-	-	
20. POLK													
Normal	241	32	31	96.88%	-	1	3.12%	231	52	43	82.69%	9	17.31%
Absentee	241	0	0	-	0	0	-	231	0	0	-	0	-
21 UNION CHAPEL 1													
Normal	-	-	-	-	-	-	-	-	-	-	-	-	
Absentee	-	-	-	-	-	-	-	-	-	-	-	-	
22. ROSEDALE #1A													
Normal	-	-	-	-	-	-	-	-	-	-	-	-	
Absentee	-	-	-	-	-	-	-	-	-	-	-	-	
23. GARDEN GROVE													
Normal	-	-	-	-	-	-	-	-	-	-	-	-	
Absentee	-	-	-	-	-	-	-	-	-	-	-	-	
24. NORTHVIEW #1													
Normal	-	-	-	-	-	-	-	-	-	-	-	-	
Absentee	-	-	-	-	-	-	-	-	-	-	-	-	
26. SPARTA													
Normal	-	-	-	-	-	-	-	-	-	-	-	-	
Absentee	-	-	-	-	-	-	-	-	-	-	-	-	
27. UNION CHAPEL #2													
Normal	-	-	-	-	-	-	-	-	-	-	-	-	
Absentee	-	-	-	-	-	-	-	-	-	-	-	-	
28. ROSEDALE #2													
Normal	-	-	-	-	-	-	-	-	-	-	-	-	
Absentee	-	-	-	-	-	-	-	-	-	-	-	-	
29. NORTHVIEW #2													
Normal	-	-	-	-	-	-	-	-	-	-	-	-	
Absentee	-	-	-	-	-	-	-	-	-	-	-	-	
30. ROSEDALE 1B													
Normal	-	-	-	-	-	-	-	-	-	-	-	-	
Absentee	-	-	-	-	-	-	-	-	-	-	-	-	
31. RIVERSIDE #2													
Normal	-	-	-	-	-	-	-	-	-	-	-	-	
Absentee	-	-	-	-	-	-	-	-	-	-	-	-	
32. CASSIDY #2													
Normal	-	-	-	-	-	-	-	-	-	-	-	-	
Absentee	-	-	-	-	-	-	-	-	-	-	-	-	

Carol Green
Billings Board Member
April 3, 2018

Statement of Votes Cast
 GENERAL MUNICIPAL ELECTION
 CHRISTIAN COUNTY, MISSOURI
 TUESDAY, APRIL 3, 2018
 April 3, 2018 General Municipal Election
 OFFICIAL RETURNS

Date: 4/6/2018
 Time: 2:48:19 PM

BILLINGS BOARD MEMBER, WARD 2

BILLINGS BOARD MEMBER, WARD 3

33. LINCOLN #2	WARD 2				WARD 3			
	Reg. Voters	Total Votes	MICKEY BROWN	WRITE IN	Reg. Voters	Total Votes	JESSIE COKER	WRITE IN
Normal	-	-	-	-	-	-	-	-
Absentee	-	-	-	-	-	-	-	-
ABSENTEE								
Normal	0	0	0	0	0	0	0	0
Absentee	0	2	2	0	0	3	3	0
Total								
Normal	241	32	31	1	231	52	43	9
Absentee	241	2	2	0	231	3	3	0
Total								
	241	34	33	1	231	55	46	9
				2.94%			83.64%	16.36%

Carla Smith
Don Amery

Date: 4/6/2018
Time: 2:48:19 PM

Statement of Votes Cast
GENERAL MUNICIPAL ELECTION
CHRISTIAN COUNTY, MISSOURI
TUESDAY, APRIL 3, 2018
April 3, 2018 General Municipal Election
OFFICIAL RETURNS

FREMONT HILLS MAYOR

FREMONT HILLS ALDERMAN, WARD 1

Jurisdiction Wide	FREMONT HILLS MAYOR				FREMONT HILLS ALDERMAN, WARD 1			
	Reg. Voters	Total Votes	LUKE DAVIS	WRITE IN	Reg. Voters	Total Votes	ANN LITTELL MILLS	WRITE IN
E. BENTON / 3. BRUNER Normal	-	-	-	-	-	-	-	-
Absentee	-	-	-	-	-	-	-	-
2. WEST BENTON / 14. LINDEN Normal	-	-	-	-	-	-	-	-
Absentee	-	-	-	-	-	-	-	-
4. CHADWICK/ 16. S. LINN/ 11. GARRISON/ 25. SENECA Normal	-	-	-	-	-	-	-	-
Absentee	-	-	-	-	-	-	-	-
5. RIVERSIDE #1 Normal	-	-	-	-	-	-	-	-
Absentee	-	-	-	-	-	-	-	-
6. CASSIDY #1 Normal	-	-	-	-	-	-	-	-
Absentee	-	-	-	-	-	-	-	-
7. W. FINLEY Normal	-	-	-	-	-	-	-	-
Absentee	-	-	-	-	-	-	-	-
8. EAST FINLEY Normal	-	-	-	-	-	-	-	-
Absentee	-	-	-	-	-	-	-	-
9. NORTH GALLOWAY Normal	-	-	-	-	-	-	-	-
Absentee	-	-	-	-	-	-	-	-
10. SOUTH GALLOWAY Normal	-	-	-	-	-	-	-	-
Absentee	-	-	-	-	-	-	-	-
12. LEADHILL / OLDFIELD Normal	-	-	-	-	-	-	-	-
Absentee	-	-	-	-	-	-	-	-
13. LINCOLN #1 Normal	-	-	-	-	-	-	-	-
Absentee	-	-	-	-	-	-	-	-
15 NORTH LINN Normal	-	-	-	-	-	-	-	-
Absentee	-	-	-	-	-	-	-	-

Paula Evans
Chris Runyan

Statement of Votes Cast
 GENERAL MUNICIPAL ELECTION
 CHRISTIAN COUNTY, MISSOURI
 TUESDAY, APRIL 3, 2018
 April 3, 2018 General Municipal Election
 OFFICIAL RETURNS

Date: 4/6/2018
 Time: 2:48:19 PM

FREMONT HILLS MAYOR

FREMONT HILLS ALDERMAN, WARD 1

	FREMONT HILLS MAYOR		FREMONT HILLS ALDERMAN, WARD 1	
	Reg. Voters	Total Votes	Reg. Voters	Total Votes
17. McCRACKEN				
Normal	-	-	-	-
Absentee	-	-	-	-
20. POLK				
Normal	-	-	-	-
Absentee	-	-	-	-
21 UNION CHAPEL 1				
Normal	-	-	-	-
Absentee	-	-	-	-
22. ROSEDALE #1A				
Normal	-	-	-	-
Absentee	-	-	-	-
23. GARDEN GROVE				
Normal	-	-	-	-
Absentee	-	-	-	-
24. NORTHVIEW #1				
Normal	-	-	-	-
Absentee	-	-	-	-
26. SPARTA				
Normal	-	-	-	-
Absentee	-	-	-	-
27. UNION CHAPEL #2				
Normal	-	-	-	-
Absentee	-	-	-	-
28. ROSEDALE #2				
Normal	-	-	-	-
Absentee	-	-	-	-
29. NORTHVIEW #2				
Normal	-	-	-	-
Absentee	-	-	-	-
30. ROSEDALE 1B				
Normal	-	-	-	-
Absentee	-	-	-	-
31. RIVERSIDE #2				
Normal	-	-	-	-
Absentee	-	-	-	-
32. CASSIDY #2				
Normal	743	152	234	37
Absentee	743	0	234	0

Paul Davis

Ann Littell

Steve Kerner

743 152 145 95.39% 7 4.61% 234 37 35 94.59% 2 5.41%

Statement of Votes Cast
 GENERAL MUNICIPAL ELECTION
 CHRISTIAN COUNTY, MISSOURI
 TUESDAY, APRIL 3, 2018
 April 3, 2018 General Municipal Election
 OFFICIAL RETURNS

Date: 4/6/2018
 Time: 2:48:19 PM

FREMONT HILLS MAYOR

FREMONT HILLS ALDERMAN, WARD 1

33. LINCOLN #2	Reg. Voters	Total Votes	LUKE DAVIS		WRITE IN		Reg. Voters	Total Votes	ANN LITTELL MILLS		WRITE IN	
Normal	-	-	-	-	-	-	-	-	-	-	-	-
Absentee	-	-	-	-	-	-	-	-	-	-	-	-
ABSENTEE	0	0	0	100.00%	0	-	0	0	0	-	0	-
Normal	0	6	6	100.00%	0	-	0	0	0	-	0	-
Absentee	0	6	6	100.00%	0	-	0	0	0	-	0	-
Total	743	152	145	95.39%	7	4.61%	234	37	35	94.59%	2	5.41%
Normal	743	6	6	100.00%	0	-	234	0	0	-	0	-
Absentee	743	158	151	95.57%	7	4.43%	234	37	35	94.59%	2	5.41%
Total	743	158	151	95.57%	7	4.43%	234	37	35	94.59%	2	5.41%

Carle Cecil *Stacy* *Ann Littell* *Steve Knapp*

Statement of Votes Cast
 GENERAL MUNICIPAL ELECTION
 CHRISTIAN COUNTY, MISSOURI
 TUESDAY, APRIL 3, 2018
 April 3, 2018 General Municipal Election
 OFFICIAL RETURNS

Date: 4/6/2018
 Time: 2:48:19 PM

FREMONT HILLS ALDERMAN, WARD 2

FREMONT HILLS ALDERMAN, WARD 3

Jurisdiction Wide	Reg. Voters	Total Votes	FREMONT HILLS ALDERMAN, WARD 2		FREMONT HILLS ALDERMAN, WARD 3				
			LARRY DARROW	BEN YORK	WRITE IN	Reg. Voters	Total Votes	ALISA J. LOWRY	WRITE IN
E. BENTON / 3. BRUNER Normal	-	-	-	-	-	-	-	-	-
Absentee	-	-	-	-	-	-	-	-	-
2. WEST BENTON / 14. LINDEN Normal	-	-	-	-	-	-	-	-	-
Absentee	-	-	-	-	-	-	-	-	-
4. CHADWICK/ 16. S. LINN/ 11. GARRISON/ 25. SENECA Normal	-	-	-	-	-	-	-	-	-
Absentee	-	-	-	-	-	-	-	-	-
5. RIVERSIDE #1 Normal	-	-	-	-	-	-	-	-	-
Absentee	-	-	-	-	-	-	-	-	-
6. CASSIDY #1 Normal	-	-	-	-	-	-	-	-	-
Absentee	-	-	-	-	-	-	-	-	-
7. W. FINLEY Normal	-	-	-	-	-	-	-	-	-
Absentee	-	-	-	-	-	-	-	-	-
8. EAST FINLEY Normal	-	-	-	-	-	-	-	-	-
Absentee	-	-	-	-	-	-	-	-	-
9. NORTH GALLOWAY Normal	-	-	-	-	-	-	-	-	-
Absentee	-	-	-	-	-	-	-	-	-
10. SOUTH GALLOWAY Normal	-	-	-	-	-	-	-	-	-
Absentee	-	-	-	-	-	-	-	-	-
12. LEADHILL / OLDFIELD Normal	-	-	-	-	-	-	-	-	-
Absentee	-	-	-	-	-	-	-	-	-
13. LINCOLN #1 Normal	-	-	-	-	-	-	-	-	-
Absentee	-	-	-	-	-	-	-	-	-
15 NORTH LINN Normal	-	-	-	-	-	-	-	-	-
Absentee	-	-	-	-	-	-	-	-	-

Paula Brunk
Paula Brunk

Statement of Votes Cast
 GENERAL MUNICIPAL ELECTION
 CHRISTIAN COUNTY, MISSOURI
 TUESDAY, APRIL 3, 2018
 April 3, 2018 General Municipal Election
 OFFICIAL RETURNS

Date: 4/6/2018
 Time: 2:48:19 PM

FREMONT HILLS ALDERMAN, WARD 2

FREMONT HILLS ALDERMAN, WARD 3

	Reg. Voters		Total Votes		LARRY DARROW		BEN YORK		WRITE IN		Reg. Voters		Total Votes		ALISA J. LOWRY		WRITE IN		
17. McCRACKEN	Normal	-	-	-	-	-	-	-	-	-	-	-	-	-	-	-	-	-	-
	Absentee	-	-	-	-	-	-	-	-	-	-	-	-	-	-	-	-	-	-
20. POLK	Normal	-	-	-	-	-	-	-	-	-	-	-	-	-	-	-	-	-	-
	Absentee	-	-	-	-	-	-	-	-	-	-	-	-	-	-	-	-	-	-
21 UNION CHAPEL 1	Normal	-	-	-	-	-	-	-	-	-	-	-	-	-	-	-	-	-	-
	Absentee	-	-	-	-	-	-	-	-	-	-	-	-	-	-	-	-	-	-
22. ROSEDALE #1A	Normal	-	-	-	-	-	-	-	-	-	-	-	-	-	-	-	-	-	-
	Absentee	-	-	-	-	-	-	-	-	-	-	-	-	-	-	-	-	-	-
23. GARDEN GROVE	Normal	-	-	-	-	-	-	-	-	-	-	-	-	-	-	-	-	-	-
	Absentee	-	-	-	-	-	-	-	-	-	-	-	-	-	-	-	-	-	-
24. NORTHVIEW #1	Normal	-	-	-	-	-	-	-	-	-	-	-	-	-	-	-	-	-	-
	Absentee	-	-	-	-	-	-	-	-	-	-	-	-	-	-	-	-	-	-
26. SPARTA	Normal	-	-	-	-	-	-	-	-	-	-	-	-	-	-	-	-	-	-
	Absentee	-	-	-	-	-	-	-	-	-	-	-	-	-	-	-	-	-	-
27. UNION CHAPEL #2	Normal	-	-	-	-	-	-	-	-	-	-	-	-	-	-	-	-	-	-
	Absentee	-	-	-	-	-	-	-	-	-	-	-	-	-	-	-	-	-	-
28. ROSEDALE #2	Normal	-	-	-	-	-	-	-	-	-	-	-	-	-	-	-	-	-	-
	Absentee	-	-	-	-	-	-	-	-	-	-	-	-	-	-	-	-	-	-
29. NORTHVIEW #2	Normal	-	-	-	-	-	-	-	-	-	-	-	-	-	-	-	-	-	-
	Absentee	-	-	-	-	-	-	-	-	-	-	-	-	-	-	-	-	-	-
30. ROSEDALE 1B	Normal	-	-	-	-	-	-	-	-	-	-	-	-	-	-	-	-	-	-
	Absentee	-	-	-	-	-	-	-	-	-	-	-	-	-	-	-	-	-	-
31. RIVERSIDE #2	Normal	-	-	-	-	-	-	-	-	-	-	-	-	-	-	-	-	-	-
	Absentee	-	-	-	-	-	-	-	-	-	-	-	-	-	-	-	-	-	-
32. CASSIDY #2	Normal	340	105	38	36.19%	67	63.81%	0	0	-	169	28	25	89.29%	-	3	10.71%	-	
	Absentee	340	0	0	-	0	-	0	0	-	169	0	0	-	0	0	-	-	

Paula Ellis
Steve Ellis
Don Lowry

Statement of Votes Cast
 GENERAL MUNICIPAL ELECTION
 CHRISTIAN COUNTY, MISSOURI
 TUESDAY, APRIL 3, 2018
 April 3, 2018 General Municipal Election
 OFFICIAL RETURNS

Date: 4/6/2018
 Time: 2:48:19 PM

FREMONT HILLS ALDERMAN, WARD 2

FREMONT HILLS ALDERMAN, WARD 3

33. LINCOLN #2	Reg. Voters	Total Votes	LARRY DARROW		BEN YORK		WRITE IN	Reg. Voters	Total Votes	ALISA J. LOWRY		WRITE IN	
			Votes	Percentage	Votes	Percentage				Votes	Percentage		
Normal	-	-	-	-	-	-	-	-	-	-	-	-	
Absentee	-	-	-	-	-	-	-	-	-	-	-	-	
ABSENTEE	0	0	0	40.00%	0	60.00%	0	0	0	0	0	0	
Normal	0	5	2	40.00%	3	60.00%	0	0	0	0	0	0	
Absentee	0	5	2	40.00%	3	60.00%	0	0	0	0	0	0	
Total	340	105	38	36.19%	67	63.81%	0	169	28	25	89.29%	3	10.71%
Normal	340	5	2	40.00%	3	60.00%	0	169	0	0	-	0	-
Absentee	340	5	2	40.00%	3	60.00%	0	169	0	0	-	0	-
Total	340	110	40	36.36%	70	63.64%	0	169	28	25	89.29%	3	10.71%

Paul Council   

Statement of Votes Cast
 GENERAL MUNICIPAL ELECTION
 CHRISTIAN COUNTY, MISSOURI
 TUESDAY, APRIL 3, 2018
 April 3, 2018 General Municipal Election
 OFFICIAL RETURNS

Date: 4/6/2018
 Time: 2:48:19 PM

VILLAGE OF SADDLEBROOKE BOARD MEMBER

NIXA COUNCIL MEMBER, DISTRICT 1

Jurisdiction Wide	Reg. Voters	Total Votes	VILLAGE OF SADDLEBROOKE BOARD MEMBER			NIXA COUNCIL MEMBER, DISTRICT 1		
			PAUL J. DOUNTAS JR.	GARY FRANKLIN	WRITE IN	SCOTT PERRYMAN	WRITE IN	
E. BENTON / 3. BRUNER Normal	-	-	-	-	-	-	-	-
Absentee	-	-	-	-	-	-	-	-
2. WEST BENTON / 14. LINDEN Normal	-	-	-	-	-	-	-	-
Absentee	-	-	-	-	-	-	-	-
4. CHADWICK / 16. S. LINN / 11. GARRISON / 25. SENECA Normal	-	-	-	-	-	-	-	-
Absentee	-	-	-	-	-	-	-	-
5. RIVERSIDE #1 Normal	-	-	-	-	-	-	-	-
Absentee	-	-	-	-	-	-	-	-
6. CASSIDY #1 Normal	-	-	-	-	-	-	-	-
Absentee	-	-	-	-	-	-	-	-
7. W. FINLEY Normal	-	-	-	-	-	-	-	-
Absentee	-	-	-	-	-	-	-	-
8. EAST FINLEY Normal	-	-	-	-	-	-	-	-
Absentee	-	-	-	-	-	-	-	-
9. NORTH GALLOWAY Normal	-	-	-	-	-	-	-	-
Absentee	-	-	-	-	-	-	-	-
10. SOUTH GALLOWAY Normal	182	46	21	45.65%	23	50.00%	2	4.35%
Absentee	182	0	0	-	0	-	0	-
12. LEADHILL / OLDFIELD Normal	-	-	-	-	-	-	-	-
Absentee	-	-	-	-	-	-	-	-
13. LINCOLN #1 Normal	-	-	-	-	-	-	-	-
Absentee	-	-	-	-	-	-	-	-
15 NORTH LINN Normal	-	-	-	-	-	-	-	-
Absentee	-	-	-	-	-	-	-	-

Paul Beck

[Signature]

[Signature]

[Signature]

Statement of Votes Cast
 GENERAL MUNICIPAL ELECTION
 CHRISTIAN COUNTY, MISSOURI
 TUESDAY, APRIL 3, 2018
 April 3, 2018 General Municipal Election
 OFFICIAL RETURNS

Date: 4/6/2018
 Time: 2:48:19 PM

VILLAGE OF SADDLEBROOKE BOARD MEMBER

NIXA COUNCIL MEMBER, DISTRICT 1

	VILLAGE OF SADDLEBROOKE BOARD MEMBER				NIXA COUNCIL MEMBER, DISTRICT 1				
	Reg. Voters	Total Votes	PAUL J DOUNTAS JR.	GARY FRANKLIN	WRITE IN	Reg. Voters	Total Votes	SCOTT PERRYMAN	WRITE IN
17. McCRACKEN Normal	-	-	-	-	-	-	-	-	-
Absentee	-	-	-	-	-	-	-	-	-
20. POLK Normal	-	-	-	-	-	-	-	-	-
Absentee	-	-	-	-	-	-	-	-	-
21 UNION CHAPEL 1 Normal	-	-	-	-	-	2307	206	205	1
Absentee	-	-	-	-	-	2307	0	0	0
22. ROSEDALE #1A Normal	-	-	-	-	-	-	-	-	-
Absentee	-	-	-	-	-	-	-	-	-
23. GARDEN GROVE Normal	-	-	-	-	-	-	-	-	-
Absentee	-	-	-	-	-	-	-	-	-
24. NORTHVIEW #1 Normal	-	-	-	-	-	2994	251	242	9
Absentee	-	-	-	-	-	2994	0	0	0
26. SPARTA Normal	-	-	-	-	-	-	-	-	-
Absentee	-	-	-	-	-	-	-	-	-
27. UNION CHAPEL #2 Normal	-	-	-	-	-	-	-	-	-
Absentee	-	-	-	-	-	-	-	-	-
28. ROSEDALE #2 Normal	-	-	-	-	-	-	-	-	-
Absentee	-	-	-	-	-	-	-	-	-
29. NORTHVIEW #2 Normal	-	-	-	-	-	-	-	-	-
Absentee	-	-	-	-	-	-	-	-	-
30. ROSEDALE 1B Normal	-	-	-	-	-	-	-	-	-
Absentee	-	-	-	-	-	-	-	-	-
31. RIVERSIDE #2 Normal	-	-	-	-	-	-	-	-	-
Absentee	-	-	-	-	-	-	-	-	-
32. CASSIDY #2 Normal	-	-	-	-	-	-	-	-	-
Absentee	-	-	-	-	-	-	-	-	-

Paula Davis
Paula Davis
Paula Davis

Statement of Votes Cast
 GENERAL MUNICIPAL ELECTION
 CHRISTIAN COUNTY, MISSOURI
 TUESDAY, APRIL 3, 2018
 April 3, 2018 General Municipal Election
 OFFICIAL RETURNS

Date: 4/6/2018
 Time: 2:48:19 PM

VILLAGE OF SADDLEBROOKE BOARD MEMBER

NIXA COUNCIL MEMBER, DISTRICT 1

	33. LINCOLN #2		VILLAGE OF SADDLEBROOKE BOARD MEMBER				NIXA COUNCIL MEMBER, DISTRICT 1			
	Reg. Voters	Total Votes	PAUL J. DOUNTAS JR.	GARY FRANKLIN	WRITE IN	Reg. Voters	Total Votes	SCOTT PERRYMAN	WRITE IN	
Normal	-	-	-	-	-	-	-	-	-	
Absentee	-	-	-	-	-	-	-	-	-	
ABSENTEE										
Normal	0	0	0	0	0	0	0	0	0	
Absentee	0	8	4	50.00%	4	50.00%	40	97.56%	1	2.44%
Total										
Normal	182	46	21	45.65%	23	50.00%	447	97.81%	10	2.19%
Absentee	182	8	4	50.00%	4	50.00%	40	97.56%	1	2.44%
Total										
	182	54	25	46.30%	27	50.00%	487	97.79%	11	2.21%

Paul Dountas Jr.

Gary Franklin

Scott Perryman

Statement of Votes Cast
 GENERAL MUNICIPAL ELECTION
 CHRISTIAN COUNTY, MISSOURI
 TUESDAY, APRIL 3, 2018
 April 3, 2018 General Municipal Election
 OFFICIAL RETURNS

Date: 4/6/2018
 Time: 2:48:19 PM

NIXA COUNCIL MEMBER, DISTRICT 2 CITY OF NIXA QUESTION

Jurisdiction Wide	Reg. Voters	Total Votes	MATTHEW BARKER	WRITE IN	Reg. Voters	Total Votes	YES		NO	
							YES	NO	YES	NO
E. BENTON / 3. BRUNER										
Normal										
Absentee										
2. WEST BENTON / 14. LINDEN										
Normal										
Absentee										
4. CHADWICK / 16. S. LINN / 11. GARRISON / 25. SENECA										
Normal										
Absentee										
5. RIVERSIDE #1										
Normal										
Absentee										
6. CASSIDY #1										
Normal										
Absentee										
7. W. FINLEY										
Normal										
Absentee										
8. EAST FINLEY										
Normal										
Absentee										
9. NORTH GALLOWAY										
Normal										
Absentee										
10. SOUTH GALLOWAY										
Normal										
Absentee										
12. LEADHILL / OLDFIELD										
Normal										
Absentee										
13. LINCOLN #1										
Normal										
Absentee										
15 NORTH LINN										
Normal										
Absentee										

Paula Evans

John W. ...

Statement of Votes Cast
 GENERAL MUNICIPAL ELECTION
 CHRISTIAN COUNTY, MISSOURI
 TUESDAY, APRIL 3, 2018
 April 3, 2018 General Municipal Election
 OFFICIAL RETURNS

Date: 4/6/2018
 Time: 2:48:19 PM

NIXA COUNCIL MEMBER, DISTRICT 2 CITY OF NIXA QUESTION

	Reg. Voters		MATTHEW BARKER		WRITE IN		Reg. Voters		YES		NO	
	Total	Votes	Total	Votes	Total	Votes	Total	Votes	Total	Votes	Total	Votes
17. MCCracken	-	-	-	-	-	-	-	-	-	-	-	-
Normal	-	-	-	-	-	-	-	-	-	-	-	-
Absentee	-	-	-	-	-	-	-	-	-	-	-	-
20. POLK	-	-	-	-	-	-	-	-	-	-	-	-
Normal	-	-	-	-	-	-	-	-	-	-	-	-
Absentee	-	-	-	-	-	-	-	-	-	-	-	-
21 UNION CHAPEL 1	342	29	28	96.55%	1	3.45%	2649	292	158	54.11%	134	45.89%
Normal	342	0	0	-	0	-	2649	0	0	-	0	-
Absentee	-	-	-	-	-	-	-	-	-	-	-	-
22. ROSEDALE #1A	-	-	-	-	-	-	2090	203	100	49.28%	103	50.74%
Normal	-	-	-	-	-	-	2090	0	0	-	0	-
Absentee	-	-	-	-	-	-	-	-	-	-	-	-
23. GARDEN GROVE	1567	111	107	96.40%	4	3.60%	1567	141	84	59.57%	57	40.43%
Normal	1567	0	0	-	0	-	1567	0	0	-	0	-
Absentee	-	-	-	-	-	-	-	-	-	-	-	-
24. NORTHVIEW #1	-	-	-	-	-	-	2994	303	160	52.81%	143	47.19%
Normal	-	-	-	-	-	-	2994	0	0	-	0	-
Absentee	-	-	-	-	-	-	-	-	-	-	-	-
26. SPARTA	-	-	-	-	-	-	-	-	-	-	-	-
Normal	-	-	-	-	-	-	-	-	-	-	-	-
Absentee	-	-	-	-	-	-	-	-	-	-	-	-
27. UNION CHAPEL #2	-	-	-	-	-	-	-	-	-	-	-	-
Normal	-	-	-	-	-	-	-	-	-	-	-	-
Absentee	-	-	-	-	-	-	-	-	-	-	-	-
28. ROSEDALE #2	-	-	-	-	-	-	-	-	-	-	-	-
Normal	-	-	-	-	-	-	-	-	-	-	-	-
Absentee	-	-	-	-	-	-	-	-	-	-	-	-
29. NORTHVIEW #2	1205	106	102	96.23%	4	3.77%	1205	148	63	42.57%	85	57.43%
Normal	1205	0	0	-	0	-	1205	0	0	-	0	-
Absentee	-	-	-	-	-	-	-	-	-	-	-	-
30. ROSEDALE 1B	413	31	30	96.77%	1	3.23%	1831	155	71	45.81%	84	54.19%
Normal	413	0	0	-	0	-	1831	0	0	-	0	-
Absentee	-	-	-	-	-	-	-	-	-	-	-	-
31. RIVERSIDE #2	-	-	-	-	-	-	-	-	-	-	-	-
Normal	-	-	-	-	-	-	-	-	-	-	-	-
Absentee	-	-	-	-	-	-	-	-	-	-	-	-
32. CASSIDY #2	-	-	-	-	-	-	-	-	-	-	-	-
Normal	-	-	-	-	-	-	-	-	-	-	-	-
Absentee	-	-	-	-	-	-	-	-	-	-	-	-

Paul County Clerk

Don Dinnel

[Signature]

Statement of Votes Cast
 GENERAL MUNICIPAL ELECTION
 CHRISTIAN COUNTY, MISSOURI
 TUESDAY, APRIL 3, 2018
 April 3, 2018 General Municipal Election
 OFFICIAL RETURNS

Date: 4/6/2018
 Time: 2:48:19 PM

NIXA COUNCIL MEMBER, DISTRICT 2 CITY OF NIXA QUESTION

33. LINCOLN #2	Reg. Voters	Total Votes	MATTHEW BARKER		WRITE IN	Reg. Voters	Total Votes	YES		NO		
			Count	Percentage				Count	Percentage	Count	Percentage	
Normal	-	-	-	-	-	-	-	-	-	-	-	
Absentee	-	-	-	-	-	-	-	-	-	-	-	
ABSENTEE	-	-	-	-	-	-	-	-	-	-	-	
Normal	0	0	0	0	0	0	0	0	0	0	0	
Absentee	0	30	30	100.00%	0	0	50	45.45%	0	54.55%	-	
Total	3527	277	267	96.39%	10	3.61%	12336	1242	636	51.21%	606	48.79%
Absentee	3527	30	30	100.00%	0	0	12336	110	50	45.45%	60	54.55%
Total	3527	307	297	96.74%	10	3.26%	12336	1352	686	50.74%	666	49.26%

Carol E. Smith
John Lemery

Precinct Summary Report
 GENERAL MUNICIPAL ELECTION
 CHRISTIAN COUNTY, MISSOURI
 TUESDAY, APRIL 3, 2018
 April 3, 2018 General Municipal Election
 ABSENTEE
 OFFICIAL RETURNS

Date: 4/6/2018
 Time: 3:15:28 PM
 Page 1/5

Registered Voters 0 - Total Ballots 423 : N/A

OTCC PROP. A		
Vote For 1		
Total Votes	349	
YES	219	62.75%
NO	130	37.25%

MARIONVILLE R-IX PROP. 2		
Vote For 1		
Total Votes	0	
YES	0	0%
NO	0	0%

OTCC PROP. B		
Vote For 1		
Total Votes	347	
YES	182	52.45%
NO	165	47.55%

AVA R-I SCHOOL BOARD MEMBERS		
Vote For 2		
Total Votes	2	
BART ELLISON	0	0%
VERNON JOHNSON	1	50.00%
DANIEL JOHNSON	1	50.00%
DEANA L. PARSICK	0	0%
WRITE IN	0	0%


CHADWICK R-I SCHOOL BOARD MEMBER		
Vote For 2		
Total Votes	15	
CHAD SALLEE	5	33.33%
ANDREW RICE	4	26.67%
COLTEN JONES	6	40.00%
WRITE IN	0	0%

SPOKANE R-VII SCHOOL BOARD MEMBERS		
Vote For 2		
Total Votes	52	
DEREK HIME	13	25.00%
CARRIE RANTZ	17	32.69%
LINDA MAE GOODALL	10	19.23%
AARON WINSLOW	12	23.08%
WRITE IN	0	0%

CHADWICK R-I QUESTION		
Vote For 1		
Total Votes	11	
YES	6	54.55%
NO	5	45.45%

REPUBLIC R-III SCHOOL BOARD MEMBERS		
Vote For 2		
Total Votes	0	
SAM HAYES	0	0%
TODD WOJCIECHOWSKI	0	0%
MARK GIMLIN	0	0%
TRAVIS EDWARDS	0	0%
WRITE IN	0	0%

CLEVER R-V PROP. K.I.D.S.		
Vote For 1		
Total Votes	20	
YES	8	40.00%
NO	12	60.00%

Carl Cassin Jim Russell


Registered Voters 0 - Total Ballots 423 : N/A

LOGAN-ROGERSVILLE R-VIII SCHOOL BOARD MEMBERS

Vote For 2		
Total Votes	10	
LAWRENCE W. "LARRY" ZAHN	3	30.00%
JONATHAN WEBB (JON)	0	0%
RICK BURNEY	2	20.00%
SARA TIPTON	5	50.00%
WRITE IN	0	0%

NIXA FIRE BOARD MEMBER

Vote For 2		
Total Votes	253	
TERRY M. YOUNG	93	36.76%
TERRY ALLEN	86	33.99%
BOB RUBINO	70	27.67%
WRITE IN	4	1.58%

BILLINGS R-IV SCHOOL BOARD MEMBERS

Vote For 2		
Total Votes	29	
CHRIS BOS	13	44.83%
LYNDELL PLOWMAN	7	24.14%
MIKE TOMLINSON	4	13.79%
KARLEY REEVES (HAMMERS)	5	17.24%
WRITE IN	0	0%

BILLINGS ROAD DIST. QUESTION

Vote For 1		
Total Votes	18	
YES	7	38.89%
NO	11	61.11%

FORDLAND R-III SCHOOL BOARD MEMBERS

Vote For 2		
Total Votes	0	
MARIA (HENRY) WATERMAN	0	0%
ZANE HUNTER	0	0%
TIMOTHY TROTTER	0	0%
HUGHEY C. BELLUE JR.	0	0%
CODY KEY	0	0%
WARREN BROOKS	0	0%
WRITE IN	0	0%

SELMORE ROAD DIST. QUESTION

Vote For 1		
Total Votes	6	
YES	1	16.67%
NO	5	83.33%

CLEVER MAYOR

Vote For 1		
Total Votes	3	
JAREDD KING	3	100.00%
WRITE IN	0	0%

SPARTA R-III SCHOOL BOARD MEMBERS

Vote For 2		
Total Votes	29	
BETTY R. BRADEN	9	31.03%
DENNIS GRANT LILLY	9	31.03%
TONY "JACOB" FINNEY	11	37.93%
WRITE IN	0	0%

CLEVER ALDERMAN, EAST WARD

Vote For 1		
Total Votes	2	
JIM McWILLIAMS	2	100.00%
WRITE IN	0	0%

Precinct Summary Report
 GENERAL MUNICIPAL ELECTION
 CHRISTIAN COUNTY, MISSOURI
 TUESDAY, APRIL 3, 2018
 April 3, 2018 General Municipal Election
 ABSENTEE
 OFFICIAL RETURNS

Date: 4/6/2018
 Time: 3:15:28 PM
 Page 3/5

Registered Voters 0 - Total Ballots 423 : N/A

CLEVER ALDERMAN, WEST WARD			
Vote For 1			
Total Votes	1		
CHARLENE FRASER	1	100.00%	
WRITE IN	0	0%	

SPARTA ALDERMAN, WARD 1			
Vote For 1			
Total Votes	4		
VALORIE WATTS	4	100.00%	
WRITE IN	0	0%	

OZARK ALDERMAN, WARD 1			
Vote For 1			
Total Votes	17		
NATHAN POSTEN	16	94.12%	
WRITE IN	1	5.88%	

SPARTA ALDERMAN, WARD 2			
Vote For 1			
Total Votes	3		
STEPHEN W. OTTEN	1	33.33%	
ROSALIE WATTS	2	66.67%	
WRITE IN	0	0%	

OZARK ALDERMAN, WARD 2			
Vote For 1			
Total Votes	33		
BRUCE GALLOWAY	33	100.00%	
WRITE IN	0	0%	

REPUBLIC MAYOR			
Vote For 1			
Total Votes	0		
JEFF USSERY	0	0%	
WRITE IN	0	0%	

OZARK ALDERMAN, WARD 3			
Vote For 1			
Total Votes	22		
HEATHER ALDER	22	100.00%	
WRITE IN	0	0%	

REPUBLIC COUNCIL MEMBER, WARD 4			
Vote For 1			
Total Votes	0		
CHARLIE BRASHERS	0	0%	
WRITE IN	0	0%	

CITY OF OZARK QUESTION			
Vote For 1			
Total Votes	99		
YES	50	50.51%	
NO	49	49.49%	

BILLINGS MAYOR			
Vote For 1			
Total Votes	7		
DAVID L. RAUCH	7	100.00%	
WRITE IN	0	0%	

Registered Voters 0 - Total Ballots 423 : N/A

BILLINGS BOARD MEMBER, WARD 1			
Vote For 1			
Total Votes	2		
HOLLY FENDER	2	100.00%	
WRITE IN	0	0%	

BILLINGS BOARD MEMBER, WARD 2			
Vote For 1			
Total Votes	2		
MICKEY BROWN	2	100.00%	
WRITE IN	0	0%	

BILLINGS BOARD MEMBER, WARD 3			
Vote For 1			
Total Votes	3		
JESSIE COKER	3	100.00%	
WRITE IN	0	0%	

FREMONT HILLS MAYOR			
Vote For 1			
Total Votes	6		
LUKE DAVIS	6	100.00%	
WRITE IN	0	0%	

FREMONT HILLS ALDERMAN, WARD 1			
Vote For 1			
Total Votes	0		
ANN LITTELL MILLS	0	0%	
WRITE IN	0	0%	

FREMONT HILLS ALDERMAN, WARD 2			
Vote For 1			
Total Votes	5		
LARRY DARROW	2	40.00%	
BEN YORK	3	60.00%	
WRITE IN	0	0%	

FREMONT HILLS ALDERMAN, WARD 3			
Vote For 1			
Total Votes	0		
ALISA J. LOWRY	0	0%	
WRITE IN	0	0%	

VILLAGE OF SADDLEBROOKE BOARD MEMBER			
Vote For 2			
Total Votes	8		
PAUL J DOUNTAS JR.	4	50.00%	
GARY FRANKLIN	4	50.00%	
WRITE IN	0	0%	

NIXA COUNCIL MEMBER, DISTRICT 1			
Vote For 1			
Total Votes	41		
SCOTT PERRYMAN	40	97.56%	
WRITE IN	1	2.44%	

NIXA COUNCIL MEMBER, DISTRICT 2			
Vote For 1			
Total Votes	30		
MATTHEW BARKER	30	100.00%	
WRITE IN	0	0%	

Precinct Summary Report
GENERAL MUNICIPAL ELECTION
CHRISTIAN COUNTY, MISSOURI
TUESDAY, APRIL 3, 2018
April 3, 2018 General Municipal Election
ABSENTEE
OFFICIAL RETURNS

Date: 4/6/2018
Time: 3:15:28 PM
Page 5/5

Registered Voters 0 - Total Ballots 423 : N/A

CITY OF NIXA QUESTION

Vote For 1			
Total Votes	110		
YES	50	45.45%	
NO	60	54.55%	

Registered Voters 810 - Total Ballots 95 : 11.73%

OTCC PROP. A

Vote For 1		
Total Votes	5	
YES	1	20.00%
NO	4	80.00%

OTCC PROP. B

Vote For 1		
Total Votes	5	
YES	1	20.00%
NO	4	80.00%

CHADWICK R-I SCHOOL BOARD MEMBER

Vote For 2		
Total Votes	11	
CHAD SALLEE	2	18.18%
ANDREW RICE	4	36.36%
COLTEN JONES	5	45.45%
WRITE IN	0	0%

CHADWICK R-I QUESTION

Vote For 1		
Total Votes	6	
YES	6	100.00%
NO	0	0%

AVA R-I SCHOOL BOARD MEMBERS

Vote For 2		
Total Votes	0	
BART ELLISON	0	0%
VERNON JOHNSON	0	0%
DANIEL JOHNSON	0	0%
DEANA L. PARSICK	0	0%
WRITE IN	0	0%

LOGAN-ROGERSVILLE R-VIII SCHOOL BOARD MEMBERS

Vote For 2		
Total Votes	0	
LAWRENCE W. "LARRY" ZAHN	0	0%
JONATHAN WEBB (JON)	0	0%
RICK BURNEY	0	0%
SARA TIPTON	0	0%
WRITE IN	0	0%

FORDLAND R-III SCHOOL BOARD MEMBERS

Vote For 2		
Total Votes	7	
MARIA (HENRY) WATERMAN	2	28.57%
ZANE HUNTER	1	14.29%
TIMOTHY TROTTER	2	28.57%
HUGHEY C. BELLUE JR.	0	0%
CODY KEY	0	0%
WARREN BROOKS	2	28.57%
WRITE IN	0	0%

SPARTA R-III SCHOOL BOARD MEMBERS

Vote For 2		
Total Votes	141	
BETTY R. BRADEN	50	35.46%
DENNIS GRANT LILLY	47	33.33%
TONY "JACOB" FINNEY	44	31.21%
WRITE IN	0	0%

[Handwritten signatures]
 Carl Creek
 Don Russell

Registered Voters 1,770 - Total Ballots 168 : 9.49%

OTCC PROP. A

Vote For 1		
Total Votes	148	
YES	82	55.41%
NO	66	44.59%

OTCC PROP. B


Vote For 1		
Total Votes	148	
YES	67	45.27%
NO	81	54.73%

LOGAN-ROGERSVILLE R-VIII SCHOOL BOARD MEMBERS

Vote For 2		
Total Votes	190	
LAWRENCE W. "LARRY" ZAHN	68	35.79%
JONATHAN WEBB (JON)	27	14.21%
RICK BURNEY	22	11.58%
SARA TIPTON	72	37.89%
WRITE IN	1	0.53%

SPARTA R-III SCHOOL BOARD MEMBERS

Vote For 2		
Total Votes	28	
BETTY R. BRADEN	13	46.43%
DENNIS GRANT LILLY	5	17.86%
TONY "JACOB" FINNEY	10	35.71%
WRITE IN	0	0%


 Carl Essick
 Don Russel

Precinct Summary Report
GENERAL MUNICIPAL ELECTION
CHRISTIAN COUNTY, MISSOURI
TUESDAY, APRIL 3, 2018
April 3, 2018 General Municipal Election
4.CHADWICK/ 16.S. LINN/ 11.GARRISON/ 25.SENECA
OFFICIAL RETURNS

Date: 4/6/2018
Time: 3:15:27 PM
Page 1/1

Registered Voters 563 - Total Ballots 155 : 27.53%

CHADWICK R-I SCHOOL BOARD MEMBER

Vote For 2
Total Votes

248

CHAD SALLEE	104	41.94%
ANDREW RICE	51	20.56%
COLTEN JONES	92	37.10%
WRITE IN	1	0.40%

CHADWICK R-I QUESTION

Vote For 1
Total Votes

155

YES	133	85.81%
NO	22	14.19%

[Handwritten signatures]
Carl Esnik
Tom Roney

Precinct Summary Report
 GENERAL MUNICIPAL ELECTION
 CHRISTIAN COUNTY, MISSOURI
 TUESDAY, APRIL 3, 2018
 April 3, 2018 General Municipal Election
 5. RIVERSIDE #1
 OFFICIAL RETURNS

Date: 4/6/2018
 Time: 3:15:27 PM
 Page 1/1

Registered Voters 2,409 - Total Ballots 182 : 7.56%

OTCC PROP. A

Vote For 1			
Total Votes	181		
YES	112	61.88%	
NO	69	38.12%	

OTCC PROP. B

Vote For 1			
Total Votes	181		
YES	91	50.28%	
NO	90	49.72%	

LOGAN-ROGERSVILLE R-VIII SCHOOL BOARD MEMBERS

Vote For 2			
Total Votes	8		
LAWRENCE W. "LARRY" ZAHN	2	25.00%	
JONATHAN WEBB (JON)	1	12.50%	
RICK BURNEY	2	25.00%	
SARA TIPTON	3	37.50%	
WRITE IN	0	0%	

OZARK ALDERMAN, WARD 3

Vote For 1			
Total Votes	105		
HEATHER ALDER	100	95.24%	
WRITE IN	5	4.76%	

CITY OF OZARK QUESTION

Vote For 1			
Total Votes	127		
YES	56	44.09%	
NO	71	55.91%	

[Handwritten signatures and names]
 [Signature]
 [Signature]
 Chad Esch
 [Signature]

Precinct Summary Report
 GENERAL MUNICIPAL ELECTION
 CHRISTIAN COUNTY, MISSOURI
 TUESDAY, APRIL 3, 2018
 April 3, 2018 General Municipal Election
 6. CASSIDY #1
 OFFICIAL RETURNS

Date: 4/6/2018
 Time: 3:15:27 PM
 Page 1/1

Registered Voters 2,391 - Total Ballots 190 : 7.95%

OTCC PROP. A			
Vote For 1			
Total Votes	189		
YES	106	56.08%	
NO	83	43.92%	

OTCC PROP. B			
Vote For 1			
Total Votes	188		
YES	82	43.62%	
NO	106	56.38%	

OZARK ALDERMAN, WARD 2			
Vote For 1			
Total Votes	96		
BRUCE GALLOWAY	90	93.75%	
WRITE IN	6	6.25%	

OZARK ALDERMAN, WARD 3			
Vote For 1			
Total Votes	25		
HEATHER ALDER	24	96.00%	
WRITE IN	1	4.00%	

CITY OF OZARK QUESTION			
Vote For 1			
Total Votes	156		
YES	73	46.79%	
NO	83	53.21%	

[Handwritten signatures]
 Carla Esposito
 Tom Runney

Registered Voters 3,058 - Total Ballots 240 : 7.85%

OTCC PROP. A

Vote For 1 Total Votes	239	
YES	113	47.28%
NO	126	52.72%

CITY OF OZARK QUESTION

Vote For 1 Total Votes	123	
YES	52	42.28%
NO	71	57.72%

OTCC PROP. B

Vote For 1 Total Votes	240	
YES	86	35.83%
NO	154	64.17%

SELMORE ROAD DIST. QUESTION

Vote For 1 Total Votes	28	
YES	2	7.14%
NO	26	92.86%

OZARK ALDERMAN, WARD 1

Vote For 1 Total Votes	64	
NATHAN POSTEN	62	96.88%
WRITE IN	2	3.12%

OZARK ALDERMAN, WARD 2

Vote For 1 Total Votes	26	
BRUCE GALLOWAY	23	88.46%
WRITE IN	3	11.54%

[Handwritten signatures]
 Carl Essick
 Tina Russett

Precinct Summary Report
 GENERAL MUNICIPAL ELECTION
 CHRISTIAN COUNTY, MISSOURI
 TUESDAY, APRIL 3, 2018
 April 3, 2018 General Municipal Election
 8. EAST FINLEY
 OFFICIAL RETURNS

Date: 4/6/2018
 Time: 3:15:27 PM
 Page 1/1

Registered Voters 4,324 - Total Ballots 450 : 10.41%

OTCC PROP. A

Vote For 1 Total Votes	448	
YES	241	53.79%
NO	207	46.21%

CITY OF OZARK QUESTION

Vote For 1 Total Votes	313	
YES	122	38.98%
NO	191	61.02%

OTCC PROP. B

Vote For 1 Total Votes	449	
YES	184	40.98%
NO	265	59.02%

SELMORE ROAD DIST. QUESTION

Vote For 1 Total Votes	30	
YES	16	53.33%
NO	14	46.67%

OZARK ALDERMAN, WARD 1

Vote For 1 Total Votes	177	
NATHAN POSTEN	168	94.92%
WRITE IN	9	5.08%

OZARK ALDERMAN, WARD 2

Vote For 1 Total Votes	50	
BRUCE GALLOWAY	45	90.00%
WRITE IN	5	10.00%

[Handwritten signatures]
 Carl Esent
 Joe Russell

Precinct Summary Report
 GENERAL MUNICIPAL ELECTION
 CHRISTIAN COUNTY, MISSOURI
 TUESDAY, APRIL 3, 2018
 April 3, 2018 General Municipal Election
 9. NORTH GALLOWAY
 OFFICIAL RETURNS

Date: 4/6/2018
 Time: 3:15:27 PM
 Page 1/1

Registered Voters 2,519 - Total Ballots 148 : 5.88%

OTCC PROP. A

Vote For 1			
Total Votes	39		
YES	17	43.59%	
NO	22	56.41%	

OTCC PROP. B


Vote For 1			
Total Votes	39		
YES	17	43.59%	
NO	22	56.41%	

SPOKANE R-VII SCHOOL BOARD MEMBERS

Vote For 2			
Total Votes	203		
DEREK HIME	58	28.57%	
CARRIE RANTZ	67	33.00%	
LINDA MAE GOODALL	23	11.33%	
AARON WINSLOW	52	25.62%	
WRITE IN	3	1.48%	

SELMORE ROAD DIST. QUESTION

Vote For 1			
Total Votes	27		
YES	13	48.15%	
NO	14	51.85%	




Carl Essin
 Tom Russey

Registered Voters 1,416 - Total Ballots 165 : 11.65%

SPOKANE R-VII SCHOOL BOARD MEMBERS

Vote For 2 Total Votes	290	
DEREK HIME	69	23.79%
CARRIE RANTZ	99	34.14%
LINDA MAE GOODALL	41	14.14%
AARON WINSLOW	75	25.86%
WRITE IN	6	2.07%



VILLAGE OF SADDLEBROOKE BOARD MEMBER

Vote For 2 Total Votes	46	
PAUL J DOUNTAS JR.	21	45.65%
GARY FRANKLIN	23	50.00%
WRITE IN	2	4.35%

Registered Voters 464 - Total Ballots 114 : 24.57%

CHADWICK R-I SCHOOL BOARD MEMBER		
Vote For 2		
Total Votes	170	
CHAD SALLEE	77	45.29%
ANDREW RICE	43	25.29%
COLTEN JONES	50	29.41%
WRITE IN	0	0%

CHADWICK R-I QUESTION		
Vote For 1		
Total Votes	112	
YES	83	74.11%
NO	29	25.89%

AVA R-I SCHOOL BOARD MEMBERS		
Vote For 2		
Total Votes	0	
BART ELLISON	0	0%
VERNON JOHNSON	0	0%
DANIEL JOHNSON	0	0%
DEANA L. PARSICK	0	0%
WRITE IN	0	0%

SPARTA R-III SCHOOL BOARD MEMBERS		
Vote For 2		
Total Votes	3	
BETTY R. BRADEN	1	33.33%
DENNIS GRANT LILLY	0	0%
TONY "JACOB" FINNEY	2	66.67%
WRITE IN	0	0%

[Handwritten signatures]
 Carl Eakin
 Joe Russell

Precinct Summary Report
 GENERAL MUNICIPAL ELECTION
 CHRISTIAN COUNTY, MISSOURI
 TUESDAY, APRIL 3, 2018
 April 3, 2018 General Municipal Election
 13. LINCOLN #1
 OFFICIAL RETURNS

Date: 4/6/2018
 Time: 3:15:27 PM
 Page 1/1

Registered Voters 2,022 - Total Ballots 245 : 12.12%

OTCC PROP. A			
Vote For 1			
Total Votes	245		
YES	142	57.96%	
NO	103	42.04%	

OTCC PROP. B			
Vote For 1			
Total Votes	245		
YES	119	48.57%	
NO	126	51.43%	

CLEVER R-V PROP. K.I.D.S.			
Vote For 1			
Total Votes	243		
YES	137	56.38%	
NO	106	43.62%	

CLEVER MAYOR			
Vote For 1			
Total Votes	58		
JAREDD KING	53	91.38%	
WRITE IN	5	8.62%	

CLEVER ALDERMAN, EAST WARD			
Vote For 1			
Total Votes	60		
JIM McWILLIAMS	57	95.00%	
WRITE IN	3	5.00%	

[Handwritten signatures]
 Carl Esch
 Don Rusey

Precinct Summary Report
 GENERAL MUNICIPAL ELECTION
 CHRISTIAN COUNTY, MISSOURI
 TUESDAY, APRIL 3, 2018
 April 3, 2018 General Municipal Election
 15 NORTH LINN
 OFFICIAL RETURNS

Date: 4/6/2018
 Time: 3:15:27 PM
 Page 1/1

Registered Voters 645 - Total Ballots 97 : 15.04%

OTCC PROP. A			
Vote For 1			
Total Votes	97		
YES	48	49.48%	
NO	49	50.52%	

OTCC PROP. B			
Vote For 1			
Total Votes	96		
YES	38	39.58%	
NO	58	60.42%	

SPOKANE R-VII SCHOOL BOARD MEMBERS			
Vote For 2			
Total Votes	0		
DEREK HIME	0	0%	
CARRIE RANTZ	0	0%	
LINDA MAE GOODALL	0	0%	
AARON WINSLOW	0	0%	
WRITE IN	0	0%	

SPARTA R-III SCHOOL BOARD MEMBERS			
Vote For 2			
Total Votes	0		
BETTY R. BRADEN	0	0%	
DENNIS GRANT LILLY	0	0%	
TONY "JACOB" FINNEY	0	0%	
WRITE IN	0	0%	

[Handwritten signatures]
 Carl Essert
 Don Ruff

Precinct Summary Report
 GENERAL MUNICIPAL ELECTION
 CHRISTIAN COUNTY, MISSOURI
 TUESDAY, APRIL 3, 2018
 April 3, 2018 General Municipal Election
 17. McCracken
 OFFICIAL RETURNS

Date: 4/6/2018
 Time: 3:15:27 PM
 Page 1/1

Registered Voters 1,554 - Total Ballots 141 : 9.07%

OTCC PROP. A			
Vote For 1			
Total Votes	110		
YES	54	49.09%	
NO	56	50.91%	

CITY OF OZARK QUESTION			
Vote For 1			
Total Votes	8		
YES	4	50.00%	
NO	4	50.00%	

OTCC PROP. B			
Vote For 1			
Total Votes	110		
YES	37	33.64%	
NO	73	66.36%	

SPARTA R-III SCHOOL BOARD MEMBERS			
Vote For 2			
Total Votes	43		
BETTY R. BRADEN	19	44.19%	
DENNIS GRANT LILLY	12	27.91%	
TONY "JACOB" FINNEY	10	23.26%	
WRITE IN	2	4.65%	

OZARK ALDERMAN, WARD 1			
Vote For 1			
Total Votes	3		
NATHAN POSTEN	3	100.00%	
WRITE IN	0	0%	

OZARK ALDERMAN, WARD 2			
Vote For 1			
Total Votes	3		
BRUCE GALLOWAY	3	100.00%	
WRITE IN	0	0%	

[Handwritten signatures]
 Carl Esch
 Joe Ramsey

Precinct Summary Report
 GENERAL MUNICIPAL ELECTION
 CHRISTIAN COUNTY, MISSOURI
 TUESDAY, APRIL 3, 2018
 April 3, 2018 General Municipal Election
 20. POLK
 OFFICIAL RETURNS

Date: 4/6/2018
 Time: 3:15:27 PM
 Page 1/2

Registered Voters 2,158 - Total Ballots 444 : 20.57%

OTCC PROP. A		
Vote For 1		
Total Votes	57	
YES	39	68.42%
NO	18	31.58%

OTCC PROP. B		
Vote For 1		
Total Votes	57	
YES	30	52.63%
NO	27	47.37%

CLEVER R-V PROP. K.I.D.S.		
Vote For 1		
Total Votes	54	
YES	28	51.85%
NO	26	48.15%

MARIONVILLE R-IX PROP. 2		
Vote For 1		
Total Votes	1	
YES	1	100.00%
NO	0	0%

REPUBLIC R-III SCHOOL BOARD MEMBERS		
Vote For 2		
Total Votes	8	
SAM HAYES	3	37.50%
TODD WOJCIECHOWSKI	2	25.00%
MARK GIMLIN	2	25.00%
TRAVIS EDWARDS	1	12.50%
WRITE IN	0	0%

BILLINGS R-IV SCHOOL BOARD MEMBERS		
Vote For 2		
Total Votes	673	
CHRIS BOS	212	31.50%
LYNDELL PLOWMAN	162	24.07%
MIKE TOMLINSON	164	24.37%
KARLEY REEVES (HAMMERS)	132	19.61%
WRITE IN	3	0.45%

BILLINGS ROAD DIST. QUESTION		
Vote For 1		
Total Votes	434	
YES	309	71.20%
NO	125	28.80%

REPUBLIC MAYOR		
Vote For 1		
Total Votes	2	
JEFF USSERY	2	100.00%
WRITE IN	0	0%

REPUBLIC COUNCIL MEMBER, WARD 4		
Vote For 1		
Total Votes	2	
CHARLIE BRASHERS	2	100.00%
WRITE IN	0	0%

BILLINGS MAYOR		
Vote For 1		
Total Votes	121	
DAVID L. RAUCH	116	95.87%
WRITE IN	5	4.13%

Handwritten signatures and text:
 [Signature] [Signature] [Signature] [Signature]
 For [Name]

Registered Voters 2,158 - Total Ballots 444 : 20.57%

BILLINGS BOARD MEMBER, WARD 1

Vote For 1			
Total Votes	29		
HOLLY FENDER	29	100.00%	
WRITE IN	0	0%	

BILLINGS BOARD MEMBER, WARD 2

Vote For 1			
Total Votes	32		
MICKEY BROWN	31	96.88%	
WRITE IN	1	3.12%	

BILLINGS BOARD MEMBER, WARD 3

Vote For 1			
Total Votes	52		
JESSIE COKER	43	82.69%	
WRITE IN	9	17.31%	

Precinct Summary Report
 GENERAL MUNICIPAL ELECTION
 CHRISTIAN COUNTY, MISSOURI
 TUESDAY, APRIL 3, 2018
 April 3, 2018 General Municipal Election
 21 UNION CHAPEL 1
 OFFICIAL RETURNS

Date: 4/6/2018
 Time: 3:15:28 PM
 Page 1/1

Registered Voters 2,649 - Total Ballots 298 : 11.25%

OTCC PROP. A			
Vote For 1			
Total Votes	297		
YES	185	62.29%	
NO	112	37.71%	

CITY OF NIXA QUESTION			
Vote For 1			
Total Votes	292		
YES	158	54.11%	
NO	134	45.89%	

OTCC PROP. B			
Vote For 1			
Total Votes	297		
YES	158	53.20%	
NO	139	46.80%	

NIXA FIRE BOARD MEMBER			
Vote For 2			
Total Votes	458		
TERRY M. YOUNG	178	38.86%	
TERRY ALLEN	192	41.92%	
BOB RUBINO	86	18.78%	
WRITE IN	2	0.44%	

NIXA COUNCIL MEMBER, DISTRICT 1			
Vote For 1			
Total Votes	206		
SCOTT PERRYMAN	205	99.51%	
WRITE IN	1	0.49%	

NIXA COUNCIL MEMBER, DISTRICT 2			
Vote For 1			
Total Votes	29		
MATTHEW BARKER	28	96.55%	
WRITE IN	1	3.45%	

Carol Esch
John Perryman
Matthew Barker

Precinct Summary Report
GENERAL MUNICIPAL ELECTION
CHRISTIAN COUNTY, MISSOURI
TUESDAY, APRIL 3, 2018
April 3, 2018 General Municipal Election
22. ROSEDALE #1A
OFFICIAL RETURNS

Date: 4/6/2018
Time: 3:15:28 PM
Page 1/1

Registered Voters 2,090 - Total Ballots 203 : 9.71%

OTCC PROP. A

Vote For 1 Total Votes	203	
YES	134	66.01%
NO	69	33.99%

OTCC PROP. B

Vote For 1 Total Votes	203	
YES	111	54.68%
NO	92	45.32%

NIXA FIRE BOARD MEMBER

Vote For 2 Total Votes	319	
TERRY M. YOUNG	110	34.48%
TERRY ALLEN	120	37.62%
BOB RUBINO	84	26.33%
WRITE IN	5	1.57%

CITY OF NIXA QUESTION

Vote For 1 Total Votes	203	
YES	100	49.26%
NO	103	50.74%

Carl Esch

W. B. Jr.

Paul

Don Roney

Precinct Summary Report
 GENERAL MUNICIPAL ELECTION
 CHRISTIAN COUNTY, MISSOURI
 TUESDAY, APRIL 3, 2018
 April 3, 2018 General Municipal Election
 23. GARDEN GROVE
 OFFICIAL RETURNS

Date: 4/6/2018
 Time: 3:15:28 PM
 Page 1/1

Registered Voters 1,836 - Total Ballots 167 : 9.10%

OTCC PROP. A			
Vote For 1			
Total Votes	166		
YES	100	60.24%	
NO	66	39.76%	

OTCC PROP. B			
Vote For 1			
Total Votes	166		
YES	89	53.61%	
NO	77	46.39%	

NIXA FIRE BOARD MEMBER			
Vote For 2			
Total Votes	255		
TERRY M. YOUNG	94	36.86%	
TERRY ALLEN	116	45.49%	
BOB RUBINO	42	16.47%	
WRITE IN	3	1.18%	

NIXA COUNCIL MEMBER, DISTRICT 2			
Vote For 1			
Total Votes	111		
MATTHEW BARKER	107	96.40%	
WRITE IN	4	3.60%	

CITY OF NIXA QUESTION			
Vote For 1			
Total Votes	141		
YES	84	59.57%	
NO	57	40.43%	

Carla Esch
Ally. Tom Ruses

Registered Voters 2,994 - Total Ballots 306 : 10.22%

OTCC PROP. A

Vote For 1 Total Votes	305	
YES	199	65.25%
NO	106	34.75%

OTCC PROP. B

Vote For 1 Total Votes	306	
YES	160	52.29%
NO	146	47.71%

NIXA FIRE BOARD MEMBER

Vote For 2 Total Votes	429	
TERRY M. YOUNG	135	31.47%
TERRY ALLEN	174	40.56%
BOB RUBINO	115	26.81%
WRITE IN	5	1.17%

NIXA COUNCIL MEMBER, DISTRICT 1

Vote For 1 Total Votes	251	
SCOTT PERRYMAN	242	96.41%
WRITE IN	9	3.59%

CITY OF NIXA QUESTION

Vote For 1 Total Votes	303	
YES	160	52.81%
NO	143	47.19%

Carla Eschen
[Signature]
[Signature]

Precinct Summary Report
GENERAL MUNICIPAL ELECTION
CHRISTIAN COUNTY, MISSOURI
TUESDAY, APRIL 3, 2018
April 3, 2018 General Municipal Election
28. SPARTA
OFFICIAL RETURNS

Date: 4/6/2018
Time: 3:15:28 PM
Page 1/1

Registered Voters 1,573 - Total Ballots 248 : 15.77%

SPARTA R-III SCHOOL BOARD MEMBERS

Vote For 2

Total Votes 416

BETTY R. BRADEN	128	30.77%
DENNIS GRANT LILLY	144	34.62%
TONY "JACOB" FINNEY	142	34.13%
WRITE IN	2	0.48%

SPARTA ALDERMAN, WARD 1

Vote For 1

Total Votes 67

VALORIE WATTS	65	97.01%
WRITE IN	2	2.99%

SPARTA ALDERMAN, WARD 2

Vote For 1

Total Votes 80

STEPHEN W. OTTEN	42	52.50%
ROSALIE WATTS	38	47.50%
WRITE IN	0	0%

Carl Esch
H.H.H.
W.H.
Joe Russel

Precinct Summary Report
 GENERAL MUNICIPAL ELECTION
 CHRISTIAN COUNTY, MISSOURI
 TUESDAY, APRIL 3, 2018
 April 3, 2018 General Municipal Election
 27. UNION CHAPEL #2
 OFFICIAL RETURNS

Date: 4/6/2018
 Time: 3:15:28 PM
 Page 1/1

Registered Voters 3,034 - Total Ballots 207 : 6.82%

OTCC PROP. A

Vote For 1 Total Votes	206	
YES	126	61.17%
NO	80	38.83%

OTCC PROP. B

Vote For 1 Total Votes	207	
YES	94	45.41%
NO	113	54.59%

CLEVER R-V PROP. K.I.D.S.

Vote For 1 Total Votes	1	
YES	0	0%
NO	1	100.00%

REPUBLIC R-III SCHOOL BOARD MEMBERS

Vote For 2 Total Votes	10	
SAM HAYES	3	30.00%
TODD WOJCIECHOWSKI	2	20.00%
MARK GIMLIN	5	50.00%
TRAVIS EDWARDS	0	0%
WRITE IN	0	0%

NIXA FIRE BOARD MEMBER

Vote For 2 Total Votes	307	
TERRY M. YOUNG	108	35.18%
TERRY ALLEN	130	42.35%
BOB RUBINO	65	21.17%
WRITE IN	4	1.30%

Carle Esch
Bob Lunsford

Precinct Summary Report
 GENERAL MUNICIPAL ELECTION
 CHRISTIAN COUNTY, MISSOURI
 TUESDAY, APRIL 3, 2018
 April 3, 2018 General Municipal Election
 28. ROSEDALE #2
 OFFICIAL RETURNS

Date: 4/6/2018
 Time: 3:15:28 PM
 Page 1/1

Registered Voters 1,807 - Total Ballots 138 : 7.64%

OTCC PROP. A		
Vote For 1		
Total Votes	138	
YES	93	67.39%
NO	45	32.61%

OTCC PROP. B		
Vote For 1		
Total Votes	138	
YES	79	57.25%
NO	59	42.75%

CLEVER R-V PROP. K.I.D.S.		
Vote For 1		
Total Votes	0	
YES	0	0%
NO	0	0%

NIXA FIRE BOARD MEMBER		
Vote For 2		
Total Votes	193	
TERRY M. YOUNG	68	35.23%
TERRY ALLEN	83	43.01%
BOB RUBINO	40	20.73%
WRITE IN	2	1.04%

Carla Espin
[Signature]
[Signature]
Don Ruseen

Precinct Summary Report
 GENERAL MUNICIPAL ELECTION
 CHRISTIAN COUNTY, MISSOURI
 TUESDAY, APRIL 3, 2018
 April 3, 2018 General Municipal Election
 29. NORTHVIEW #2
 OFFICIAL RETURNS

Date: 4/6/2018
 Time: 3:15:28 PM
 Page 1/1

Registered Voters 1,778 - Total Ballots 193 : 10.85%

OTCC PROP. A			
Vote For 1			
Total Votes	191		
YES	110	57.59%	
NO	81	42.41%	

OTCC PROP. B			
Vote For 1			
Total Votes	193		
YES	99	51.30%	
NO	94	48.70%	

NIXA FIRE BOARD MEMBER			
Vote For 2			
Total Votes	276		
TERRY M. YOUNG	93	33.70%	
TERRY ALLEN	107	38.77%	
BOB RUBINO	70	25.36%	
WRITE IN	6	2.17%	

NIXA COUNCIL MEMBER, DISTRICT 2			
Vote For 1			
Total Votes	106		
MATTHEW BARKER	102	96.23%	
WRITE IN	4	3.77%	

CITY OF NIXA QUESTION			
Vote For 1			
Total Votes	148		
YES	63	42.57%	
NO	85	57.43%	

Carl E. ...
Jim ...

Precinct Summary Report
 GENERAL MUNICIPAL ELECTION
 CHRISTIAN COUNTY, MISSOURI
 TUESDAY, APRIL 3, 2018
 April 3, 2018 General Municipal Election
 30. ROSEDALE 1B
 OFFICIAL RETURNS

Date: 4/6/2018
 Time: 3:15:28 PM
 Page 1/1

Registered Voters 1,831 - Total Ballots 159 : 8.68%

OTCC PROP. A		
Vote For 1		
Total Votes	157	
YES	87	55.41%
NO	70	44.59%

OTCC PROP. B		
Vote For 1		
Total Votes	157	
YES	73	46.50%
NO	84	53.50%

NIXA FIRE BOARD MEMBER		
Vote For 2		
Total Votes	249	
TERRY M. YOUNG	84	33.73%
TERRY ALLEN	103	41.37%
BOB RUBINO	60	24.10%
WRITE IN	2	0.80%

NIXA COUNCIL MEMBER, DISTRICT 2		
Vote For 1		
Total Votes	31	
MATTHEW BARKER	30	96.77%
WRITE IN	1	3.23%

CITY OF NIXA QUESTION		
Vote For 1		
Total Votes	155	
YES	71	45.81%
NO	84	54.19%

Carl Esch
Jim
Jim *Jim*

Precinct Summary Report
GENERAL MUNICIPAL ELECTION
CHRISTIAN COUNTY, MISSOURI
TUESDAY, APRIL 3, 2018
April 3, 2018 General Municipal Election
31. RIVERSIDE #2
OFFICIAL RETURNS

Date: 4/6/2018
Time: 3:15:28 PM
Page 1/1

Registered Voters 2,538 - Total Ballots 280 : 11.03%

OTCC PROP. A

Vote For 1 Total Votes	279	
YES	166	59.50%
NO	113	40.50%

OTCC PROP. B

Vote For 1 Total Votes	279	
YES	145	51.97%
NO	134	48.03%

OZARK ALDERMAN, WARD 2

Vote For 1 Total Votes	120	
BRUCE GALLOWAY	110	91.67%
WRITE IN	10	8.33%

OZARK ALDERMAN, WARD 3

Vote For 1 Total Votes	58	
HEATHER ALDER	56	96.55%
WRITE IN	2	3.45%

CITY OF OZARK QUESTION

Vote For 1 Total Votes	230	
YES	123	53.48%
NO	107	46.52%

Carol Esch
[Signature]

[Signature]
[Signature]

Registered Voters 2,765 - Total Ballots 341 : 12.33%

OTCC PROP. A			
Vote For 1			
Total Votes	338		
YES	234	69.23%	
NO	104	30.77%	

FREMONT HILLS ALDERMAN, WARD 1			
Vote For 1			
Total Votes	37		
ANN LITTELL MILLS	35	94.59%	
WRITE IN	2	5.41%	

OTCC PROP. B			
Vote For 1			
Total Votes	339		
YES	195	57.52%	
NO	144	42.48%	

FREMONT HILLS ALDERMAN, WARD 2			
Vote For 1			
Total Votes	105		
LARRY DARROW	38	36.19%	
BEN YORK	67	63.81%	
WRITE IN	0	0%	

OZARK ALDERMAN, WARD 3			
Vote For 1			
Total Votes	51		
HEATHER ALDER	49	96.08%	
WRITE IN	2	3.92%	

FREMONT HILLS ALDERMAN, WARD 3			
Vote For 1			
Total Votes	28		
ALISA J. LOWRY	25	89.29%	
WRITE IN	3	10.71%	

CITY OF OZARK QUESTION			
Vote For 1			
Total Votes	71		
YES	36	50.70%	
NO	35	49.30%	

FREMONT HILLS MAYOR			
Vote For 1			
Total Votes	152		
LUKE DAVIS	145	95.39%	
WRITE IN	7	4.61%	

Carole Smith
AAJ
Jim Russell

Precinct Summary Report
 GENERAL MUNICIPAL ELECTION
 CHRISTIAN COUNTY, MISSOURI
 TUESDAY, APRIL 3, 2018
 April 3, 2018 General Municipal Election
 33. LINCOLN #2
 OFFICIAL RETURNS

Date: 4/6/2018
 Time: 3:15:28 PM
 Page 1/1

Registered Voters 1,304 - Total Ballots 142 : 10.89%

OTCC PROP. A			
Vote For 1			
Total Votes	139		
YES	58	41.73%	
NO	81	58.27%	

BILLINGS ROAD DIST. QUESTION			
Vote For 1			
Total Votes	55		
YES	15	27.27%	
NO	40	72.73%	

OTCC PROP. B			
Vote For 1			
Total Votes	139		
YES	50	35.97%	
NO	89	64.03%	

CLEVER MAYOR			
Vote For 1			
Total Votes	74		
JAREDD KING	65	87.84%	
WRITE IN	9	12.16%	

CLEVER R-V PROP. K.I.D.S.			
Vote For 1			
Total Votes	129		
YES	68	52.71%	
NO	61	47.29%	

CLEVER ALDERMAN, WEST WARD			
Vote For 1			
Total Votes	70		
CHARLENE FRASER	64	91.43%	
WRITE IN	6	8.57%	

REPUBLIC R-III SCHOOL BOARD MEMBERS			
Vote For 2			
Total Votes	17		
SAM HAYES	3	17.65%	
TODD WOJCIECHOWSKI	8	47.06%	
MARK GIMLIN	4	23.53%	
TRAVIS EDWARDS	2	11.76%	
WRITE IN	0	0%	

BILLINGS R-IV SCHOOL BOARD MEMBERS			
Vote For 2			
Total Votes	0		
CHRIS BOS	0	0%	
LYNDELL PLOWMAN	0	0%	
MIKE TOMLINSON	0	0%	
KARLEY REEVES (HAMMERS)	0	0%	
WRITE IN	0	0%	

Carl Esent (HHS) [Signature] Jim Runey