

Precinct Summary Report  
 SPECIAL ELECTION  
 CHRISTIAN COUNTY, MISSOURI  
 TUESDAY, AUGUST 8, 2017  
 Special Election  
 ABSENTEE  
 OFFICIAL RESULTS

Date: 8/11/2017  
 Time: 3:01:41 PM  
 Page 1/1

Registered Voters 0 - Total Ballots 534 : N/A

CHRISTIAN COUNTY QUESTION			
Vote For 1			
Total Votes	532		
YES	183	34.40%	
NO	349	65.60%	

REPUBLIC QUESTION			
Vote For 1			
Total Votes	0		
YES	0	0%	
NO	0	0%	

CHRISTIAN COUNTY LIBRARY QUESTION			
Vote For 1			
Total Votes	532		
YES	369	69.36%	
NO	163	30.64%	

*[Handwritten signatures]*  
 Carla Essick  
 Lynn Russell

HIGHLANDVILLE PROP. 1			
Vote For 1			
Total Votes	5		
YES	3	60.00%	
NO	2	40.00%	

HIGHLANDVILLE PROP. 2			
Vote For 1			
Total Votes	5		
YES	2	40.00%	
NO	3	60.00%	

CLEVER R-V PROP. K.I.D.S.			
Vote For 1			
Total Votes	32		
YES	15	46.88%	
NO	17	53.12%	

Precinct Summary Report  
SPECIAL ELECTION  
CHRISTIAN COUNTY, MISSOURI  
TUESDAY, AUGUST 8, 2017  
Special Election  
1. E. BENTON / 3. BRUNER  
OFFICIAL RESULTS

Date: 8/11/2017  
Time: 3:01:39 PM  
Page 1/1

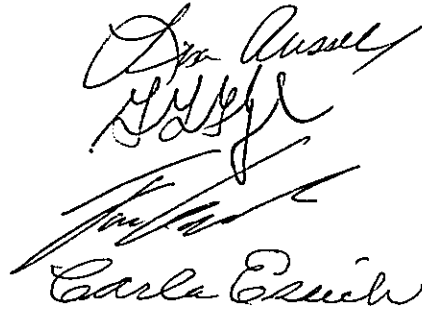
Registered Voters 880 - Total Ballots 88 : 10.00%

CHRISTIAN COUNTY QUESTION

Vote For 1			
Total Votes	87		
YES	48	55.17%	
NO	39	44.83%	

CHRISTIAN COUNTY LIBRARY QUESTION

Vote For 1			
Total Votes	88		
YES	42	47.73%	
NO	46	52.27%	



Three handwritten signatures are present. The top signature is in cursive and appears to read 'Don Ansel'. The middle signature is also in cursive and is less legible. The bottom signature is in cursive and appears to read 'Carla Esch'. The signatures are written in black ink.

Precinct Summary Report  
SPECIAL ELECTION  
CHRISTIAN COUNTY, MISSOURI  
TUESDAY, AUGUST 8, 2017  
Special Election  
2. WEST BENTON / 14. LINDEN  
OFFICIAL RESULTS

Date: 8/11/2017  
Time: 3:01:39 PM  
Page 1/1

Registered Voters 1,735 - Total Ballots 88 : 5.07%

CHRISTIAN COUNTY QUESTION

Vote For 1 Total Votes	87		
YES	36	41.38%	
NO	51	58.62%	

CHRISTIAN COUNTY LIBRARY QUESTION

Vote For 1 Total Votes	88		
YES	63	71.59%	
NO	25	28.41%	

*[Handwritten signatures]*  
Meyer  
Parker  
Carla Esmin  
Dixie Amey

Precinct Summary Report  
SPECIAL ELECTION  
CHRISTIAN COUNTY, MISSOURI  
TUESDAY, AUGUST 8, 2017  
Special Election  
4.CHADWICK/ 16.S. LINN/ 11.GARRISON/ 25.SENECA  
OFFICIAL RESULTS

Date: 8/11/2017  
Time: 3:01:39 PM  
Page 1/1

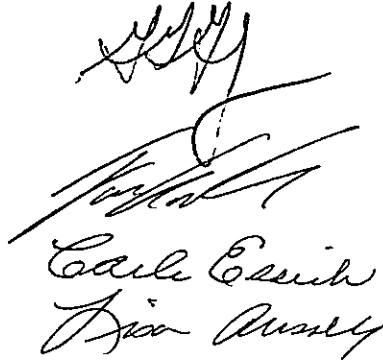
Registered Voters 615 - Total Ballots 76 : 12.36%

CHRISTIAN COUNTY QUESTION

Vote For 1 Total Votes	75		
YES	44	58.67%	
NO	31	41.33%	

CHRISTIAN COUNTY LIBRARY QUESTION

Vote For 1 Total Votes	76		
YES	39	51.32%	
NO	37	48.68%	



Carl Cassin  
Don Anselmi

Precinct Summary Report  
SPECIAL ELECTION  
CHRISTIAN COUNTY, MISSOURI  
TUESDAY, AUGUST 8, 2017  
Special Election  
5. RIVERSIDE #1  
OFFICIAL RESULTS

Date: 8/11/2017  
Time: 3:01:39 PM  
Page 1/1

Registered Voters 2,400 - Total Ballots 196 : 8.17%

CHRISTIAN COUNTY QUESTION

Vote For 1			
Total Votes	192		
YES	64	33.33%	
NO	128	66.67%	

CHRISTIAN COUNTY LIBRARY QUESTION

Vote For 1			
Total Votes	196		
YES	144	73.47%	
NO	52	26.53%	

Handwritten signatures of three individuals, likely election officials, including the name "Carol Esmond" and "Anna Russell".

Precinct Summary Report  
SPECIAL ELECTION  
CHRISTIAN COUNTY, MISSOURI  
TUESDAY, AUGUST 8, 2017  
Special Election  
6. CASSIDY #1  
OFFICIAL RESULTS

Date: 8/11/2017  
Time: 3:01:39 PM  
Page 1/1

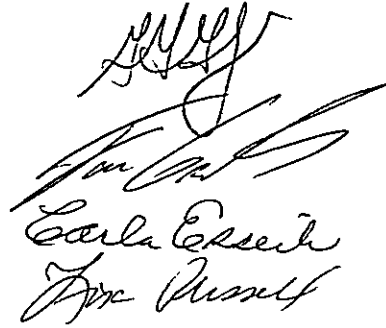
Registered Voters 2,280 - Total Ballots 179 : 7.85%

CHRISTIAN COUNTY QUESTION

Vote For 1 Total Votes	175		
YES	54	30.86%	
NO	121	69.14%	

CHRISTIAN COUNTY LIBRARY QUESTION

Vote For 1 Total Votes	177		
YES	132	74.58%	
NO	45	25.42%	



Carla Cassin  
Tom Cassidy

Precinct Summary Report  
SPECIAL ELECTION  
CHRISTIAN COUNTY, MISSOURI  
TUESDAY, AUGUST 8, 2017  
Special Election  
7. W. FINLEY  
OFFICIAL RESULTS

Date: 8/11/2017  
Time: 3:01:39 PM  
Page 1/1

Registered Voters 2,950 - Total Ballots 246 : 8.34%

CHRISTIAN COUNTY QUESTION

Vote For 1			
Total Votes	239		
YES	107	44.77%	
NO	132	55.23%	

CHRISTIAN COUNTY LIBRARY QUESTION

Vote For 1			
Total Votes	246		
YES	157	63.82%	
NO	89	36.18%	

*[Handwritten signatures]*  
Carla Essick  
Dix Russell

Precinct Summary Report  
SPECIAL ELECTION  
CHRISTIAN COUNTY, MISSOURI  
TUESDAY, AUGUST 8, 2017  
Special Election  
8. EAST FINLEY  
OFFICIAL RESULTS

Date: 8/11/2017  
Time: 3:01:39 PM  
Page 1/1


Registered Voters 4,220 - Total Ballots 390 : 9.24%

CHRISTIAN COUNTY QUESTION

Vote For 1		
Total Votes	383	
YES	141	36.81%
NO	242	63.19%

CHRISTIAN COUNTY LIBRARY QUESTION

Vote For 1		
Total Votes	390	
YES	252	64.62%
NO	138	35.38%



Carla Essick  
Dana Russell



Precinct Summary Report  
SPECIAL ELECTION  
CHRISTIAN COUNTY, MISSOURI  
TUESDAY, AUGUST 8, 2017  
Special Election  
9. NORTH GALLOWAY  
OFFICIAL RESULTS

Date: 8/11/2017  
Time: 3:01:39 PM  
Page 1/1

Registered Voters 2,532 - Total Ballots 200 : 7.90%

CHRISTIAN COUNTY QUESTION

Vote For 1			
Total Votes	199		
YES	89	44.72%	
NO	110	55.28%	

CHRISTIAN COUNTY LIBRARY QUESTION

Vote For 1			
Total Votes	200		
YES	137	68.50%	
NO	63	31.50%	

HIGHLANDVILLE PROP. 1

Vote For 1			
Total Votes	65		
YES	26	40.00%	
NO	39	60.00%	

HIGHLANDVILLE PROP. 2

Vote For 1			
Total Votes	65		
YES	24	36.92%	
NO	41	63.08%	

*[Handwritten signatures]*  
Carl Esnik  
Don Russell

Precinct Summary Report  
SPECIAL ELECTION  
CHRISTIAN COUNTY, MISSOURI  
TUESDAY, AUGUST 8, 2017  
Special Election  
10. SOUTH GALLOWAY  
OFFICIAL RESULTS

Date: 8/11/2017  
Time: 3:01:40 PM  
Page 1/1

Registered Voters 1,470 - Total Ballots 109 : 7.41%

CHRISTIAN COUNTY QUESTION

Vote For 1			
Total Votes	108		
YES	52	48.15%	
NO	56	51.85%	

CHRISTIAN COUNTY LIBRARY QUESTION

Vote For 1			
Total Votes	108		
YES	67	62.04%	
NO	41	37.96%	

*[Handwritten signatures]*  
Carla Esch  
Dora Bussey

Precinct Summary Report  
SPECIAL ELECTION  
CHRISTIAN COUNTY, MISSOURI  
TUESDAY, AUGUST 8, 2017  
Special Election  
12. LEAD HILL / OLDFIELD  
OFFICIAL RESULTS

Date: 8/11/2017  
Time: 3:01:40 PM  
Page 1/1

Registered Voters 470 - Total Ballots 67 : 14.26%

CHRISTIAN COUNTY QUESTION

Vote For 1			
Total Votes	65		
YES	40	61.54%	
NO	25	38.46%	

CHRISTIAN COUNTY LIBRARY QUESTION

Vote For 1			
Total Votes	67		
YES	32	47.76%	
NO	35	52.24%	

*[Handwritten signatures]*  
Carl Esau  
Don [unclear]

Precinct Summary Report  
 SPECIAL ELECTION  
 CHRISTIAN COUNTY, MISSOURI  
 TUESDAY, AUGUST 8, 2017  
 Special Election  
 13. LINCOLN #1  
 OFFICIAL RESULTS

Date: 8/11/2017  
 Time: 3:01:40 PM  
 Page 1/1

Registered Voters 2,168 - Total Ballots 355 : 16.37%  
 +2 = 357

CHRISTIAN COUNTY QUESTION		
Vote For 1		
Total Votes	348 + 2 =	350
YES	136	39.08%
NO	214 =2 +212	60.92%

CHRISTIAN COUNTY LIBRARY QUESTION		
Vote For 1		
Total Votes	354 + 2 =	356
YES	205 =2+203	57.34%
NO	15 +2 +151	42.66%

CLEVER R-V PROP. K.I.D.S.		
Vote For 1		
Total Votes	351 + 2 =	353
YES	180 =1 +179	51.00%
NO	173 = 1+172	49.00%

*[Handwritten signatures]*  
 Carla Essick  
 Joe Ruff

Provisional Ballots Votes Cast  
 Christian County Question 2- NO Votes  
 Christian County Library 2- YES Votes  
 Clever School 1- YES 1- NO Vote

Precinct Summary Report  
SPECIAL ELECTION  
CHRISTIAN COUNTY, MISSOURI  
TUESDAY, AUGUST 8, 2017  
Special Election  
15. NORTH LINN  
OFFICIAL RESULTS

Date: 8/11/2017  
Time: 3:01:40 PM  
Page 1/1

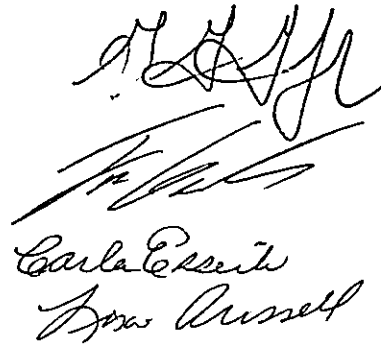
Registered Voters 724 - Total Ballots 112 : 15.47%

CHRISTIAN COUNTY QUESTION

Vote For 1		
Total Votes	111	
YES	49	44.14%
NO	62	55.86%

CHRISTIAN COUNTY LIBRARY QUESTION

Vote For 1		
Total Votes	112	
YES	67	59.82%
NO	45	40.18%



Carla Esch  
Tom Russell

Precinct Summary Report  
SPECIAL ELECTION  
CHRISTIAN COUNTY, MISSOURI  
TUESDAY, AUGUST 8, 2017  
Special Election  
17. McCRACKEN  
OFFICIAL RESULTS

Date: 8/11/2017  
Time: 3:01:40 PM  
Page 1/1

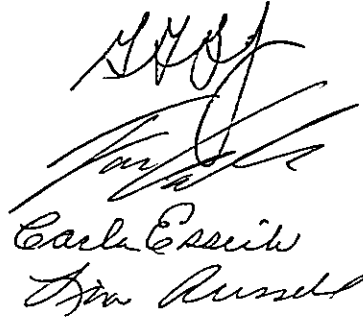
Registered Voters 1,612 - Total Ballots 177 : 10.98%

CHRISTIAN COUNTY QUESTION

Vote For 1 Total Votes	175		
YES	80	45.71%	
NO	95	54.29%	

CHRISTIAN COUNTY LIBRARY QUESTION

Vote For 1 Total Votes	177		
YES	87	49.15%	
NO	90	50.85%	



Carl Essick  
Don Russell

Precinct Summary Report  
SPECIAL ELECTION  
CHRISTIAN COUNTY, MISSOURI  
TUESDAY, AUGUST 8, 2017  
Special Election  
20. POLK  
OFFICIAL RESULTS

Date: 8/11/2017  
Time: 3:01:40 PM  
Page 1/1

Registered Voters 2,290 - Total Ballots 192 : 8.38%

**CHRISTIAN COUNTY QUESTION**

Vote For 1 Total Votes	192		
YES	70	36.46%	
NO	122	63.54%	

**CHRISTIAN COUNTY LIBRARY QUESTION**

Vote For 1 Total Votes	192		
YES	107	55.73%	
NO	85	44.27%	

**CLEVER R-V PROP. K.I.D.S.**

Vote For 1 Total Votes	62		
YES	31	50.00%	
NO	31	50.00%	

**REPUBLIC QUESTION**

Vote For 1 Total Votes	4		
YES	4	100.00%	
NO	0	0%	

*[Handwritten signatures]*  
Carla Erwin  
Donna Russell

Precinct Summary Report  
SPECIAL ELECTION  
CHRISTIAN COUNTY, MISSOURI  
TUESDAY, AUGUST 8, 2017  
Special Election  
21. UNION CHAPEL 1  
OFFICIAL RESULTS

Date: 8/11/2017  
Time: 3:01:40 PM  
Page 1/1

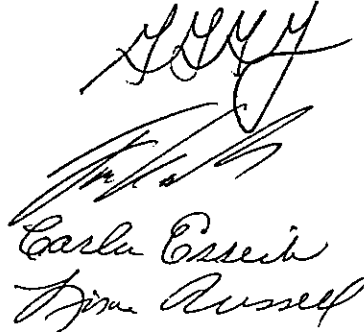
Registered Voters 2,850 - Total Ballots 416 : 14.60%

CHRISTIAN COUNTY QUESTION

Vote For 1			
Total Votes	409		
YES	129	31.54%	
NO	280	68.46%	

CHRISTIAN COUNTY LIBRARY QUESTION

Vote For 1			
Total Votes	416		
YES	287	68.99%	
NO	129	31.01%	

  
Carla Cassin  
Jim Russell



Precinct Summary Report  
SPECIAL ELECTION  
CHRISTIAN COUNTY, MISSOURI  
TUESDAY, AUGUST 8, 2017  
Special Election  
22. ROSEDALE #1A  
OFFICIAL RESULTS

Date: 8/11/2017  
Time: 3:01:40 PM  
Page 1/1

Registered Voters 2,315 - Total Ballots 276 : 11.92%

CHRISTIAN COUNTY QUESTION

Vote For 1			
Total Votes	268		
YES	81	30.22%	
NO	187	69.78%	

CHRISTIAN COUNTY LIBRARY QUESTION

Vote For 1			
Total Votes	276		
YES	216	78.26%	
NO	60	21.74%	

*[Handwritten signatures]*  
Carla Corbett  
Don Russell

Precinct Summary Report  
SPECIAL ELECTION  
CHRISTIAN COUNTY, MISSOURI  
TUESDAY, AUGUST 8, 2017  
Special Election  
23. GARDEN GROVE  
OFFICIAL RESULTS

Date: 8/11/2017  
Time: 3:01:40 PM  
Page 1/1

Registered Voters 1,870 - Total Ballots 213 : 11.39%

CHRISTIAN COUNTY QUESTION

Vote For 1 Total Votes	207		
YES	68	32.85%	
NO	139	67.15%	

CHRISTIAN COUNTY LIBRARY QUESTION

Vote For 1 Total Votes	213		
YES	157	73.71%	
NO	56	26.29%	

*[Handwritten signatures]*  
Carla Cassin  
Don Russell

Precinct Summary Report  
SPECIAL ELECTION  
CHRISTIAN COUNTY, MISSOURI  
TUESDAY, AUGUST 8, 2017  
Special Election  
24. NORTHVIEW #1  
OFFICIAL RESULTS

Date: 8/11/2017  
Time: 3:01:40 PM  
Page 1/1

Registered Voters 3,195 - Total Ballots 362 : 11.33%

CHRISTIAN COUNTY QUESTION

Vote For 1 Total Votes	360		
YES	105	29.17%	
NO	255	70.83%	

*[Handwritten signatures]*  
Carl Enrich  
Dora Russell

CHRISTIAN COUNTY LIBRARY QUESTION

Vote For 1 Total Votes	362		
YES	277	76.52%	
NO	85	23.48%	


Precinct Summary Report  
SPECIAL ELECTION  
CHRISTIAN COUNTY, MISSOURI  
TUESDAY, AUGUST 8, 2017  
Special Election  
28. SPARTA  
OFFICIAL RESULTS

Date: 8/11/2017  
Time: 3:01:40 PM  
Page 1/1

Registered Voters 1,677 - Total Ballots 241 : 14.37%

CHRISTIAN COUNTY QUESTION

Vote For 1 Total Votes	234		
YES	104	44.44%	
NO	130	55.56%	



Carl Creek  
Ann Russell

CHRISTIAN COUNTY LIBRARY QUESTION

Vote For 1 Total Votes	241		
YES	168	69.71%	
NO	73	30.29%	

Precinct Summary Report  
SPECIAL ELECTION  
CHRISTIAN COUNTY, MISSOURI  
TUESDAY, AUGUST 8, 2017  
Special Election  
27. UNION CHAPEL #2  
OFFICIAL RESULTS

Date: 8/11/2017  
Time: 3:01:40 PM  
Page 1/1

Registered Voters 3,230 - Total Ballots 223 : 6.90%

CHRISTIAN COUNTY QUESTION

Vote For 1			
Total Votes	220		
YES	79	35.91%	
NO	141	64.09%	

CHRISTIAN COUNTY LIBRARY QUESTION

Vote For 1			
Total Votes	223		
YES	161	72.20%	
NO	62	27.80%	

CLEVER R-V PROP. K.I.D.S.

Vote For 1			
Total Votes	1		
YES	1	100.00%	
NO	0	0%	

*[Handwritten signatures]*  
Carl Essick  
Don Russell

Precinct Summary Report  
SPECIAL ELECTION  
CHRISTIAN COUNTY, MISSOURI  
TUESDAY, AUGUST 8, 2017  
Special Election  
28. ROSEDALE #2  
OFFICIAL RESULTS

Date: 8/11/2017  
Time: 3:01:40 PM  
Page 1/1

Registered Voters 1,925 - Total Ballots 228 : 11.84%

CHRISTIAN COUNTY QUESTION

Vote For 1			
Total Votes	221		
YES	75	33.94%	
NO	146	66.06%	

*Yes*  
*Pro Ball*  
*Carla Essick*  
*Tim Russell*

CHRISTIAN COUNTY LIBRARY QUESTION

Vote For 1			
Total Votes	227		
YES	156	68.72%	
NO	71	31.28%	

CLEVER R-V PROP. K.I.D.S.

Vote For 1			
Total Votes	0		
YES	0	0%	
NO	0	0%	

Precinct Summary Report  
SPECIAL ELECTION  
CHRISTIAN COUNTY, MISSOURI  
TUESDAY, AUGUST 8, 2017  
Special Election  
29. NORTHVIEW #2  
OFFICIAL RESULTS

Date: 8/11/2017  
Time: 3:01:40 PM  
Page 1/1

Registered Voters 1,920 - Total Ballots 226 : 11.77%

CHRISTIAN COUNTY QUESTION

Vote For 1		
Total Votes	222	
YES	60	27.03%
NO	162	72.97%

CHRISTIAN COUNTY LIBRARY QUESTION

Vote For 1		
Total Votes	226	
YES	180	79.65%
NO	46	20.35%

*[Handwritten signatures]*  
Carl E Smith  
Tom Russell

Precinct Summary Report  
SPECIAL ELECTION  
CHRISTIAN COUNTY, MISSOURI  
TUESDAY, AUGUST 8, 2017  
Special Election  
30. ROSEDALE 1B  
OFFICIAL RESULTS

Date: 8/11/2017  
Time: 3:01:40 PM  
Page 1/1


Registered Voters 2,085 - Total Ballots 255 : 12.23%

CHRISTIAN COUNTY QUESTION

Vote For 1		
Total Votes	249	
YES	78	31.33%
NO	171	68.67%

CHRISTIAN COUNTY LIBRARY QUESTION

Vote For 1		
Total Votes	255	
YES	196	76.86%
NO	59	23.14%



Carl Esch  
Jim Russell



Precinct Summary Report  
SPECIAL ELECTION  
CHRISTIAN COUNTY, MISSOURI  
TUESDAY, AUGUST 8, 2017  
Special Election  
31. RIVERSIDE #2  
OFFICIAL RESULTS

Date: 8/11/2017  
Time: 3:01:40 PM  
Page 1/1

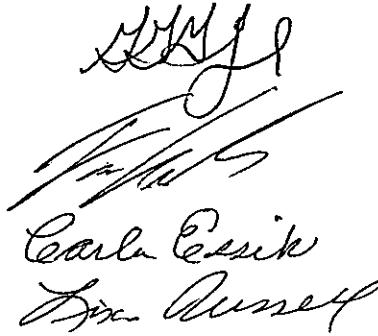
Registered Voters 2,515 - Total Ballots 243 : 9.66%

CHRISTIAN COUNTY QUESTION

Vote For 1			
Total Votes	238		
YES	77	32.35%	
NO	161	67.65%	

CHRISTIAN COUNTY LIBRARY QUESTION

Vote For 1			
Total Votes	243		
YES	160	65.84%	
NO	83	34.16%	

  
Carla Essik  
Don Auney

Precinct Summary Report  
SPECIAL ELECTION  
CHRISTIAN COUNTY, MISSOURI  
TUESDAY, AUGUST 8, 2017  
Special Election  
32. CASSIDY #2  
OFFICIAL RESULTS

Date: 8/11/2017  
Time: 3:01:41 PM  
Page 1/1

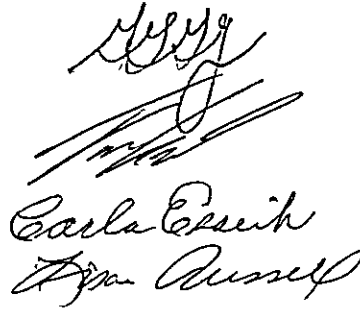
Registered Voters 3,020 - Total Ballots 262 : 8.68%

CHRISTIAN COUNTY QUESTION

Vote For 1			
Total Votes	260		
YES	71	27.31%	
NO	189	72.69%	

CHRISTIAN COUNTY LIBRARY QUESTION

Vote For 1			
Total Votes	262		
YES	195	74.43%	
NO	67	25.57%	

  
Carla Esch  
Jim Russell

Precinct Summary Report  
SPECIAL ELECTION  
CHRISTIAN COUNTY, MISSOURI  
TUESDAY, AUGUST 8, 2017  
Special Election  
33. LINCOLN #2  
OFFICIAL RESULTS

Date: 8/11/2017  
Time: 3:01:41 PM  
Page 1/1

Registered Voters 1,380 - Total Ballots 161 : 11.67%

CHRISTIAN COUNTY QUESTION

Vote For 1 Total Votes	159		
YES	80	50.31%	
NO	79	49.69%	

CHRISTIAN COUNTY LIBRARY QUESTION

Vote For 1 Total Votes	160		
YES	99	61.88%	
NO	61	38.12%	

CLEVER R-V PROP. K.I.D.S.

Vote For 1 Total Votes	157		
YES	95	60.51%	
NO	62	39.49%	

*[Handwritten signatures]*  
Carla Cassin  
Jim Russell