

Statement of Votes Cast  
 GENERAL MUNICIPAL ELECTION  
 CHRISTIAN COUNTY, MISSOURI  
 TUESDAY, APRIL 4, 2017  
 General Municipal Election April 4, 2017  
 OFFICIAL RESULTS

Date: 4/7/2017  
 Time: 12:38:29 PM

Jurisdiction Wide	Turnout	
	Reg. Voters	Ballots Cast   % Turnout
E. BENTON / 3. BRUNER Normal	235	2 0.85%
Absentee	235	-
2. WEST BENTON / 14. LINDEN Normal	1612	99 6.14%
Absentee	1612	-
4. CHADWICK / 16.S. LINN / 11. GARRISON / 25. SENECA Normal	197	55 27.92%
Absentee	197	-
5. RIVERSIDE #1 Normal	2414	322 13.34%
Absentee	2414	-
6. CASSIDY #1 Normal	2300	224 9.74%
Absentee	2300	-
7. W. FINLEY Normal	2960	263 8.89%
Absentee	2960	-
8. EAST FINLEY Normal	4250	588 13.84%
Absentee	4250	-
9. NORTH GALLOWAY Normal	2465	142 5.76%
Absentee	2465	-
10. SOUTH GALLOWAY Normal	1466	223 15.21%
Absentee	1466	-
13. LINCOLN #1 Normal	673	12 1.78%
Absentee	673	-
15 NORTH LINN Normal	720	89 12.36%
Absentee	720	-
17. MCCRACKEN Normal	1630	105 6.44%
Absentee	1630	-

*[Handwritten signature]*

*[Handwritten signature]*




*John Bruner  
 Cecil Smith*

Statement of Votes Cast  
 GENERAL MUNICIPAL ELECTION  
 CHRISTIAN COUNTY, MISSOURI  
 TUESDAY, APRIL 4, 2017  
 General Municipal Election April 4, 2017  
 OFFICIAL RESULTS

Date: 4/7/2017  
 Time: 12:38:29 PM

Turnout

	Reg. Voters	Ballots Cast	%	
			Cast	Turnout
20. POLK Normal	2042	337	16.50%	-
21 UNION CHAPEL 1 Absentee	2042	-	-	-
Normal	2860	146	5.10%	-
22. ROSEDALE #1A Absentee	2860	-	-	-
Normal	2326	118	5.07%	-
23. GARDEN GROVE Absentee	2326	-	-	-
Normal	1728	67	3.88%	-
24. NORTHVIEW #1 Absentee	1728	-	-	-
Normal	3203	143	4.46%	-
Absentee	3203	-	-	-
26. SPARTA Normal	1074	298	27.75%	-
Absentee	1074	-	-	-
29. NORTHVIEW #2 Normal	1314	76	5.78%	-
Absentee	1314	-	-	-
30. ROSEDALE 1B Normal	2114	111	5.25%	-
Absentee	2114	-	-	-
31. RIVERSIDE #2 Normal	2635	557	21.14%	-
Absentee	2635	-	-	-
32. CASSIDY #2 Normal	2922	214	7.32%	-
Absentee	2922	-	-	-
33. LINCOLN #2 Normal	1045	37	3.54%	-
Absentee	1045	-	-	-
ABSENTEE Normal	-	-	-	-
Absentee	-	419	-	-
Total	44185	4228	9.57%	-
Normal	44185	419	0.95%	-
Absentee	44185	4847	10.52%	-
Total	44185	4847	10.52%	-

  
 Tina Linnell  
  
 Paula Coombs  
  
 [unclear]

Statement of Votes Cast  
 GENERAL MUNICIPAL ELECTION  
 CHRISTIAN COUNTY, MISSOURI  
 TUESDAY, APRIL 4, 2017  
 General Municipal Election April 4, 2017  
 OFFICIAL RESULTS

Date: 4/7/2017  
 Time: 12:38:29 PM

SPARTIA ALDERMAN, WARD 1

Jurisdiction Wide	Reg. Voters	Total Votes	JARROD K.	JOSEPH A.	JENNI DAVIS	WRITE IN
			LAWSON	VALADE, JR.		
E. BENTON / 3. BRUNER						
Normal						
Absentee						
2. WEST BENTON / 14. LINDEN						
Normal						
Absentee						
4. CHADWICK/ 16.S. LINN/ 11. GARRISON/ 25. SENECA						
Normal						
Absentee						
5. RIVERSIDE #1						
Normal						
Absentee						
6. CASSIDY #1						
Normal						
Absentee						
7. W. FINLEY						
Normal						
Absentee						
8. EAST FINLEY						
Normal						
Absentee						
9. NORTH GALLOWAY						
Normal						
Absentee						
10. SOUTH GALLOWAY						
Normal						
Absentee						
13. LINCOLN #1						
Normal						
Absentee						
15 NORTH LINN						
Normal						
Absentee						
17. McCRACKEN						
Normal						
Absentee						

*John R. Smith*  
*Barla Smith*

Statement of Votes Cast  
 GENERAL MUNICIPAL ELECTION  
 CHRISTIAN COUNTY, MISSOURI  
 TUESDAY, APRIL 4, 2017  
 General Municipal Election April 4, 2017  
 OFFICIAL RESULTS

Date: 4/7/2017  
 Time: 12:38:29 PM

SPARTA ALDERMAN, WARD 1

	Reg. Voters	Total Votes	JARROD K. LAWSON	JOSEPH A. VALADE, JR.	JENNI DAVIS	WRITE IN
20. POLK Normal	-	-	-	-	-	-
Absentee	-	-	-	-	-	-
21 UNION CHAPEL 1 Normal	-	-	-	-	-	-
Absentee	-	-	-	-	-	-
22. ROSEDALE #1A Normal	-	-	-	-	-	-
Absentee	-	-	-	-	-	-
23. GARDEN GROVE Normal	-	-	-	-	-	-
Absentee	-	-	-	-	-	-
24. NORTHVIEW #1 Normal	-	-	-	-	-	-
Absentee	-	-	-	-	-	-
26. SPARTA Normal	524	162	14	43	105	0
Absentee	524	0	0	0	0	0
29. NORTHVIEW #2 Normal	-	-	-	-	-	-
Absentee	-	-	-	-	-	-
30. ROSEDALE 1B Normal	-	-	-	-	-	-
Absentee	-	-	-	-	-	-
31. RIVERSIDE #2 Normal	-	-	-	-	-	-
Absentee	-	-	-	-	-	-
32. CASSIDY #2 Normal	-	-	-	-	-	-
Absentee	-	-	-	-	-	-
33. LINCOLN #2 Normal	-	-	-	-	-	-
Absentee	-	-	-	-	-	-
ABSENTEE Normal	0	0	0	0	0	0
Absentee	0	8	0	3	5	0
Total	524	162	14	43	105	0
Absentee	524	8	0	3	5	0
Total	524	170	14	46	110	0
			8.24%	27.06%	64.71%	

*Don Brewer*  
*Paula Brewer*

Statement of Votes Cast  
 GENERAL MUNICIPAL ELECTION  
 CHRISTIAN COUNTY, MISSOURI  
 TUESDAY, APRIL 4, 2017  
 General Municipal Election April 4, 2017  
 OFFICIAL RESULTS

Date: 4/7/2017  
 Time: 12:38:29 PM

SPARTA ALDERMAN, WARD 2

NIXA MAYOR

Jurisdiction	Reg. Voters	Total Votes	SPARTA ALDERMAN, WARD 2			Reg. Voters	Total Votes	NIXA MAYOR	
			JARRETT RAY  ORG	KATHIE L.  ALMENDAREZ	WRITE IN			BRIAN  STEELE	WRITE IN
E. BENTON / 3. BRUNER Normal	.	.	.	.	.	.	.	.	.
Absentee	.	.	.	.	.	.	.	.	.
2. WEST BENTON / 14. LINDEN Normal	.	.	.	.	.	.	.	.	.
Absentee	.	.	.	.	.	.	.	.	.
4. CHADWICK/ 16.S. LINN/ 11. GARRISON/ 25. SENECA Normal	.	.	.	.	.	.	.	.	.
Absentee	.	.	.	.	.	.	.	.	.
5. RIVERSIDE #1 Normal	.	.	.	.	.	.	.	.	.
Absentee	.	.	.	.	.	.	.	.	.
6. CASSIDY #1 Normal	.	.	.	.	.	.	.	.	.
Absentee	.	.	.	.	.	.	.	.	.
7. W. FINLEY Normal	.	.	.	.	.	.	.	.	.
Absentee	.	.	.	.	.	.	.	.	.
8. EAST FINLEY Normal	.	.	.	.	.	.	.	.	.
Absentee	.	.	.	.	.	.	.	.	.
9. NORTH GALLOWAY Normal	.	.	.	.	.	.	.	.	.
Absentee	.	.	.	.	.	.	.	.	.
10. SOUTH GALLOWAY Normal	.	.	.	.	.	.	.	.	.
Absentee	.	.	.	.	.	.	.	.	.
13. LINCOLN #1 Normal	.	.	.	.	.	.	.	.	.
Absentee	.	.	.	.	.	.	.	.	.
15. NORTH LINN Normal	.	.	.	.	.	.	.	.	.
Absentee	.	.	.	.	.	.	.	.	.
17. McCRACKEN Normal	.	.	.	.	.	.	.	.	.
Absentee	.	.	.	.	.	.	.	.	.

*Debra Dumez*  
*Barbara Green*

Statement of Votes Cast  
 GENERAL MUNICIPAL ELECTION  
 CHRISTIAN COUNTY, MISSOURI  
 TUESDAY, APRIL 4, 2017  
 General Municipal Election April 4, 2017  
 OFFICIAL RESULTS

Date: 4/7/2017  
 Time: 12:38:29 PM

SPARTA ALDERMAN, WARD 2

NIXA MAYOR

	SPARTA ALDERMAN, WARD 2				NIXA MAYOR																																																
	Reg. Voters	Total Votes	JARRETT RAY ORG	KATHIE L. ALMENDAREZ	WRITE IN	Reg. Voters	Total Votes	BRIAN STEELE	WRITE IN																																												
20. POLK Normal	-	-	-	-	-	-	-	-	-																																												
Absentee	-	-	-	-	-	-	-	-	-																																												
21 UNION CHAPEL 1 Normal	-	-	-	-	-	2860	128	125	97.66%																																												
Absentee	-	-	-	-	-	2860	0	0	-																																												
22. ROSEDALE #1A Normal	-	-	-	-	-	2326	100	96	96.00%																																												
Absentee	-	-	-	-	-	2326	0	0	-																																												
23. GARDEN GROVE Normal	-	-	-	-	-	1728	51	50	98.04%																																												
Absentee	-	-	-	-	-	1728	0	0	-																																												
24. NORTHVIEW #1 Normal	-	-	-	-	-	3203	125	123	98.40%																																												
Absentee	-	-	-	-	-	3203	0	0	-																																												
26. SPARTIA Normal	550	132	73	55.30%	58	43.94%	1	0.76%	-																																												
Absentee	550	0	0	-	0	-	0	-	-																																												
29. NORTHVIEW #2 Normal	-	-	-	-	-	1314	67	65	97.01%																																												
Absentee	-	-	-	-	-	1314	0	0	-																																												
30. ROSEDALE 1B Normal	-	-	-	-	-	2114	101	98	97.03%																																												
Absentee	-	-	-	-	-	2114	0	0	-																																												
31. RIVERSIDE #2 Normal	-	-	-	-	-	-	-	-	-																																												
Absentee	-	-	-	-	-	-	-	-	-																																												
32. CASSIDY #2 Normal	-	-	-	-	-	-	-	-	-																																												
Absentee	-	-	-	-	-	-	-	-	-																																												
33. LINCOLN #2 Normal	-	-	-	-	-	-	-	-	-																																												
Absentee	-	-	-	-	-	-	-	-	-																																												
ABSENTEE Normal	0	0	0	-	0	0	0	0	-																																												
Absentee	0	2	0	-	2	100.00%	0	0	-																																												
Total	550	132	73	55.30%	58	43.94%	1	0.76%	-																																												
Absentee	550	2	0	-	2	100.00%	0	-	-																																												
Total	550	134	73	54.48%	60	44.78%	1	0.75%	-																																												
<table border="1"> <thead> <tr> <th colspan="5">SPARTA ALDERMAN, WARD 2</th> <th colspan="5">NIXA MAYOR</th> </tr> <tr> <th>Reg. Voters</th> <th>Total Votes</th> <th>JARRETT RAY ORG</th> <th>KATHIE L. ALMENDAREZ</th> <th>WRITE IN</th> <th>Reg. Voters</th> <th>Total Votes</th> <th>BRIAN STEELE</th> <th>WRITE IN</th> <th></th> </tr> </thead> <tbody> <tr> <td>13545</td> <td>572</td> <td>557</td> <td>97.38%</td> <td>15</td> <td>2.62%</td> <td>13545</td> <td>107</td> <td>106</td> <td>99.07%</td> <td>1</td> <td>0.93%</td> </tr> <tr> <td>13545</td> <td>107</td> <td>106</td> <td>99.07%</td> <td>1</td> <td>0.93%</td> <td>13545</td> <td>679</td> <td>663</td> <td>97.64%</td> <td>16</td> <td>2.36%</td> </tr> </tbody> </table>										SPARTA ALDERMAN, WARD 2					NIXA MAYOR					Reg. Voters	Total Votes	JARRETT RAY ORG	KATHIE L. ALMENDAREZ	WRITE IN	Reg. Voters	Total Votes	BRIAN STEELE	WRITE IN		13545	572	557	97.38%	15	2.62%	13545	107	106	99.07%	1	0.93%	13545	107	106	99.07%	1	0.93%	13545	679	663	97.64%	16	2.36%
SPARTA ALDERMAN, WARD 2					NIXA MAYOR																																																
Reg. Voters	Total Votes	JARRETT RAY ORG	KATHIE L. ALMENDAREZ	WRITE IN	Reg. Voters	Total Votes	BRIAN STEELE	WRITE IN																																													
13545	572	557	97.38%	15	2.62%	13545	107	106	99.07%	1	0.93%																																										
13545	107	106	99.07%	1	0.93%	13545	679	663	97.64%	16	2.36%																																										

*Dr. Jennifer H. Stalder*  
 Council

Statement of Votes Cast  
**GENERAL MUNICIPAL ELECTION**  
**CHRISTIAN COUNTY, MISSOURI**  
**TUESDAY, APRIL 4, 2017**  
 General Municipal Election April 4, 2017  
**OFFICIAL RESULTS**

Date: 4/7/2017  
 Time: 12:38:29 PM

**NIXA MUNICIPAL JUDGE**

**NIXA COUNCIL MEMBER, DISTRICT 1**

Jurisdiction Wide	Reg. Voters		Total Votes		JOEL T. HARRIS		WRITE IN		Reg. Voters		Total Votes		MATTHEW BARKER		JIMMY M. LEDBETTER, JR.		WRITE IN		
E. BENTON / 3. BRUNER	Normal	.	.	.	.	.	.	.	.	.	.	.	.	.	.	.	.	.	.
Absentee	.	.	.	.	.	.	.	.	.	.	.	.	.	.	.	.	.	.	.
2. WEST BENTON / 14. LINDEN	Normal	.	.	.	.	.	.	.	.	.	.	.	.	.	.	.	.	.	.
Absentee	.	.	.	.	.	.	.	.	.	.	.	.	.	.	.	.	.	.	.
4. CHADWICK / 16. S. LINN / 11. GARRISON / 25. SENECA	Normal	.	.	.	.	.	.	.	.	.	.	.	.	.	.	.	.	.	.
Absentee	.	.	.	.	.	.	.	.	.	.	.	.	.	.	.	.	.	.	.
5. RIVERSIDE #1	Normal	.	.	.	.	.	.	.	.	.	.	.	.	.	.	.	.	.	.
Absentee	.	.	.	.	.	.	.	.	.	.	.	.	.	.	.	.	.	.	.
6. CASSIDY #1	Normal	.	.	.	.	.	.	.	.	.	.	.	.	.	.	.	.	.	.
Absentee	.	.	.	.	.	.	.	.	.	.	.	.	.	.	.	.	.	.	.
7. W. FINLEY	Normal	.	.	.	.	.	.	.	.	.	.	.	.	.	.	.	.	.	.
Absentee	.	.	.	.	.	.	.	.	.	.	.	.	.	.	.	.	.	.	.
8. EAST FINLEY	Normal	.	.	.	.	.	.	.	.	.	.	.	.	.	.	.	.	.	.
Absentee	.	.	.	.	.	.	.	.	.	.	.	.	.	.	.	.	.	.	.
9. NORTH GALLOWAY	Normal	.	.	.	.	.	.	.	.	.	.	.	.	.	.	.	.	.	.
Absentee	.	.	.	.	.	.	.	.	.	.	.	.	.	.	.	.	.	.	.
10. SOUTH GALLOWAY	Normal	.	.	.	.	.	.	.	.	.	.	.	.	.	.	.	.	.	.
Absentee	.	.	.	.	.	.	.	.	.	.	.	.	.	.	.	.	.	.	.
13. LINCOLN #1	Normal	.	.	.	.	.	.	.	.	.	.	.	.	.	.	.	.	.	.
Absentee	.	.	.	.	.	.	.	.	.	.	.	.	.	.	.	.	.	.	.
15. NORTH LINN	Normal	.	.	.	.	.	.	.	.	.	.	.	.	.	.	.	.	.	.
Absentee	.	.	.	.	.	.	.	.	.	.	.	.	.	.	.	.	.	.	.
17. McCRACKEN	Normal	.	.	.	.	.	.	.	.	.	.	.	.	.	.	.	.	.	.
Absentee	.	.	.	.	.	.	.	.	.	.	.	.	.	.	.	.	.	.	.

*John Quincy Stubbins*  
*Paul Lewis*

Statement of Votes Cast  
 GENERAL MUNICIPAL ELECTION  
 CHRISTIAN COUNTY, MISSOURI  
 TUESDAY, APRIL 4, 2017  
 General Municipal Election April 4, 2017  
 OFFICIAL RESULTS

Date: 4/7/2017  
 Time: 12:38:29 PM

NIXA MUNICIPAL JUDGE

NIXA COUNCIL MEMBER, DISTRICT 1

	NIXA MUNICIPAL JUDGE				NIXA COUNCIL MEMBER, DISTRICT 1						
	Reg. Voters	Total Votes	JOEL T. HARRIS	WRITE IN	Reg. Voters	Total Votes	MATTHEW BARKER	JIMMY M. LEDBETTER, JR.	WRITE IN		
20. POLK Normal	-	-	-	-	-	-	-	-	-		
Absentee	-	-	-	-	-	-	-	-	-		
21 UNION CHAPEL 1 Normal	2860	124	123	99.19%	2489	100	41	41.00%	59	59.00%	0
Absentee	2860	0	0	-	2489	0	0	-	0	-	0
22. ROSEDALE #1A Normal	2326	100	97	97.00%	-	-	-	-	-	-	-
Absentee	2326	0	0	-	-	-	-	-	-	-	-
23. GARDEN GROVE Normal	1728	50	50	100.00%	-	-	-	-	-	-	-
Absentee	1728	0	0	-	-	-	-	-	-	-	-
24. NORTHVIEW #1 Normal	3203	121	121	100.00%	3203	139	14	10.07%	125	89.93%	0
Absentee	3203	0	0	-	3203	0	0	-	0	-	0
26. SPARTA Normal	-	-	-	-	-	-	-	-	-	-	-
Absentee	-	-	-	-	-	-	-	-	-	-	-
29. NORTHVIEW #2 Normal	1314	65	64	98.46%	-	-	-	-	-	-	-
Absentee	1314	0	0	-	-	-	-	-	-	-	-
30. ROSEDALE 1B Normal	2114	103	102	99.03%	-	-	-	-	-	-	-
Absentee	2114	0	0	-	-	-	-	-	-	-	-
31. RIVERSIDE #2 Normal	-	-	-	-	-	-	-	-	-	-	-
Absentee	-	-	-	-	-	-	-	-	-	-	-
32. CASSIDY #2 Normal	-	-	-	-	-	-	-	-	-	-	-
Absentee	-	-	-	-	-	-	-	-	-	-	-
33. LINCOLN #2 Normal	-	-	-	-	-	-	-	-	-	-	-
Absentee	-	-	-	-	-	-	-	-	-	-	-
ABSENTEE Normal	0	0	0	-	0	0	0	-	0	-	0
Absentee	0	105	104	99.05%	0	47	25	53.19%	22	46.81%	0
Total	13545	563	557	98.93%	5692	239	55	23.01%	184	76.99%	0
Absentee	13545	105	104	99.05%	5692	47	25	53.19%	22	46.81%	0
Total	13545	563	557	98.93%	5692	239	55	23.01%	184	76.99%	0

*Paul E. Smith*  
*Jim Barker*



Statement of Votes Cast  
 GENERAL MUNICIPAL ELECTION  
 CHRISTIAN COUNTY, MISSOURI  
 TUESDAY, APRIL 4, 2017  
 General Municipal Election April 4, 2017  
 OFFICIAL RESULTS

Date: 4/7/2017  
 Time: 12:38:29 PM

NIXA COUNCIL MEMBER, DISTRICT 3

NIXA QUESTION

Jurisdiction Wide	Reg. Voters	Total Votes	NIXA COUNCIL MEMBER, DISTRICT 3				Reg. Voters	Total Votes	NIXA QUESTION	
			DARLENE GRAHAM	CONNOR KOCH	WRITE IN	YES			NO	
E. BENTON / 3. BRUNER Normal	.	.	.	.	.	.	.	.	.	
Absentee	.	.	.	.	.	.	.	.	.	
2. WEST BENTON / 14. LINDEN Normal	.	.	.	.	.	.	.	.	.	
Absentee	.	.	.	.	.	.	.	.	.	
4. CHADWICK/ 16.S. LINN/ 11. GARRISON/ 25.SENECA Normal	.	.	.	.	.	.	.	.	.	
Absentee	.	.	.	.	.	.	.	.	.	
5. RIVERSIDE #1 Normal	.	.	.	.	.	.	.	.	.	
Absentee	.	.	.	.	.	.	.	.	.	
6. CASSIDY #1 Normal	.	.	.	.	.	.	.	.	.	
Absentee	.	.	.	.	.	.	.	.	.	
7. W. FINLEY Normal	.	.	.	.	.	.	.	.	.	
Absentee	.	.	.	.	.	.	.	.	.	
8. EAST FINLEY Normal	.	.	.	.	.	.	.	.	.	
Absentee	.	.	.	.	.	.	.	.	.	
9. NORTH GALLOWAY Normal	.	.	.	.	.	.	.	.	.	
Absentee	.	.	.	.	.	.	.	.	.	
10. SOUTH GALLOWAY Normal	.	.	.	.	.	.	.	.	.	
Absentee	.	.	.	.	.	.	.	.	.	
13. LINCOLN #1 Normal	.	.	.	.	.	.	.	.	.	
Absentee	.	.	.	.	.	.	.	.	.	
15 NORTH LINN Normal	.	.	.	.	.	.	.	.	.	
Absentee	.	.	.	.	.	.	.	.	.	
17. McCRACKEN Normal	.	.	.	.	.	.	.	.	.	
Absentee	.	.	.	.	.	.	.	.	.	

*John Burner*  
*Paula Green*

Statement of Votes Cast  
 GENERAL MUNICIPAL ELECTION  
 CHRISTIAN COUNTY, MISSOURI  
 TUESDAY, APRIL 4, 2017  
 General Municipal Election April 4, 2017  
 OFFICIAL RESULTS

Date: 4/7/2017  
 Time: 12:38:29 PM

NIXA COUNCIL MEMBER, DISTRICT 3

NIXA QUESTION

	Reg. Voters	Total Votes	DARLENE GRAHAM		CONNOR KOCH		WRITE IN	Reg. Voters	Total Votes	YES		NO		
			Votes	%	Votes	%				Votes	%			
20. POLK Normal	-	-	-	-	-	-	-	-	-	-	-	-		
Absentee	-	-	-	-	-	-	-	-	-	-	-	-		
21 UNION CHAPEL 1 Normal	-	-	-	-	-	-	-	-	-	-	-	-		
Absentee	-	-	-	-	-	-	-	-	-	-	-	-		
22. ROSEDALE #1A Normal	2326	110	84	76.36%	25	22.73%	1	0.91%	2326	118	27	22.88%	91	77.12%
Absentee	2326	0	0	-	0	-	0	-	2326	0	0	-	0	-
23. GARDEN GROVE Normal	-	-	-	-	-	-	-	-	-	-	-	-	-	-
Absentee	-	-	-	-	-	-	-	-	-	-	-	-	-	-
24. NORTHVIEW #1 Normal	-	-	-	-	-	-	-	-	1728	66	12	18.18%	54	81.82%
Absentee	-	-	-	-	-	-	-	-	1728	0	0	-	0	-
26. SPARTA Normal	-	-	-	-	-	-	-	-	3203	142	28	19.72%	114	80.28%
Absentee	-	-	-	-	-	-	-	-	3203	0	0	-	0	-
29. NORTHVIEW #2 Normal	-	-	-	-	-	-	-	-	-	-	-	-	-	-
Absentee	-	-	-	-	-	-	-	-	-	-	-	-	-	-
30. ROSEDALE 1B Normal	1814	93	74	79.57%	19	20.43%	0	-	1314	76	24	31.58%	52	68.42%
Absentee	1814	0	0	-	0	-	0	-	1314	0	0	-	0	-
31. RIVERSIDE #2 Normal	-	-	-	-	-	-	-	-	2114	108	21	19.44%	87	80.56%
Absentee	-	-	-	-	-	-	-	-	2114	0	0	-	0	-
32. CASSIDY #2 Normal	-	-	-	-	-	-	-	-	-	-	-	-	-	-
Absentee	-	-	-	-	-	-	-	-	-	-	-	-	-	-
33. LINCOLN #2 Normal	-	-	-	-	-	-	-	-	-	-	-	-	-	-
Absentee	-	-	-	-	-	-	-	-	-	-	-	-	-	-
ABSENTEE Normal	0	0	0	0.00%	0	0.00%	0	0.00%	0	0	0	0.00%	0	0.00%
Absentee	0	20	16	80.00%	4	20.00%	0	-	0	118	37	31.36%	81	68.64%
Total	3940	203	158	77.83%	44	21.87%	1	0.49%	13545	655	150	22.90%	505	77.10%
Absentee	3940	20	16	80.00%	4	20.00%	0	-	13545	118	37	31.36%	81	68.64%
Total	3940	223	174	78.03%	48	21.52%	1	0.45%	13545	773	187	24.19%	586	75.81%

*Paul Evers*  
*Paul Evers*

Statement of Votes Cast  
 GENERAL MUNICIPAL ELECTION  
 CHRISTIAN COUNTY, MISSOURI  
 TUESDAY, APRIL 4, 2017  
 General Municipal Election April 4, 2017  
 OFFICIAL RESULTS

Date: 4/7/2017  
 Time: 12:38:29 PM

LOGAN-ROGERSVILLE R-VIII SCHOOL BOARD MEMBERS

Jurisdiction Wide	Reg. Voters	Total Votes	CHANCE DUKEWITS	DAVID WAYNE IPOCK	WANDA COWAN	JEFFREY WAYNE BARTEAU	TYLER JAMES	JASON R. CAMPBELL	CHRIS HAGER	WRITE IN
E. BENTON / 3. BRUNER	Normal	110	5	0	2	0	1	2	0	0
Absentee	110	0	0	0	0	0	0	0	0	0
2. WEST BENTON / 14. LINDEN	Normal	1141	204	31	26	28	15	21	39	4
Absentee	1141	0	19.61%	15.20%	12.75%	13.73%	7.35%	10.29%	19.12%	1.96%
4. CHADWICK/ 16.S. LINN/ 11. GARRISON/ 25. SENECA	Normal	-	-	-	-	-	-	-	-	-
Absentee	-	-	-	-	-	-	-	-	-	-
5. RIVERSIDE #1	Normal	42	3	0	1	0	1	0	1	0
Absentee	42	0	0	0	33.33%	0	33.33%	0	33.33%	0
6. CASSIDY #1	Normal	-	-	-	-	-	-	-	-	-
Absentee	-	-	-	-	-	-	-	-	-	-
7. W. FINLEY	Normal	-	-	-	-	-	-	-	-	-
Absentee	-	-	-	-	-	-	-	-	-	-
8. EAST FINLEY	Normal	-	-	-	-	-	-	-	-	-
Absentee	-	-	-	-	-	-	-	-	-	-
9. NORTH GALLOWAY	Normal	-	-	-	-	-	-	-	-	-
Absentee	-	-	-	-	-	-	-	-	-	-
10. SOUTH GALLOWAY	Normal	-	-	-	-	-	-	-	-	-
Absentee	-	-	-	-	-	-	-	-	-	-
13. LINCOLN #1	Normal	-	-	-	-	-	-	-	-	-
Absentee	-	-	-	-	-	-	-	-	-	-
15. NORTH LINN	Normal	-	-	-	-	-	-	-	-	-
Absentee	-	-	-	-	-	-	-	-	-	-
17. McCRACKEN	Normal	-	-	-	-	-	-	-	-	-
Absentee	-	-	-	-	-	-	-	-	-	-

*Donna Luann Goble Gault*

*Attest*

Statement of Votes Cast  
 GENERAL MUNICIPAL ELECTION  
 CHRISTIAN COUNTY, MISSOURI  
 TUESDAY, APRIL 4, 2017  
 General Municipal Election April 4, 2017  
 OFFICIAL RESULTS

Date: 4/7/2017  
 Time: 12:38:29 PM

LOGAN-ROGERSVILLE R-VIII SCHOOL BOARD MEMBERS

	Reg. Voters	Total	CHANCE		DAVID		JEFFREY		TYLER JAMES		JASON R.		CHRIS		WRITE IN
			Votes	DUKEWITS	WAYNE	IPOCK	WAYNE	BARTEAU	JAMES	CAMPBELL	HAGER				
20. POLK Normal	-	-	-	-	-	-	-	-	-	-	-	-	-	-	-
Absentee	-	-	-	-	-	-	-	-	-	-	-	-	-	-	-
21 UNION CHAPEL 1 Normal	-	-	-	-	-	-	-	-	-	-	-	-	-	-	-
Absentee	-	-	-	-	-	-	-	-	-	-	-	-	-	-	-
22. ROSEDALE #1A Normal	-	-	-	-	-	-	-	-	-	-	-	-	-	-	-
Absentee	-	-	-	-	-	-	-	-	-	-	-	-	-	-	-
23. GARDEN GROVE Normal	-	-	-	-	-	-	-	-	-	-	-	-	-	-	-
Absentee	-	-	-	-	-	-	-	-	-	-	-	-	-	-	-
24. NORTHVIEW #1 Normal	-	-	-	-	-	-	-	-	-	-	-	-	-	-	-
Absentee	-	-	-	-	-	-	-	-	-	-	-	-	-	-	-
26. SPARTA Normal	-	-	-	-	-	-	-	-	-	-	-	-	-	-	-
Absentee	-	-	-	-	-	-	-	-	-	-	-	-	-	-	-
29. NORTHVIEW #2 Normal	-	-	-	-	-	-	-	-	-	-	-	-	-	-	-
Absentee	-	-	-	-	-	-	-	-	-	-	-	-	-	-	-
30. ROSEDALE 1B Normal	-	-	-	-	-	-	-	-	-	-	-	-	-	-	-
Absentee	-	-	-	-	-	-	-	-	-	-	-	-	-	-	-
31. RIVERSIDE #2 Normal	-	-	-	-	-	-	-	-	-	-	-	-	-	-	-
Absentee	-	-	-	-	-	-	-	-	-	-	-	-	-	-	-
32. CASSIDY #2 Normal	-	-	-	-	-	-	-	-	-	-	-	-	-	-	-
Absentee	-	-	-	-	-	-	-	-	-	-	-	-	-	-	-
33. LINCOLN #2 Normal	-	-	-	-	-	-	-	-	-	-	-	-	-	-	-
Absentee	-	-	-	-	-	-	-	-	-	-	-	-	-	-	-
ABSENTEE	0	0	0	0	0	0	0	0	0	0	0	0	0	0	0
Normal	0	0	0	0	0	0	0	0	0	0	0	0	0	0	0
Absentee	0	20	4	20.00%	2	10.00%	5	25.00%	1	5.00%	1	5.00%	5	25.00%	0
Total	1293	212	40	18.87%	31	14.62%	29	13.68%	28	13.21%	17	8.02%	23	10.85%	40
Absentee	1293	20	4	20.00%	2	10.00%	5	25.00%	1	5.00%	2	10.00%	1	5.00%	5
Total	1293	232	44	18.97%	33	14.22%	34	14.66%	29	12.50%	19	8.19%	24	10.34%	45
															4
															1.72%

*For Canvass: David Dukewits*  
*Barry Wayne Ipoock*

Statement of Votes Cast  
 GENERAL MUNICIPAL ELECTION  
 CHRISTIAN COUNTY, MISSOURI  
 TUESDAY, APRIL 4, 2017  
 General Municipal Election April 4, 2017  
 OFFICIAL RESULTS

Date: 4/7/2017  
 Time: 12:38:29 PM

FORDLAND R-III SCHOOL BOARD MEMBERS

Jurisdiction Wide	Reg. Voters	Total Votes	SCOTT BAILEY		SHELL SHORT		JOSH BURKS		PAUL M SOUTHARD		WRITE IN
E. BENTON / 3. BRUNER Normal	114	0	0	0	0	0	0	0	0	0	0
Absentee	114	0	0	0	0	0	0	0	0	0	0
2. WEST BENTON / 14. LINDEN Normal	-	-	-	-	-	-	-	-	-	-	-
Absentee	-	-	-	-	-	-	-	-	-	-	-
4. CHADWICK/ 16.S. LINN/ 11. GARRISON/ 25. SENECA Normal	-	-	-	-	-	-	-	-	-	-	-
Absentee	-	-	-	-	-	-	-	-	-	-	-
5. RIVERSIDE #1 Normal	-	-	-	-	-	-	-	-	-	-	-
Absentee	-	-	-	-	-	-	-	-	-	-	-
6. CASSIDY #1 Normal	-	-	-	-	-	-	-	-	-	-	-
Absentee	-	-	-	-	-	-	-	-	-	-	-
7. W. FINLEY Normal	-	-	-	-	-	-	-	-	-	-	-
Absentee	-	-	-	-	-	-	-	-	-	-	-
8. EAST FINLEY Normal	-	-	-	-	-	-	-	-	-	-	-
Absentee	-	-	-	-	-	-	-	-	-	-	-
9. NORTH GALLOWAY Normal	-	-	-	-	-	-	-	-	-	-	-
Absentee	-	-	-	-	-	-	-	-	-	-	-
10. SOUTH GALLOWAY Normal	-	-	-	-	-	-	-	-	-	-	-
Absentee	-	-	-	-	-	-	-	-	-	-	-
13. LINCOLN #1 Normal	-	-	-	-	-	-	-	-	-	-	-
Absentee	-	-	-	-	-	-	-	-	-	-	-
15 NORTH LINN Normal	-	-	-	-	-	-	-	-	-	-	-
Absentee	-	-	-	-	-	-	-	-	-	-	-
17. McCRACKEN Normal	-	-	-	-	-	-	-	-	-	-	-
Absentee	-	-	-	-	-	-	-	-	-	-	-

*John Bruner*  
*Paul Burks*

Statement of Votes Cast  
 GENERAL MUNICIPAL ELECTION  
 CHRISTIAN COUNTY, MISSOURI  
 TUESDAY, APRIL 4, 2017  
 General Municipal Election April 4, 2017  
 OFFICIAL RESULTS

Date: 4/7/2017  
 Time: 12:38:29 PM

FORDLAND R-III SCHOOL BOARD MEMBERS

	Reg. Voters	Total Votes	SCOTT BAILEY	SHELL SHORT	JOSH BURKS	PAUL M. SOUTHARD	WRITE IN
20. POLK Normal	-	-	-	-	-	-	-
Absentee	-	-	-	-	-	-	-
21 UNION CHAPEL 1 Normal	-	-	-	-	-	-	-
Absentee	-	-	-	-	-	-	-
22. ROSEDALE #1A Normal	-	-	-	-	-	-	-
Absentee	-	-	-	-	-	-	-
23. GARDEN GROVE Normal	-	-	-	-	-	-	-
Absentee	-	-	-	-	-	-	-
24. NORTHVIEW #1 Normal	-	-	-	-	-	-	-
Absentee	-	-	-	-	-	-	-
26. SPARTA Normal	-	-	-	-	-	-	-
Absentee	-	-	-	-	-	-	-
29. NORTHVIEW #2 Normal	-	-	-	-	-	-	-
Absentee	-	-	-	-	-	-	-
30. ROSEDALE 1B Normal	-	-	-	-	-	-	-
Absentee	-	-	-	-	-	-	-
31. RIVERSIDE #2 Normal	-	-	-	-	-	-	-
Absentee	-	-	-	-	-	-	-
32. CASSIDY #2 Normal	-	-	-	-	-	-	-
Absentee	-	-	-	-	-	-	-
33. LINCOLN #2 Normal	-	-	-	-	-	-	-
Absentee	-	-	-	-	-	-	-
ABSENTEE	0	0	0	0	0	0	0
Normal	0	0	0	0	0	0	0
Absentee	0	0	0	0	0	0	0
Total	114	114	0	0	0	0	0
Normal	114	114	0	0	0	0	0
Absentee	0	0	0	0	0	0	0
Total	114	114	0	0	0	0	0

*Tracy Krummel*  
*Paula Gamm*

Statement of Votes Cast  
 GENERAL MUNICIPAL ELECTION  
 CHRISTIAN COUNTY, MISSOURI  
 TUESDAY, APRIL 4, 2017  
 General Municipal Election April 4, 2017  
 OFFICIAL RESULTS

Date: 4/7/2017  
 Time: 12:38:29 PM

AVA R-1 SCHOOL BOARD MEMBERS

Jurisdiction Wide	Reg. Voters	Total Voters	MARSHA ABORN	MICHAEL STEWART	RANDY SPURLOCK	JOHNNY L. BURKDOLL	KENNETH "KENNY" FLEETWOOD	WRITE IN
E. BENTON / 3. BRUNER Normal	11	0	0	0	0	0	0	0
Absentee	11	0	0	0	0	0	0	0
2. WEST BENTON / 14. LINDEN Normal	-	-	-	-	-	-	-	-
Absentee	-	-	-	-	-	-	-	-
4. CHADWICK / 16. S. LINN / 11. GARRISON / 25. SENECA Normal	-	-	-	-	-	-	-	-
Absentee	-	-	-	-	-	-	-	-
5. RIVERSIDE #1 Normal	-	-	-	-	-	-	-	-
Absentee	-	-	-	-	-	-	-	-
6. CASSIDY #1 Normal	-	-	-	-	-	-	-	-
Absentee	-	-	-	-	-	-	-	-
7. W. FINLEY Normal	-	-	-	-	-	-	-	-
Absentee	-	-	-	-	-	-	-	-
8. EAST FINLEY Normal	-	-	-	-	-	-	-	-
Absentee	-	-	-	-	-	-	-	-
9. NORTH GALLOWAY Normal	-	-	-	-	-	-	-	-
Absentee	-	-	-	-	-	-	-	-
10. SOUTH GALLOWAY Normal	-	-	-	-	-	-	-	-
Absentee	-	-	-	-	-	-	-	-
13. LINCOLN #1 Normal	-	-	-	-	-	-	-	-
Absentee	-	-	-	-	-	-	-	-
15. NORTH LINN Normal	-	-	-	-	-	-	-	-
Absentee	-	-	-	-	-	-	-	-
17. MCCrackEN Normal	-	-	-	-	-	-	-	-
Absentee	-	-	-	-	-	-	-	-

*John Bruner*  
*Carol Coombs*  
*Mark Stewart*

Statement of Votes Cast  
 GENERAL MUNICIPAL ELECTION  
 CHRISTIAN COUNTY, MISSOURI  
 TUESDAY, APRIL 4, 2017  
 General Municipal Election April 4, 2017  
 OFFICIAL RESULTS

Date: 4/7/2017  
 Time: 12:38:29 PM

AVA R-I SCHOOL BOARD MEMBERS

	Reg. Voters	Total Votes	MARSHA ABORN	MICHAEL STEWART	RANDY SPURLOCK	JOHNNY L. BURKDOLL	KENNETH "KENNY" FLEETWOOD	WRITE IN
20. POLK Normal	-	-	-	-	-	-	-	-
Absentee	-	-	-	-	-	-	-	-
21 UNION CHAPEL 1 Normal	-	-	-	-	-	-	-	-
Absentee	-	-	-	-	-	-	-	-
22. ROSEDALE #1A Normal	-	-	-	-	-	-	-	-
Absentee	-	-	-	-	-	-	-	-
23. GARDEN GROVE Normal	-	-	-	-	-	-	-	-
Absentee	-	-	-	-	-	-	-	-
24. NORTHVIEW #1 Normal	-	-	-	-	-	-	-	-
Absentee	-	-	-	-	-	-	-	-
26. SPARTA Normal	-	-	-	-	-	-	-	-
Absentee	-	-	-	-	-	-	-	-
29. NORTHVIEW #2 Normal	-	-	-	-	-	-	-	-
Absentee	-	-	-	-	-	-	-	-
30. ROSEDALE 1B Normal	-	-	-	-	-	-	-	-
Absentee	-	-	-	-	-	-	-	-
31. RIVERSIDE #2 Normal	-	-	-	-	-	-	-	-
Absentee	-	-	-	-	-	-	-	-
32. CASSIDY #2 Normal	-	-	-	-	-	-	-	-
Absentee	-	-	-	-	-	-	-	-
33. LINCOLN #2 Normal	-	-	-	-	-	-	-	-
Absentee	-	-	-	-	-	-	-	-
ABSENTEE	0	0	0	0	0	0	0	0
Normal	0	3	33.33%	0	1	33.33%	0	0
Absentee	0	3	33.33%	0	1	33.33%	0	0
Total	11	0	0	0	0	0	0	0
Normal	11	3	33.33%	0	1	33.33%	0	0
Absentee	11	3	33.33%	0	1	33.33%	0	0
Total	11	3	33.33%	0	1	33.33%	0	0

*John Lundy*  
*Carol Eberhart*  
*Michelle Lundy*



Statement of Votes Cast  
 GENERAL MUNICIPAL ELECTION  
 CHRISTIAN COUNTY, MISSOURI  
 TUESDAY, APRIL 4, 2017  
 General Municipal Election April 4, 2017  
 OFFICIAL RESULTS

Date: 4/7/2017  
 Time: 12:38:29 PM

CHRISTIAN CO. R-VI SCHOOL BOARD MEMBERS

Jurisdiction	Reg. Voters	Total Votes	SHANE L NELSON	TOM BASS	JOEY MILLS	JEFF LANNEY	WRITE IN
E. BENTON / 3. BRUNER	Normal	-	-	-	-	-	-
Absentee	-	-	-	-	-	-	-
2. WEST BENTON / 14. LINDEN	Normal	471	15 30.00%	13 26.00%	9 18.00%	13 26.00%	0 0
Absentee	471	0	0	0	0	0	0
4. CHADWICK / 16.S. LINN/ 11. GARRISON/ 25. SENECA	Normal	-	-	-	-	-	-
Absentee	-	-	-	-	-	-	-
5. RIVERSIDE #1	Normal	2372	170 26.40%	154 23.91%	151 23.45%	165 25.62%	4 0.52%
Absentee	2372	0	0	0	0	0	0
6. CASSIDY #1	Normal	2294	115 25.44%	115 25.44%	107 23.67%	112 24.78%	3 0.66%
Absentee	2294	0	0	0	0	0	0
7. W. FINLEY	Normal	2814	123 22.74%	147 27.17%	127 23.48%	141 26.06%	3 0.55%
Absentee	2814	0	0	0	0	0	0
8. EAST FINLEY	Normal	4250	321 25.76%	324 26.00%	275 22.07%	322 25.84%	4 0.32%
Absentee	4250	0	0	0	0	0	0
9. NORTH GALLOWAY	Normal	631	7 21.21%	10 30.30%	10 30.30%	6 18.18%	0 0
Absentee	631	0	0	0	0	0	0
10. SOUTH GALLOWAY	Normal	-	-	-	-	-	-
Absentee	-	-	-	-	-	-	-
13. LINCOLN #1	Normal	-	-	-	-	-	-
Absentee	-	-	-	-	-	-	-
15 NORTH LINN	Normal	715	44 23.28%	46 24.34%	51 26.98%	47 24.87%	1 0.53%
Absentee	715	0	0	0	0	0	0
17. McCracken	Normal	1306	52 22.81%	62 27.19%	51 22.37%	62 27.19%	1 0.44%
Absentee	1306	0	0	0	0	0	0

*For Minutes*  
*Carol Bruner*  
*XXXXXX*

Statement of Votes Cast  
 GENERAL MUNICIPAL ELECTION  
 CHRISTIAN COUNTY, MISSOURI  
 TUESDAY, APRIL 4, 2017  
 General Municipal Election April 4, 2017  
 OFFICIAL RESULTS

Date: 4/7/2017  
 Time: 12:38:29 PM

CHRISTIAN CO. R-VI SCHOOL BOARD MEMBERS

	Reg. Voters	Total Votes	SHANE L NELSON	TOM BASS	JOEY MILLS	JEFF LANNEY	WRITE IN
20. POLK Normal	-	-	-	-	-	-	-
Absentee	-	-	-	-	-	-	-
21 UNION CHAPEL 1 Normal	-	-	-	-	-	-	-
Absentee	-	-	-	-	-	-	-
22. ROSEDALE #1A Normal	-	-	-	-	-	-	-
Absentee	-	-	-	-	-	-	-
23. GARDEN GROVE Normal	-	-	-	-	-	-	-
Absentee	-	-	-	-	-	-	-
24. NORTHVIEW #1 Normal	-	-	-	-	-	-	-
Absentee	-	-	-	-	-	-	-
26. SPARTA Normal	-	-	-	-	-	-	-
Absentee	-	-	-	-	-	-	-
29. NORTHVIEW #2 Normal	-	-	-	-	-	-	-
Absentee	-	-	-	-	-	-	-
30. ROSEDALE 1B Normal	-	-	-	-	-	-	-
Absentee	-	-	-	-	-	-	-
31. RIVERSIDE #2 Normal	2635	1111	287	262	236	318	8
Absentee	2635	0	0	0	0	0	0
32. CASSIDY #2 Normal	2911	435	119	105	93	110	8
Absentee	2911	0	0	0	0	0	0
33. LINCOLN #2 Normal	-	-	-	-	-	-	-
Absentee	-	-	-	-	-	-	-
ABSENTEE Normal	0	0	0	0	0	0	0
Absentee	0	422	117	100	91	111	3
Total	20399	4929	1253	1238	1110	1296	32
Absentee	20399	422	117	100	91	111	3
Total	20399	5351	1370	1338	1201	1407	35
			25.60%	25.00%	22.44%	26.29%	0.65%

*Joe Linnell*  
*Chris Egan*

Statement of Votes Cast  
 GENERAL MUNICIPAL ELECTION  
 CHRISTIAN COUNTY, MISSOURI  
 TUESDAY, APRIL 4, 2017  
 General Municipal Election April 4, 2017  
 OFFICIAL RESULTS

Date: 4/7/2017  
 Time: 12:38:29 PM

SPOKANE R-VII SCHOOL BOARD MEMBERS

Jurisdiction Wide	Reg. Voters	Total Votes	DOUG GODDARD	MICHAEL P. MCCLURE	JOSH TATE	SCOTT WINFIELD MOORE	JARED RHOADES	AARON RICKARD	RON WOOTEN	JANA (BILYEU) VAN LOAN								
E. BENTON / 3. BRUNER Normal	-	-	-	-	-	-	-	-	-	-								
Absentee	-	-	-	-	-	-	-	-	-	-								
2. WEST BENTON / 14. LINDEN Normal	-	-	-	-	-	-	-	-	-	-								
Absentee	-	-	-	-	-	-	-	-	-	-								
4. CHADWICK/ 16.S. LINN/ 11. GARRISON/ 25. SENECA Normal	-	-	-	-	-	-	-	-	-	-								
Absentee	-	-	-	-	-	-	-	-	-	-								
5. RIVERSIDE #1 Normal	-	-	-	-	-	-	-	-	-	-								
Absentee	-	-	-	-	-	-	-	-	-	-								
6. CASSIDY #1 Normal	-	-	-	-	-	-	-	-	-	-								
Absentee	-	-	-	-	-	-	-	-	-	-								
7. W. FINLEY Normal	-	-	-	-	-	-	-	-	-	-								
Absentee	-	-	-	-	-	-	-	-	-	-								
8. EAST FINLEY Normal	-	-	-	-	-	-	-	-	-	-								
Absentee	-	-	-	-	-	-	-	-	-	-								
9. NORTH GALLOWAY Normal	1784	370	18	4.86%	64	17.30%	50	13.51%	22	5.95%	30	8.11%	62	16.76%	28	7.57%	36	9.73%
Absentee	1784	0	0	-	0	-	0	-	0	-	0	-	0	-	0	-	0	-
10. SOUTH GALLOWAY Normal	1466	565	14	2.48%	103	18.23%	89	15.75%	25	4.42%	57	10.09%	88	15.58%	18	3.19%	72	12.74%
Absentee	1466	0	0	-	0	-	0	-	0	-	0	-	0	-	0	-	0	-
13. LINCOLN #1 Normal	-	-	-	-	-	-	-	-	-	-	-	-	-	-	-	-	-	-
Absentee	-	-	-	-	-	-	-	-	-	-	-	-	-	-	-	-	-	-
15 NORTH LINN Normal	5	0	0	-	0	-	0	-	0	-	0	-	0	-	0	-	0	-
Absentee	5	0	0	-	0	-	0	-	0	-	0	-	0	-	0	-	0	-
17. MCCrackEN Normal	-	-	-	-	-	-	-	-	-	-	-	-	-	-	-	-	-	-
Absentee	-	-	-	-	-	-	-	-	-	-	-	-	-	-	-	-	-	-

*Miss Russell*  
*Carol Evans*

Statement of Votes Cast  
 GENERAL MUNICIPAL ELECTION  
 CHRISTIAN COUNTY, MISSOURI  
 TUESDAY, APRIL 4, 2017  
 General Municipal Election April 4, 2017  
 OFFICIAL RESULTS

Date: 4/7/2017  
 Time: 12:38:29 PM

SPOKANE R-VII SCHOOL BOARD MEMBERS

	Reg. Voters	Total Votes	DOUG GODDARD	MICHAEL P. McCLURE	JOSH TATE	SCOTT WINFIELD MOORE	JARED RHOADES	AARON RICKARD	RON WOOTEN	JANA (BILYEU) VAN LOAN
20. POLK Normal	-	-	-	-	-	-	-	-	-	-
Absentee	-	-	-	-	-	-	-	-	-	-
21 UNION CHAPEL 1 Normal	-	-	-	-	-	-	-	-	-	-
Absentee	-	-	-	-	-	-	-	-	-	-
22. ROSEDALE #1A Normal	-	-	-	-	-	-	-	-	-	-
Absentee	-	-	-	-	-	-	-	-	-	-
23. GARDEN GROVE Normal	-	-	-	-	-	-	-	-	-	-
Absentee	-	-	-	-	-	-	-	-	-	-
24. NORTHVIEW #1 Normal	-	-	-	-	-	-	-	-	-	-
Absentee	-	-	-	-	-	-	-	-	-	-
26. SPARTA Normal	-	-	-	-	-	-	-	-	-	-
Absentee	-	-	-	-	-	-	-	-	-	-
29. NORTHVIEW #2 Normal	-	-	-	-	-	-	-	-	-	-
Absentee	-	-	-	-	-	-	-	-	-	-
30. ROSEDALE 1B Normal	-	-	-	-	-	-	-	-	-	-
Absentee	-	-	-	-	-	-	-	-	-	-
31. RIVERSIDE #2 Normal	-	-	-	-	-	-	-	-	-	-
Absentee	-	-	-	-	-	-	-	-	-	-
32. CASSIDY #2 Normal	-	-	-	-	-	-	-	-	-	-
Absentee	-	-	-	-	-	-	-	-	-	-
33. LINCOLN #2 Normal	-	-	-	-	-	-	-	-	-	-
Absentee	-	-	-	-	-	-	-	-	-	-
ABSENTEE Normal	0	0	0	0	0	0	0	0	0	0
Absentee	0	129	6	4.65%	25	19.38%	11	8.53%	13	10.08%
Total	3255	935	32	3.42%	167	17.86%	139	14.87%	47	5.03%
Absentee	3255	129	6	4.65%	25	19.38%	11	8.53%	13	10.08%
Total	3255	1064	38	3.57%	192	18.05%	150	14.10%	60	5.64%
			94	8.83%	166	15.60%	61	5.73%	126	11.84%

*Spa Russell*

*Spa Russell*

*Spa Russell*

Statement of Votes Cast  
 GENERAL MUNICIPAL ELECTION  
 CHRISTIAN COUNTY, MISSOURI  
 TUESDAY, APRIL 4, 2017  
 General Municipal Election April 4, 2017  
 OFFICIAL RESULTS

Date: 4/7/2017  
 Time: 12:38:29 PM

SPOKANE R-VII SCHOOL BOARD MEMBERS

Jurisdiction Wide	Reg. Voters	Total Votes	JONATHAN CAULEY		CHARLES ROTT		WRITE IN
			Votes	Percentage	Votes	Percentage	
E. BENTON / 3. BRUNER	-	-	-	-	-	-	-
Normal	-	-	-	-	-	-	-
Absentee	-	-	-	-	-	-	-
2. WEST BENTON / 14. LINDEN	-	-	-	-	-	-	-
Normal	-	-	-	-	-	-	-
Absentee	-	-	-	-	-	-	-
4. CHADWICK / 16. S. LINN / 11. GARRISON / 25. SENECA	-	-	-	-	-	-	-
Normal	-	-	-	-	-	-	-
Absentee	-	-	-	-	-	-	-
5. RIVERSIDE #1	-	-	-	-	-	-	-
Normal	-	-	-	-	-	-	-
Absentee	-	-	-	-	-	-	-
6. CASSIDY #1	-	-	-	-	-	-	-
Normal	-	-	-	-	-	-	-
Absentee	-	-	-	-	-	-	-
7. W. FINLEY	-	-	-	-	-	-	-
Normal	-	-	-	-	-	-	-
Absentee	-	-	-	-	-	-	-
8. EAST FINLEY	-	-	-	-	-	-	-
Normal	-	-	-	-	-	-	-
Absentee	-	-	-	-	-	-	-
9. NORTH GALLOWAY	1784	370	23	6.22%	37	10.00%	0
Normal	1784	0	0	-	0	-	0
Absentee	-	-	-	-	-	-	-
10. SOUTH GALLOWAY	1486	565	37	6.55%	59	10.44%	3
Normal	1486	0	0	-	0	-	0
Absentee	-	-	-	-	-	-	-
13. LINCOLN #1	-	-	-	-	-	-	-
Normal	-	-	-	-	-	-	-
Absentee	-	-	-	-	-	-	-
15. NORTH LINN	5	0	0	-	0	-	0
Normal	5	0	0	-	0	-	0
Absentee	-	-	-	-	-	-	-
17. McCracken	-	-	-	-	-	-	-
Normal	-	-	-	-	-	-	-
Absentee	-	-	-	-	-	-	-

*John Russell*  
 Clerk of Board  
 Spokane R-VII School Board

Statement of Votes Cast  
 GENERAL MUNICIPAL ELECTION  
 CHRISTIAN COUNTY, MISSOURI  
 TUESDAY, APRIL 4, 2017  
 General Municipal Election April 4, 2017  
 OFFICIAL RESULTS

Date: 4/7/2017  
 Time: 12:38:29 PM

SPOKANE R-VII SCHOOL BOARD MEMBERS

	Reg. Voters	Total Votes	JONATHAN CAULEY		CHARLES RIOTT		WRITE IN
			Votes	%	Votes	%	
20. POLK Normal	-	-	-	-	-	-	-
Absentee	-	-	-	-	-	-	-
21 UNION CHAPEL 1 Normal	-	-	-	-	-	-	-
Absentee	-	-	-	-	-	-	-
22. ROSEDALE #1A Normal	-	-	-	-	-	-	-
Absentee	-	-	-	-	-	-	-
23. GARDEN GROVE Normal	-	-	-	-	-	-	-
Absentee	-	-	-	-	-	-	-
24. NORTHVIEW #1 Normal	-	-	-	-	-	-	-
Absentee	-	-	-	-	-	-	-
26. SPARTA Normal	-	-	-	-	-	-	-
Absentee	-	-	-	-	-	-	-
29. NORTHVIEW #2 Normal	-	-	-	-	-	-	-
Absentee	-	-	-	-	-	-	-
30. ROSEDALE 1B Normal	-	-	-	-	-	-	-
Absentee	-	-	-	-	-	-	-
31. RIVERSIDE #2 Normal	-	-	-	-	-	-	-
Absentee	-	-	-	-	-	-	-
32. CASSIDY #2 Normal	-	-	-	-	-	-	-
Absentee	-	-	-	-	-	-	-
33. LINCOLN #2 Normal	-	-	-	-	-	-	-
Absentee	-	-	-	-	-	-	-
ABSENTEE Normal	0	0	0	-	0	-	-
Absentee	0	129	8	6.20%	10	7.75%	0
Total	3255	935	60	6.42%	96	10.27%	3
Absentee	3255	129	8	6.20%	10	7.75%	0
Total	3255	1064	68	6.39%	106	9.96%	3
							0.28%

*Eric Linnell*  
*Carol Coan*

Statement of Votes Cast  
 GENERAL MUNICIPAL ELECTION  
 CHRISTIAN COUNTY, MISSOURI  
 TUESDAY, APRIL 4, 2017  
 General Municipal Election April 4, 2017  
 OFFICIAL RESULTS

Date: 4/7/2017  
 Time: 12:38:29 PM

BRADLEYVILLE R-1 SCHOOL BOARD MEMBERS

Jurisdiction Wide	Reg. Voters	Total Votes	RYAN MELTON	CODY ROGERS	DUSTIN R McHAFFIE	JEREMIAH JUSSEL	WRITE IN
E. BENTON / 3. BRUNER	Normal	-	-	-	-	-	-
Absentee	-	-	-	-	-	-	-
2. WEST BENTON / 14. LINDEN	Normal	-	-	-	-	-	-
Absentee	-	-	-	-	-	-	-
4. CHADWICK/ 16.S. LINN/ 11. GARRISON/ 25. SENECA	Normal	54	36	11	30.56%	10	27.78%
Absentee	54	0	0	0	0	4	11.11%
5. RIVERSIDE #1	Normal	-	-	-	-	-	-
Absentee	-	-	-	-	-	-	-
6. CASSIDY #1	Normal	-	-	-	-	-	-
Absentee	-	-	-	-	-	-	-
7. W. FINLEY	Normal	-	-	-	-	-	-
Absentee	-	-	-	-	-	-	-
8. EAST FINLEY	Normal	-	-	-	-	-	-
Absentee	-	-	-	-	-	-	-
9. NORTH GALLOWAY	Normal	-	-	-	-	-	-
Absentee	-	-	-	-	-	-	-
10. SOUTH GALLOWAY	Normal	-	-	-	-	-	-
Absentee	-	-	-	-	-	-	-
13. LINCOLN #1	Normal	-	-	-	-	-	-
Absentee	-	-	-	-	-	-	-
15 NORTH LINN	Normal	-	-	-	-	-	-
Absentee	-	-	-	-	-	-	-
17. McCracken	Normal	-	-	-	-	-	-
Absentee	-	-	-	-	-	-	-

*For Council*  
*Paul Brink*


Statement of Votes Cast  
 GENERAL MUNICIPAL ELECTION  
 CHRISTIAN COUNTY, MISSOURI  
 TUESDAY, APRIL 4, 2017  
 General Municipal Election April 4, 2017  
 OFFICIAL RESULTS

Date: 4/7/2017  
 Time: 12:38:29 PM

BRADLEVILLE R-1 SCHOOL BOARD MEMBERS

	Reg. Voters	Total Votes	RYAN MELTON	CODY ROGERS	DUSTIN R MCHAFFIE	JEREMIAH JUSSEL	WRITE IN
20. POLK Normal	-	-	-	-	-	-	-
Absentee	-	-	-	-	-	-	-
21 UNION CHAPEL 1 Normal	-	-	-	-	-	-	-
Absentee	-	-	-	-	-	-	-
22. ROSEDALE #1A Normal	-	-	-	-	-	-	-
Absentee	-	-	-	-	-	-	-
23. GARDEN GROVE Normal	-	-	-	-	-	-	-
Absentee	-	-	-	-	-	-	-
24. NORTHVIEW #1 Normal	-	-	-	-	-	-	-
Absentee	-	-	-	-	-	-	-
26. SPARTA Normal	-	-	-	-	-	-	-
Absentee	-	-	-	-	-	-	-
29. NORTHVIEW #2 Normal	-	-	-	-	-	-	-
Absentee	-	-	-	-	-	-	-
30. ROSEDALE 1B Normal	-	-	-	-	-	-	-
Absentee	-	-	-	-	-	-	-
31. RIVERSIDE #2 Normal	-	-	-	-	-	-	-
Absentee	-	-	-	-	-	-	-
32. CASSIDY #2 Normal	-	-	-	-	-	-	-
Absentee	-	-	-	-	-	-	-
33. LINCOLN #2 Normal	-	-	-	-	-	-	-
Absentee	-	-	-	-	-	-	-
ABSENTEE Normal	0	0	0	0	0	0	0
Absentee	0	0	0	0	0	0	0
Total	54	36	11	10	4	11	0
Normal	54	0	0	0	0	0	0
Absentee	54	36	11	10	4	11	0
Total	54	36	11	10	4	11	0
			30.56%	27.78%	11.11%	30.56%	

2

  
 Tom Linn  
 Board Clerk  
 Bradleville R-1 School Board



Statement of Votes Cast  
 GENERAL MUNICIPAL ELECTION  
 CHRISTIAN COUNTY, MISSOURI  
 TUESDAY, APRIL 4, 2017  
 General Municipal Election April 4, 2017  
 OFFICIAL RESULTS

Date: 4/7/2017  
 Time: 12:38:29 PM

BILLINGS R-IV SCHOOL BOARD MEMBERS

Jurisdiction Wide	Reg. Voters	Total Votes	MIKE MOORE	KARLEY REEVES	LOU ANN BROWN	NINA LANEY VESCI	MICHAEL TOMLINSON	MEI. VENABLE	WRITE IN
E. BENTON / 3. BRUNER Normal	-	-	-	-	-	-	-	-	-
Absentee	-	-	-	-	-	-	-	-	-
2. WEST BENTON / 14. LINDEN Normal	-	-	-	-	-	-	-	-	-
Absentee	-	-	-	-	-	-	-	-	-
4. CHADWICK / 16. S. LINN / 11. GARRISON / 25. SENECA Normal	-	-	-	-	-	-	-	-	-
Absentee	-	-	-	-	-	-	-	-	-
5. RIVERSIDE #1 Normal	-	-	-	-	-	-	-	-	-
Absentee	-	-	-	-	-	-	-	-	-
6. CASSIDY #1 Normal	-	-	-	-	-	-	-	-	-
Absentee	-	-	-	-	-	-	-	-	-
7. W. FINLEY Normal	-	-	-	-	-	-	-	-	-
Absentee	-	-	-	-	-	-	-	-	-
8. EAST FINLEY Normal	-	-	-	-	-	-	-	-	-
Absentee	-	-	-	-	-	-	-	-	-
9. NORTH GALLOWAY Normal	-	-	-	-	-	-	-	-	-
Absentee	-	-	-	-	-	-	-	-	-
10. SOUTH GALLOWAY Normal	-	-	-	-	-	-	-	-	-
Absentee	-	-	-	-	-	-	-	-	-
13. LINCOLN #1 Normal	-	-	-	-	-	-	-	-	-
Absentee	-	-	-	-	-	-	-	-	-
15. NORTH LINN Normal	-	-	-	-	-	-	-	-	-
Absentee	-	-	-	-	-	-	-	-	-
17. McCRACKEN Normal	-	-	-	-	-	-	-	-	-
Absentee	-	-	-	-	-	-	-	-	-

*John Lundy*  
*Earl County R-IV School Board*

Statement of Votes Cast  
 GENERAL MUNICIPAL ELECTION  
 CHRISTIAN COUNTY, MISSOURI  
 TUESDAY, APRIL 4, 2017  
 General Municipal Election April 4, 2017  
 OFFICIAL RESULTS

Date: 4/7/2017  
 Time: 12:38:29 PM

BILLINGS R-IV SCHOOL BOARD MEMBERS

	Reg. Voters	Total Votes	MIKE MOORE	KARLEY REEVES	LOU ANN BROWN	NINA LANEY VESCI	MICHAEL TOMLINSON	MEL VENABLE	WRITE IN
20. POLK									
Normal	1948	796	176	138	148	174	128	28	4
Absentee	1948	0	0	0	0	0	0	0	0
21 UNION CHAPEL 1									
Normal	-	-	-	-	-	-	-	-	-
Absentee	-	-	-	-	-	-	-	-	-
22. ROSEDALE #1A									
Normal	-	-	-	-	-	-	-	-	-
Absentee	-	-	-	-	-	-	-	-	-
23. GARDEN GROVE									
Normal	-	-	-	-	-	-	-	-	-
Absentee	-	-	-	-	-	-	-	-	-
24. NORTHVIEW #1									
Normal	-	-	-	-	-	-	-	-	-
Absentee	-	-	-	-	-	-	-	-	-
26. SPARTA									
Normal	-	-	-	-	-	-	-	-	-
Absentee	-	-	-	-	-	-	-	-	-
29. NORTHVIEW #2									
Normal	-	-	-	-	-	-	-	-	-
Absentee	-	-	-	-	-	-	-	-	-
30. ROSEDALE 1B									
Normal	-	-	-	-	-	-	-	-	-
Absentee	-	-	-	-	-	-	-	-	-
31. RIVERSIDE #2									
Normal	-	-	-	-	-	-	-	-	-
Absentee	-	-	-	-	-	-	-	-	-
32. CASSIDY #2									
Normal	-	-	-	-	-	-	-	-	-
Absentee	-	-	-	-	-	-	-	-	-
33. LINCOLN #2									
Normal	3	0	0	0	0	0	0	0	0
Absentee	3	0	0	0	0	0	0	0	0
ABSENTEE									
Normal	0	0	0	0	0	0	0	0	0
Absentee	0	35	6	4	9	9	6	1	0
Total									
Normal	1951	796	176	138	148	174	128	28	4
Absentee	1951	35	6	4	9	9	6	1	0
Total	1951	831	182	142	157	183	134	29	4
			21.90%	17.03%	18.99%	22.02%	16.13%	3.49%	0.48%

*Carol E. Smith*

*John Russell*

*[Signature]*

Statement of Votes Cast  
 GENERAL MUNICIPAL ELECTION  
 CHRISTIAN COUNTY, MISSOURI  
 TUESDAY, APRIL 4, 2017  
 General Municipal Election April 4, 2017  
 OFFICIAL RESULTS

Date: 4/7/2017  
 Time: 12:38:29 PM

REPUBLIC R-III SCHOOL BOARD MEMBERS

Jurisdiction Wide	Reg. Voters	Total Votes	DENNY LAWSON		TAMMY MESSIER		C. TODD BASSORE		JOHN PARKER		PAMALA SELLS		WRITE IN
E. BENTON / 3. BRUNER													
Normal													
Absentee													
2. WEST BENTON / 14. LINDEN													
Normal													
Absentee													
4. CHADWICK/ 16.S. LINN/ 11. GARRISON/ 25. SENECA													
Normal													
Absentee													
5. RIVERSIDE #1													
Normal													
Absentee													
6. CASSIDY #1													
Normal													
Absentee													
7. W. FINLEY													
Normal													
Absentee													
8. EAST FINLEY													
Normal													
Absentee													
9. NORTH GALLOWAY													
Normal													
Absentee													
10. SOUTH GALLOWAY													
Normal													
Absentee													
13. LINCOLN #1													
Normal													
Absentee													
15 NORTH LINN													
Normal													
Absentee													
17. MCCrackEN													
Normal													
Absentee													

*John Russell*  
*Carla Lewis*

Statement of Votes Cast  
 GENERAL MUNICIPAL ELECTION  
 CHRISTIAN COUNTY, MISSOURI  
 TUESDAY, APRIL 4, 2017  
 General Municipal Election April 4, 2017  
 OFFICIAL RESULTS

Date: 4/7/2017  
 Time: 12:38:29 PM

REPUBLIC R-III SCHOOL BOARD MEMBERS

	Reg. Voters	Total Votes	DENNY LAWSON	TAMMY MESSIER	C. TODD BASSORE	JOHN PARKER	PAMALA SELLS	WRITE IN
20. POLK								
Normal	88	25	6 24.00%	7 28.00%	2 8.00%	7 28.00%	3 12.00%	0
Absentee	88	0	0	0	0	0	0	0
21 UNION CHAPEL 1								
Normal	-	-	-	-	-	-	-	-
Absentee	-	-	-	-	-	-	-	-
22. ROSEDALE #1A								
Normal	-	-	-	-	-	-	-	-
Absentee	-	-	-	-	-	-	-	-
23. GARDEN GROVE								
Normal	-	-	-	-	-	-	-	-
Absentee	-	-	-	-	-	-	-	-
24. NORTHVIEW #1								
Normal	-	-	-	-	-	-	-	-
Absentee	-	-	-	-	-	-	-	-
26. SPARTA								
Normal	-	-	-	-	-	-	-	-
Absentee	-	-	-	-	-	-	-	-
29. NORTHVIEW #2								
Normal	-	-	-	-	-	-	-	-
Absentee	-	-	-	-	-	-	-	-
30. ROSEDALE 1B								
Normal	-	-	-	-	-	-	-	-
Absentee	-	-	-	-	-	-	-	-
31. RIVERSIDE #2								
Normal	-	-	-	-	-	-	-	-
Absentee	-	-	-	-	-	-	-	-
32. CASSIDY #2								
Normal	-	-	-	-	-	-	-	-
Absentee	-	-	-	-	-	-	-	-
33. LINCOLN #2								
Normal	153	64	20 31.25%	15 23.44%	4 6.25%	18 28.12%	7 10.94%	0
Absentee	153	0	0	0	0	0	0	0
ABSENTEE								
Normal	0	0	0	0	0	0	0	0
Absentee	0	2	2 100.00%	0	0	0	0	0
Total	241	89	26 29.21%	22 24.72%	6 6.74%	25 28.09%	10 11.24%	0
Normal	241	2	2 100.00%	0	0	0	0	0
Total	241	91	28 30.77%	22 24.18%	6 6.59%	25 27.47%	10 10.99%	0

*Eric Russell*  
*Eric Russell*

*Eric Russell*

Statement of Votes Cast  
 GENERAL MUNICIPAL ELECTION  
 CHRISTIAN COUNTY, MISSOURI  
 TUESDAY, APRIL 4, 2017  
 General Municipal Election April 4, 2017  
 OFFICIAL RESULTS

Date: 4/7/2017  
 Time: 12:38:29 PM

REPUBLIC R-III QUESTION

Jurisdiction Wide	Reg. Voters	Total	YES		NO	
			Voters			
E. BENTON / 3. BRUNER						
Normal						
Absentee						
2. WEST BENTON / 14. LINDEN						
Normal						
Absentee						
4. CHADWICK / 16. S. LINN / 11. GARRISON / 25. SENECA						
Normal						
Absentee						
5. RIVERSIDE #1						
Normal						
Absentee						
6. CASSIDY #1						
Normal						
Absentee						
7. W. FINLEY						
Normal						
Absentee						
8. EAST FINLEY						
Normal						
Absentee						
9. NORTH GALLOWAY						
Normal						
Absentee						
10. SOUTH GALLOWAY						
Normal						
Absentee						
13. LINCOLN #1						
Normal						
Absentee						
15. NORTH LINN						
Normal						
Absentee						
17. McCRACKEN						
Normal						
Absentee						

*Tom Kuntz*  
*Paula Covert*  
*W. W. W. W. W.*  
*W. W. W. W. W.*

Statement of Votes Cast  
 GENERAL MUNICIPAL ELECTION  
 CHRISTIAN COUNTY, MISSOURI  
 TUESDAY, APRIL 4, 2017  
 General Municipal Election April 4, 2017  
 OFFICIAL RESULTS

Date: 4/7/2017  
 Time: 12:38:29 PM

REPUBLIC R-III QUESTION

	Reg. Voters	Total	YES		NO	
			Votes	Percentage	Votes	Percentage
20. POLK						
Normal	88	11	9	81.82%	2	18.18%
Absentee	88	0	0	-	0	-
21 UNION CHAPEL 1						
Normal	-	-	-	-	-	-
Absentee	-	-	-	-	-	-
22. ROSEDALE #1A						
Normal	-	-	-	-	-	-
Absentee	-	-	-	-	-	-
23. GARDEN GROVE						
Normal	-	-	-	-	-	-
Absentee	-	-	-	-	-	-
24. NORTHVIEW #1						
Normal	-	-	-	-	-	-
Absentee	-	-	-	-	-	-
26. SPARTA						
Normal	-	-	-	-	-	-
Absentee	-	-	-	-	-	-
29. NORTHVIEW #2						
Normal	-	-	-	-	-	-
Absentee	-	-	-	-	-	-
30. ROSEDALE 1B						
Normal	-	-	-	-	-	-
Absentee	-	-	-	-	-	-
31. RIVERSIDE #2						
Normal	-	-	-	-	-	-
Absentee	-	-	-	-	-	-
32. CASSIDY #2						
Normal	-	-	-	-	-	-
Absentee	-	-	-	-	-	-
33. LINCOLN #2						
Normal	153	24	18	75.00%	6	25.00%
Absentee	153	0	0	-	0	-
ABSENTEE						
Normal	0	0	0	-	0	-
Absentee	0	2	2	100.00%	0	-
Total	241	35	27	77.14%	8	22.86%
Absentee	241	2	2	100.00%	0	-
Total	241	37	29	78.38%	8	21.62%

*John Russell*  
*Carol E. Lewis*

Statement of Votes Cast  
 GENERAL MUNICIPAL ELECTION  
 CHRISTIAN COUNTY, MISSOURI  
 TUESDAY, APRIL 4, 2017  
 General Municipal Election April 4, 2017  
 OFFICIAL RESULTS

Date: 4/7/2017  
 Time: 12:38:29 PM

MARIONVILLE R-9 SCHOOL BOARD MEMBERS

Jurisdiction Wide	Reg. Voters	Total Votes	BRAD WILSON	EARL DOTSON	GARY ALAN WRIGHT	JACQUE MAIS	JAMES D. HILL, JR.	WRITE IN
E. BENTON / 3. BRUNER Normal	-	-	-	-	-	-	-	-
Absentee	-	-	-	-	-	-	-	-
2. WEST BENTON / 14. LINDEN Normal	-	-	-	-	-	-	-	-
Absentee	-	-	-	-	-	-	-	-
4. CHADWICK / 16. S. LINN / 11. GARRISON / 25. SENECA Normal	-	-	-	-	-	-	-	-
Absentee	-	-	-	-	-	-	-	-
5. RIVERSIDE #1 Normal	-	-	-	-	-	-	-	-
Absentee	-	-	-	-	-	-	-	-
6. CASSIDY #1 Normal	-	-	-	-	-	-	-	-
Absentee	-	-	-	-	-	-	-	-
7. W. FINLEY Normal	-	-	-	-	-	-	-	-
Absentee	-	-	-	-	-	-	-	-
8. EAST FINLEY Normal	-	-	-	-	-	-	-	-
Absentee	-	-	-	-	-	-	-	-
9. NORTH GALLOWAY Normal	-	-	-	-	-	-	-	-
Absentee	-	-	-	-	-	-	-	-
10. SOUTH GALLOWAY Normal	-	-	-	-	-	-	-	-
Absentee	-	-	-	-	-	-	-	-
13. LINCOLN #1 Normal	-	-	-	-	-	-	-	-
Absentee	-	-	-	-	-	-	-	-
15. NORTH LINN Normal	-	-	-	-	-	-	-	-
Absentee	-	-	-	-	-	-	-	-
17. McCRACKEN Normal	-	-	-	-	-	-	-	-
Absentee	-	-	-	-	-	-	-	-

*By: Audrey H. Walker*  
*Clara E. Smith*

Statement of Votes Cast  
 GENERAL MUNICIPAL ELECTION  
 CHRISTIAN COUNTY, MISSOURI  
 TUESDAY, APRIL 4, 2017  
 General Municipal Election April 4, 2017  
 OFFICIAL RESULTS

Date: 4/7/2017  
 Time: 12:38:29 PM

MARIONVILLE R-9 SCHOOL BOARD MEMBERS

	Reg. Voters	Total Votes	BRAD WILSON	EARL DOTSON	GARY ALAN WRIGHT	JACQUIE MAIS	JAMES D. HILL, JR.	WRITE IN
20. POLK								
Normal	6	6	1 16.67%	2 33.33%	1 16.67%	0	2 33.33%	0
Absentee	6	0	0	0	0	0	0	0
21 UNION CHAPEL 1								
Normal	-	-	-	-	-	-	-	-
Absentee	-	-	-	-	-	-	-	-
22. ROSEDALE #1A								
Normal	-	-	-	-	-	-	-	-
Absentee	-	-	-	-	-	-	-	-
23. GARDEN GROVE								
Normal	-	-	-	-	-	-	-	-
Absentee	-	-	-	-	-	-	-	-
24. NORTHVIEW #1								
Normal	-	-	-	-	-	-	-	-
Absentee	-	-	-	-	-	-	-	-
26. SPARTA								
Normal	-	-	-	-	-	-	-	-
Absentee	-	-	-	-	-	-	-	-
29. NORTHVIEW #2								
Normal	-	-	-	-	-	-	-	-
Absentee	-	-	-	-	-	-	-	-
30. ROSEDALE 1B								
Normal	-	-	-	-	-	-	-	-
Absentee	-	-	-	-	-	-	-	-
31. RIVERSIDE #2								
Normal	-	-	-	-	-	-	-	-
Absentee	-	-	-	-	-	-	-	-
32. CASSIDY #2								
Normal	-	-	-	-	-	-	-	-
Absentee	-	-	-	-	-	-	-	-
33. LINCOLN #2								
Normal	-	-	-	-	-	-	-	-
Absentee	-	-	-	-	-	-	-	-
ABSENTEE	0	0	0	0	0	0	0	0
Normal	0	0	0	0	0	0	0	0
Absentee	0	0	0	0	0	0	0	0
Total	6	6	1 16.67%	2 33.33%	1 16.67%	0	2 33.33%	0
Normal	6	6	1 16.67%	2 33.33%	1 16.67%	0	2 33.33%	0
Absentee	6	0	0	0	0	0	0	0
Total	6	6	1 16.67%	2 33.33%	1 16.67%	0	2 33.33%	0

*Eric Oswald*  
*Earle G. Gault*

*James D. Hill, Jr.*

*James D. Hill, Jr.*



Statement of Votes Cast  
 GENERAL MUNICIPAL ELECTION  
 CHRISTIAN COUNTY, MISSOURI  
 TUESDAY, APRIL 4, 2017  
 General Municipal Election April 4, 2017  
 OFFICIAL RESULTS

Date: 4/7/2017  
 Time: 12:38:29 PM

CHADWICK WATER BOARD MEMBER

Jurisdiction Wide	Reg. Voters	Total Votes	PAM MAGGARD	KATHERN MARIE DAVIS	DAVID HAMMONS	WRITE IN
E. BENTON / 3. BRUNER Normal	-	-	-	-	-	-
Absentee	-	-	-	-	-	-
2. WEST BENTON / 14. LINDEN Normal	-	-	-	-	-	-
Absentee	-	-	-	-	-	-
4. CHADWICK / 16 S. LINN / 11. GARRISON / 25. SENECA Normal	143	77	21	27.27%	28	36.36%
Absentee	143	0	0	-	20	25.97%
5. RIVERSIDE #1 Normal	-	-	-	-	-	8
Absentee	-	-	-	-	-	10.39%
6. CASSIDY #1 Normal	-	-	-	-	-	-
Absentee	-	-	-	-	-	-
7. W. FINLEY Normal	-	-	-	-	-	-
Absentee	-	-	-	-	-	-
8. EAST FINLEY Normal	-	-	-	-	-	-
Absentee	-	-	-	-	-	-
9. NORTH GALLOWAY Normal	-	-	-	-	-	-
Absentee	-	-	-	-	-	-
10. SOUTH GALLOWAY Normal	-	-	-	-	-	-
Absentee	-	-	-	-	-	-
13. LINCOLN #1 Normal	-	-	-	-	-	-
Absentee	-	-	-	-	-	-
15 NORTH LINN Normal	-	-	-	-	-	-
Absentee	-	-	-	-	-	-
17. MCCracken Normal	-	-	-	-	-	-
Absentee	-	-	-	-	-	-

*The Council*  
*Barb Erwin*  
*Michelle*  
*David*  
*David*

Statement of Votes Cast  
 GENERAL MUNICIPAL ELECTION  
 CHRISTIAN COUNTY, MISSOURI  
 TUESDAY, APRIL 4, 2017  
 General Municipal Election April 4, 2017  
 OFFICIAL RESULTS

Date: 4/7/2017  
 Time: 12:38:29 PM

CHADWICK WATER BOARD MEMBER

	Reg. Voters	Total Votes	PAM MAGGARD	KATHERN MARIE DAVIS	DAVID HAMMONS	WRITE IN				
20. POLK Normal	-	-	-	-	-	-				
Absentee	-	-	-	-	-	-				
21 UNION CHAPEL 1 Normal	-	-	-	-	-	-				
Absentee	-	-	-	-	-	-				
22. ROSEDALE #1A Normal	-	-	-	-	-	-				
Absentee	-	-	-	-	-	-				
23. GARDEN GROVE Normal	-	-	-	-	-	-				
Absentee	-	-	-	-	-	-				
24. NORTHVIEW #1 Normal	-	-	-	-	-	-				
Absentee	-	-	-	-	-	-				
26. SPARTA Normal	-	-	-	-	-	-				
Absentee	-	-	-	-	-	-				
29. NORTHVIEW #2 Normal	-	-	-	-	-	-				
Absentee	-	-	-	-	-	-				
30. ROSEDALE 1B Normal	-	-	-	-	-	-				
Absentee	-	-	-	-	-	-				
31. RIVERSIDE #2 Normal	-	-	-	-	-	-				
Absentee	-	-	-	-	-	-				
32. CASSIDY #2 Normal	-	-	-	-	-	-				
Absentee	-	-	-	-	-	-				
33. LINCOLN #2 Normal	-	-	-	-	-	-				
Absentee	-	-	-	-	-	-				
ABSENTEE Normal	0	0	0	0	0	0				
Absentee	0	0	0	0	0	0				
Total	143	77	21	27.27%	28	36.36%	20	25.97%	8	10.39%
Absentee	143	77	21	27.27%	28	36.36%	20	25.97%	8	10.39%
Total	143	77	21	27.27%	28	36.36%	20	25.97%	8	10.39%

*Barbara Green*

*Tom Runoff*  
*Barbara Green*

Statement of Votes Cast  
 GENERAL MUNICIPAL ELECTION  
 CHRISTIAN COUNTY, MISSOURI  
 TUESDAY, APRIL 4, 2017  
 General Municipal Election April 4, 2017  
 OFFICIAL RESULTS

Date: 4/7/2017  
 Time: 12:38:29 PM

OZARK FIRE BOARD MEMBER, 6 YR TERM

OZARK FIRE BOARD MEMBER, 1 YR TERM

Jurisdiction	Reg. Voters	Total Votes	WILLIAM "WILL" REYNOLDS					JAY E. JOHNSON					DALE BITTLE					WRITE IN				
			Reg. Voters	Total Votes	Count	Percentage	Count	Percentage	Count	Percentage	Count	Percentage	Count	Percentage	Count	Percentage	Count	Percentage	Count	Percentage		
E. BENTON / 3. BRUNER	-	-	-	-	-	-	-	-	-	-	-	-	-	-	-	-	-	-	-			
Normal	-	-	-	-	-	-	-	-	-	-	-	-	-	-	-	-	-	-	-			
Absentee	-	-	-	-	-	-	-	-	-	-	-	-	-	-	-	-	-	-	-			
2. WEST BENTON / 14. LINDEN	640	41	13	31.71%	16	39.02%	12	29.27%	0	0	0	0	0	0	0	0	0	0	0			
Normal	640	0	0	-	0	-	0	-	0	-	0	-	0	-	0	-	0	-	0	-		
Absentee	640	41	13	31.71%	16	39.02%	12	29.27%	0	0	0	0	0	0	0	0	0	0	0	0		
4. CHADWICK / 16.S. LINN / 11. GARRISON / 25. SENECA	-	-	-	-	-	-	-	-	-	-	-	-	-	-	-	-	-	-	-	-		
Normal	-	-	-	-	-	-	-	-	-	-	-	-	-	-	-	-	-	-	-	-		
Absentee	-	-	-	-	-	-	-	-	-	-	-	-	-	-	-	-	-	-	-	-		
5. RIVERSIDE #1	2414	436	159	36.47%	189	43.35%	85	19.50%	3	0.69%	2414	233	231	99.14%	2	0.86%	2414	233	231	99.14%		
Normal	2414	0	0	-	0	-	0	-	0	-	2414	0	0	-	0	-	2414	0	0	-		
Absentee	2414	436	159	36.47%	189	43.35%	85	19.50%	3	0.69%	2414	233	231	99.14%	2	0.86%	2414	233	231	99.14%		
6. CASSIDY #1	2300	302	130	43.05%	128	41.72%	44	14.57%	2	0.66%	2300	168	166	98.81%	2	1.19%	2300	168	166	98.81%		
Normal	2300	0	0	-	0	-	0	-	0	-	2300	0	0	-	0	-	2300	0	0	-		
Absentee	2300	302	130	43.05%	128	41.72%	44	14.57%	2	0.66%	2300	168	166	98.81%	2	1.19%	2300	168	166	98.81%		
7. W. FINLEY	2960	379	143	37.73%	158	41.89%	76	20.05%	2	0.53%	2960	192	192	100.00%	0	0	2960	192	192	100.00%		
Normal	2960	0	0	-	0	-	0	-	0	-	2960	0	0	-	0	-	2960	0	0	-		
Absentee	2960	379	143	37.73%	158	41.89%	76	20.05%	2	0.53%	2960	192	192	100.00%	0	0	2960	192	192	100.00%		
8. EAST FINLEY	4250	875	345	39.43%	377	43.09%	147	16.80%	6	0.69%	4250	449	444	98.89%	5	1.11%	4250	449	444	98.89%		
Normal	4250	0	0	-	0	-	0	-	0	-	4250	0	0	-	0	-	4250	0	0	-		
Absentee	4250	875	345	39.43%	377	43.09%	147	16.80%	6	0.69%	4250	449	444	98.89%	5	1.11%	4250	449	444	98.89%		
9. NORTH GALLOWAY	602	22	9	40.91%	8	36.36%	5	22.73%	0	0	602	12	12	100.00%	0	0	602	12	12	100.00%		
Normal	602	0	0	-	0	-	0	-	0	-	602	0	0	-	0	-	602	0	0	-		
Absentee	602	22	9	40.91%	8	36.36%	5	22.73%	0	0	602	12	12	100.00%	0	0	602	12	12	100.00%		
10. SOUTH GALLOWAY	-	-	-	-	-	-	-	-	-	-	-	-	-	-	-	-	-	-	-	-		
Normal	-	-	-	-	-	-	-	-	-	-	-	-	-	-	-	-	-	-	-	-		
Absentee	-	-	-	-	-	-	-	-	-	-	-	-	-	-	-	-	-	-	-	-		
13. LINCOLN #1	-	-	-	-	-	-	-	-	-	-	-	-	-	-	-	-	-	-	-	-		
Normal	-	-	-	-	-	-	-	-	-	-	-	-	-	-	-	-	-	-	-	-		
Absentee	-	-	-	-	-	-	-	-	-	-	-	-	-	-	-	-	-	-	-	-		
15 NORTH LINN	706	126	47	37.30%	46	36.51%	31	24.60%	2	1.59%	706	67	65	97.01%	2	2.99%	706	67	65	97.01%		
Normal	706	0	0	-	0	-	0	-	0	-	706	0	0	-	0	-	706	0	0	-		
Absentee	706	126	47	37.30%	46	36.51%	31	24.60%	2	1.59%	706	67	65	97.01%	2	2.99%	706	67	65	97.01%		
17. MCCracken	1630	163	56	34.36%	68	41.72%	38	23.31%	1	0.61%	1630	86	84	97.67%	2	2.33%	1630	86	84	97.67%		
Normal	1630	0	0	-	0	-	0	-	0	-	1630	0	0	-	0	-	1630	0	0	-		
Absentee	1630	163	56	34.36%	68	41.72%	38	23.31%	1	0.61%	1630	86	84	97.67%	2	2.33%	1630	86	84	97.67%		

*The County Clerk*  
*Barbara*

Statement of Votes Cast  
 GENERAL MUNICIPAL ELECTION  
 CHRISTIAN COUNTY, MISSOURI  
 TUESDAY, APRIL 4, 2017  
 General Municipal Election April 4, 2017  
 OFFICIAL RESULTS

Date: 4/7/2017  
 Time: 12:38:29 PM

OZARK FIRE BOARD MEMBER, 6 YR TERM

OZARK FIRE BOARD MEMBER, 1 YR TERM

	WILLIAM "WILL" REYNOLDS					JAY E. JOHNSON					DALE BITTLE					WRITE IN					JOSEPH S. McMURTREY					WRITE IN				
	Reg. Voters	Total Votes	%	Reg. Voters	Total Votes	%	Reg. Voters	Total Votes	%	Reg. Voters	Total Votes	%	Reg. Voters	Total Votes	%	Reg. Voters	Total Votes	%	Reg. Voters	Total Votes	%	Reg. Voters	Total Votes	%	Reg. Voters	Total Votes	%			
20. POLK Normal	-	-	-	-	-	-	-	-	-	-	-	-	-	-	-	-	-	-	-	-	-	-	-	-	-	-	-			
Absentee	-	-	-	-	-	-	-	-	-	-	-	-	-	-	-	-	-	-	-	-	-	-	-	-	-	-	-			
21 UNION CHAPEL 1 Normal	-	-	-	-	-	-	-	-	-	-	-	-	-	-	-	-	-	-	-	-	-	-	-	-	-	-	-			
Absentee	-	-	-	-	-	-	-	-	-	-	-	-	-	-	-	-	-	-	-	-	-	-	-	-	-	-	-			
22. ROSEDALE #1A Normal	-	-	-	-	-	-	-	-	-	-	-	-	-	-	-	-	-	-	-	-	-	-	-	-	-	-	-			
Absentee	-	-	-	-	-	-	-	-	-	-	-	-	-	-	-	-	-	-	-	-	-	-	-	-	-	-	-			
23. GARDEN GROVE Normal	-	-	-	-	-	-	-	-	-	-	-	-	-	-	-	-	-	-	-	-	-	-	-	-	-	-	-			
Absentee	-	-	-	-	-	-	-	-	-	-	-	-	-	-	-	-	-	-	-	-	-	-	-	-	-	-	-			
24. NORTHVIEW #1 Normal	-	-	-	-	-	-	-	-	-	-	-	-	-	-	-	-	-	-	-	-	-	-	-	-	-	-	-			
Absentee	-	-	-	-	-	-	-	-	-	-	-	-	-	-	-	-	-	-	-	-	-	-	-	-	-	-	-			
26. SPARTA Normal	-	-	-	-	-	-	-	-	-	-	-	-	-	-	-	-	-	-	-	-	-	-	-	-	-	-	-			
Absentee	-	-	-	-	-	-	-	-	-	-	-	-	-	-	-	-	-	-	-	-	-	-	-	-	-	-	-			
29. NORTHVIEW #2 Normal	-	-	-	-	-	-	-	-	-	-	-	-	-	-	-	-	-	-	-	-	-	-	-	-	-	-	-			
Absentee	-	-	-	-	-	-	-	-	-	-	-	-	-	-	-	-	-	-	-	-	-	-	-	-	-	-	-			
30. ROSEDALE 1B Normal	-	-	-	-	-	-	-	-	-	-	-	-	-	-	-	-	-	-	-	-	-	-	-	-	-	-	-			
Absentee	-	-	-	-	-	-	-	-	-	-	-	-	-	-	-	-	-	-	-	-	-	-	-	-	-	-	-			
31. RIVERSIDE #2 Normal	2835	706	294	41.64%	281	39.80%	126	17.85%	5	0.71%	2835	403	399	99.01%	4	0.99%	2835	2635	0	0	0	0	0	0	0	0	0			
Absentee	2635	0	0	-	0	-	0	-	0	-	2635	0	0	-	0	-	2635	2635	0	0	0	0	0	0	0	0	0			
32. CASSIDY #2 Normal	2922	304	126	41.45%	112	36.84%	62	20.39%	4	1.32%	2922	164	160	97.56%	4	2.44%	2922	2922	0	0	0	0	0	0	0	0	0			
Absentee	2922	0	0	-	0	-	0	-	0	-	2922	0	0	-	0	-	2922	2922	0	0	0	0	0	0	0	0	0			
33. LINCOLN #2 Normal	-	-	-	-	-	-	-	-	-	-	-	-	-	-	-	-	-	-	-	-	-	-	-	-	-	-	-			
Absentee	-	-	-	-	-	-	-	-	-	-	-	-	-	-	-	-	-	-	-	-	-	-	-	-	-	-	-			
ABSENTEE Normal	0	0	0	-	0	-	0	-	0	-	0	0	0	-	0	-	0	0	0	0	0	0	0	0	0	0	0			
Absentee	0	300	92	30.67%	121	40.33%	86	28.67%	1	0.33%	0	0	148	145	97.97%	3	2.03%	0	0	0	0	0	0	0	0	0	0			
Total	21059	3354	1322	39.42%	1381	41.17%	626	18.66%	25	0.75%	21059	1785	1774	98.83%	21	1.17%	21059	21059	300	300	300	300	300	300	300	300	300			
Absentee	21059	300	92	30.67%	121	40.33%	86	28.67%	1	0.33%	21059	148	145	97.97%	3	2.03%	21059	21059	300	300	300	300	300	300	300	300	300			
Total	21059	3654	1414	38.70%	1502	41.11%	712	19.49%	26	0.71%	21059	1943	1919	98.76%	24	1.24%	21059	21059	3654	3654	3654	3654	3654	3654	3654	3654	3654			

*John Lennard*  
*Carol Brown*

*William Reynolds*

*Jay E. Johnson*

*Dale Bittle*

*Joseph S. McMurtrey*

*Write In*

Statement of Votes Cast  
 GENERAL MUNICIPAL ELECTION  
 CHRISTIAN COUNTY, MISSOURI  
 TUESDAY, APRIL 4, 2017  
 General Municipal Election April 4, 2017  
 OFFICIAL RESULTS

Date: 4/7/2017  
 Time: 12:38:29 PM

CLEVER ALDERMAN, EAST WARD      CLEVER ALDERMAN, WEST WARD, 2 YR TERM

Jurisdiction Wide	Reg. Voters	Total Votes	SCOTT HACKWORTH		WRITE IN	Reg. Voters	Total Votes	WADE PEARCE		WRITE IN
E. BENTON / 3. BRUNER	-	-	-	-	-	-	-	-	-	-
Normal	-	-	-	-	-	-	-	-	-	-
Absentee	-	-	-	-	-	-	-	-	-	-
2. WEST BENTON / 14. LINDEN	-	-	-	-	-	-	-	-	-	-
Normal	-	-	-	-	-	-	-	-	-	-
Absentee	-	-	-	-	-	-	-	-	-	-
4. CHADWICK / 16. S. LINN / 11. GARRISON / 25. SENECA	-	-	-	-	-	-	-	-	-	-
Normal	-	-	-	-	-	-	-	-	-	-
Absentee	-	-	-	-	-	-	-	-	-	-
5. RIVERSIDE #1	-	-	-	-	-	-	-	-	-	-
Normal	-	-	-	-	-	-	-	-	-	-
Absentee	-	-	-	-	-	-	-	-	-	-
6. CASSIDY #1	-	-	-	-	-	-	-	-	-	-
Normal	-	-	-	-	-	-	-	-	-	-
Absentee	-	-	-	-	-	-	-	-	-	-
7. W. FINLEY	-	-	-	-	-	-	-	-	-	-
Normal	-	-	-	-	-	-	-	-	-	-
Absentee	-	-	-	-	-	-	-	-	-	-
8. EAST FINLEY	-	-	-	-	-	-	-	-	-	-
Normal	-	-	-	-	-	-	-	-	-	-
Absentee	-	-	-	-	-	-	-	-	-	-
9. NORTH GALLOWAY	-	-	-	-	-	-	-	-	-	-
Normal	-	-	-	-	-	-	-	-	-	-
Absentee	-	-	-	-	-	-	-	-	-	-
10. SOUTH GALLOWAY	-	-	-	-	-	-	-	-	-	-
Normal	-	-	-	-	-	-	-	-	-	-
Absentee	-	-	-	-	-	-	-	-	-	-
13. LINCOLN #1	673	12	11	91.67%	1	-	-	8.33%	-	-
Normal	673	0	0	-	0	-	-	-	-	-
Absentee	-	-	-	-	-	-	-	-	-	-
15. NORTH LINN	-	-	-	-	-	-	-	-	-	-
Normal	-	-	-	-	-	-	-	-	-	-
Absentee	-	-	-	-	-	-	-	-	-	-
17. McCRACKEN	-	-	-	-	-	-	-	-	-	-
Normal	-	-	-	-	-	-	-	-	-	-
Absentee	-	-	-	-	-	-	-	-	-	-

*John R. ...*  
*Barbara ...*

*[Signature]*

Statement of Votes Cast  
 GENERAL MUNICIPAL ELECTION  
 CHRISTIAN COUNTY, MISSOURI  
 TUESDAY, APRIL 4, 2017  
 General Municipal Election April 4, 2017  
 OFFICIAL RESULTS

Date: 4/7/2017  
 Time: 12:38:29 PM

CLEVER ALDERMAN, EAST WARD

CLEVER ALDERMAN, WEST WARD, 2 YR TERM

	CLEVER ALDERMAN, EAST WARD				CLEVER ALDERMAN, WEST WARD, 2 YR TERM			
	Reg. Voters	Total Votes	SCOTT HACKWORTH	WRITE IN	Reg. Voters	Total Votes	WADE PEARCE	WRITE IN
20. POLK Normal	-	-	-	-	-	-	-	-
Absentee	-	-	-	-	-	-	-	-
21 UNION CHAPEL 1 Normal	-	-	-	-	-	-	-	-
Absentee	-	-	-	-	-	-	-	-
22. ROSEDALE #1A Normal	-	-	-	-	-	-	-	-
Absentee	-	-	-	-	-	-	-	-
23. GARDEN GROVE Normal	-	-	-	-	-	-	-	-
Absentee	-	-	-	-	-	-	-	-
24. NORTHVIEW #1 Normal	-	-	-	-	-	-	-	-
Absentee	-	-	-	-	-	-	-	-
26. SPARTA Normal	-	-	-	-	-	-	-	-
Absentee	-	-	-	-	-	-	-	-
29. NORTHVIEW #2 Normal	-	-	-	-	-	-	-	-
Absentee	-	-	-	-	-	-	-	-
30. ROSEDALE 1B Normal	-	-	-	-	-	-	-	-
Absentee	-	-	-	-	-	-	-	-
31. RIVERSIDE #2 Normal	-	-	-	-	-	-	-	-
Absentee	-	-	-	-	-	-	-	-
32. CASSIDY #2 Normal	-	-	-	-	-	-	-	-
Absentee	-	-	-	-	-	-	-	-
33. LINCOLN #2 Normal	-	-	-	-	-	-	-	-
Absentee	-	-	-	-	-	-	-	-
ABSENTEE Normal	0	0	0	0	0	0	0	0
Absentee	0	4	4	100.00%	0	1	1	100.00%
Total	673	12	11	91.67%	889	10	8	80.00%
Normal	673	4	4	100.00%	889	0	0	-
Absentee	0	0	0	-	0	0	0	-
Total	673	16	15	93.75%	889	11	9	81.82%
Normal	673	12	11	91.67%	889	10	8	80.00%
Absentee	0	4	4	100.00%	0	1	1	100.00%
Total	673	16	15	93.75%	889	11	9	81.82%

*John E. ...*  
*Paul ...*

*...*

Statement of Votes Cast  
 GENERAL MUNICIPAL ELECTION  
 CHRISTIAN COUNTY, MISSOURI  
 TUESDAY, APRIL 4, 2017  
 General Municipal Election April 4, 2017  
 OFFICIAL RESULTS

CLEVER ALDERMAN, WEST WARD, 1 YR  
 TERM

Jurisdiction Wide	Reg. Voters	Total Votes	CHARLENE FRASER		WRITE IN
			FRASER	WRITE IN	
E. BENTON / 3. BRUNER	-	-	-	-	-
Normal	-	-	-	-	-
Absentee	-	-	-	-	-
2. WEST BENTON / 14. LINDEN	-	-	-	-	-
Normal	-	-	-	-	-
Absentee	-	-	-	-	-
4. CHADWICK/ 16. S. LINN/ 11. GARRISON/ 25. SENECA	-	-	-	-	-
Normal	-	-	-	-	-
Absentee	-	-	-	-	-
5. RIVERSIDE #1	-	-	-	-	-
Normal	-	-	-	-	-
Absentee	-	-	-	-	-
6. CASSIDY #1	-	-	-	-	-
Normal	-	-	-	-	-
Absentee	-	-	-	-	-
7. W. FINLEY	-	-	-	-	-
Normal	-	-	-	-	-
Absentee	-	-	-	-	-
8. EAST FINLEY	-	-	-	-	-
Normal	-	-	-	-	-
Absentee	-	-	-	-	-
9. NORTH GALLOWAY	-	-	-	-	-
Normal	-	-	-	-	-
Absentee	-	-	-	-	-
10. SOUTH GALLOWAY	-	-	-	-	-
Normal	-	-	-	-	-
Absentee	-	-	-	-	-
13. LINCOLN #1	-	-	-	-	-
Normal	-	-	-	-	-
Absentee	-	-	-	-	-
15 NORTH LINN	-	-	-	-	-
Normal	-	-	-	-	-
Absentee	-	-	-	-	-
17. MCCrackEN	-	-	-	-	-
Normal	-	-	-	-	-
Absentee	-	-	-	-	-

*Donna*  
*Carol*  
*Ann*  
*...*

Statement of Votes Cast  
 GENERAL MUNICIPAL ELECTION  
 CHRISTIAN COUNTY, MISSOURI  
 TUESDAY, APRIL 4, 2017  
 General Municipal Election April 4, 2017  
 OFFICIAL RESULTS

Date: 4/7/2017  
 Time: 12:38:29 PM

CLEVER ALDERMAN, WEST WARD, 1 YR  
 TERM

	Reg. Voters	Total Votes	CHARLENE FRASER	WRITE IN
20. POLK				
Normal	-	-	-	-
Absentee	-	-	-	-
21 UNION CHAPEL 1				
Normal	-	-	-	-
Absentee	-	-	-	-
22. ROSEDALE #1A				
Normal	-	-	-	-
Absentee	-	-	-	-
23. GARDEN GROVE				
Normal	-	-	-	-
Absentee	-	-	-	-
24. NORTHVIEW #1				
Normal	-	-	-	-
Absentee	-	-	-	-
26. SPARTA				
Normal	-	-	-	-
Absentee	-	-	-	-
29. NORTHVIEW #2				
Normal	-	-	-	-
Absentee	-	-	-	-
30. ROSEDALE 1B				
Normal	-	-	-	-
Absentee	-	-	-	-
31. RIVERSIDE #2				
Normal	-	-	-	-
Absentee	-	-	-	-
32. CASSIDY #2				
Normal	-	-	-	-
Absentee	-	-	-	-
33. LINCOLN #2				
Normal	889	11	8 72.73%	3 27.27%
Absentee	889	0	-	-
ABSENTEE	0	0	-	-
Normal	0	1	100.00%	0
Absentee	889	11	8 72.73%	3 27.27%
Total	889	1	1 100.00%	0
Normal	889	11	8 72.73%	3 27.27%
Absentee	889	1	1 100.00%	0
Total	889	12	9 75.00%	3 25.00%

*Don Duval*  
*Ball Street*  
*St. Louis, MO*  
*464 666 6666*



Statement of Votes Cast  
 GENERAL MUNICIPAL ELECTION  
 CHRISTIAN COUNTY, MISSOURI  
 TUESDAY, APRIL 4, 2017  
 General Municipal Election April 4, 2017  
 OFFICIAL RESULTS

Date: 4/7/2017  
 Time: 12:38:29 PM

VILLAGE OF SADDLEBROOKE BOARD MEMBER

Jurisdiction Wide	Reg. Voters	Total Votes	CAROL J. GAINES	MICHAEL A. SOCHA	GAIL L. HINSHAW	DONALD SCHORTGEN	FRED WITTER	WRITE IN
E. BENTON / 3. BRUNER Normal	-	-	-	-	-	-	-	-
Absentee	-	-	-	-	-	-	-	-
2. WEST BENTON / 14. LINDEN Normal	-	-	-	-	-	-	-	-
Absentee	-	-	-	-	-	-	-	-
4. CHADWICK/ 16.S. LINN/ 11. GARRISON/ 25. SENECA Normal	-	-	-	-	-	-	-	-
Absentee	-	-	-	-	-	-	-	-
5. RIVERSIDE #1 Normal	-	-	-	-	-	-	-	-
Absentee	-	-	-	-	-	-	-	-
6. CASSIDY #1 Normal	-	-	-	-	-	-	-	-
Absentee	-	-	-	-	-	-	-	-
7. W. FINLEY Normal	-	-	-	-	-	-	-	-
Absentee	-	-	-	-	-	-	-	-
8. EAST FINLEY Normal	-	-	-	-	-	-	-	-
Absentee	-	-	-	-	-	-	-	-
9. NORTH GALLOWAY Normal	-	-	-	-	-	-	-	-
Absentee	-	-	-	-	-	-	-	-
10. SOUTH GALLOWAY Normal	168	220	27	18	60	59	56	0
Absentee	168	0	0	0	0	0	0	0
13. LINCOLN #1 Normal	-	-	-	-	-	-	-	-
Absentee	-	-	-	-	-	-	-	-
15 NORTH LINN Normal	-	-	-	-	-	-	-	-
Absentee	-	-	-	-	-	-	-	-
17. MCCrackEN Normal	-	-	-	-	-	-	-	-
Absentee	-	-	-	-	-	-	-	-

*Mr. Arnold*  
*Earl Bair*

Statement of Votes Cast  
 GENERAL MUNICIPAL ELECTION  
 CHRISTIAN COUNTY, MISSOURI  
 TUESDAY, APRIL 4, 2017  
 General Municipal Election April 4, 2017  
 OFFICIAL RESULTS

Date: 4/7/2017  
 Time: 12:38:29 PM

VILLAGE OF SADDLEBROOKE BOARD MEMBER

	Reg. Voters	Total Votes	CAROL J. GAINES	MICHAEL A. SOCHA	GAIL L. HINSHAW	DONALD SCHORTGEN	FRED WITTER	WRITE IN					
20. POLK Normal	-	-	-	-	-	-	-	-					
Absentee	-	-	-	-	-	-	-	-					
21 UNION CHAPEL 1 Normal	-	-	-	-	-	-	-	-					
Absentee	-	-	-	-	-	-	-	-					
22. ROSEDALE #1A Normal	-	-	-	-	-	-	-	-					
Absentee	-	-	-	-	-	-	-	-					
23. GARDEN GROVE Normal	-	-	-	-	-	-	-	-					
Absentee	-	-	-	-	-	-	-	-					
24. NORTHVIEW #1 Normal	-	-	-	-	-	-	-	-					
Absentee	-	-	-	-	-	-	-	-					
26. SPARTA Normal	-	-	-	-	-	-	-	-					
Absentee	-	-	-	-	-	-	-	-					
29. NORTHVIEW #2 Normal	-	-	-	-	-	-	-	-					
Absentee	-	-	-	-	-	-	-	-					
30. ROSEDALE 1B Normal	-	-	-	-	-	-	-	-					
Absentee	-	-	-	-	-	-	-	-					
31. RIVERSIDE #2 Normal	-	-	-	-	-	-	-	-					
Absentee	-	-	-	-	-	-	-	-					
32. CASSIDY #2 Normal	-	-	-	-	-	-	-	-					
Absentee	-	-	-	-	-	-	-	-					
33. LINCOLN #2 Normal	-	-	-	-	-	-	-	-					
Absentee	-	-	-	-	-	-	-	-					
ABSENTEE	0	0	0	0	0	0	0	0					
Normal	0	97	19	19.59%	9	9.28%	25	25.77%	23	23.71%	21	21.65%	0
Total	168	220	27	12.27%	18	8.18%	60	27.27%	59	26.82%	56	25.45%	0
Absentee	168	97	19	19.59%	9	9.28%	25	25.77%	23	23.71%	21	21.65%	0
Total	168	317	46	14.51%	27	8.52%	85	26.81%	82	25.87%	77	24.29%	0

*The Board*  
*Carol J. Gaines*

*Michael A. Socha*  
*Gail L. Hinshaw*  
*Donald Schortgen*  
*Fred Witter*

Statement of Votes Cast  
 GENERAL MUNICIPAL ELECTION  
 CHRISTIAN COUNTY, MISSOURI  
 TUESDAY, APRIL 4, 2017  
 General Municipal Election April 4, 2017  
 OFFICIAL RESULTS

Date: 4/7/2017  
 Time: 12:38:29 PM

OZARK MAYOR

OZARK ALDERMAN, WARD 1

Jurisdiction Wide	Reg. Voters	Total Votes	RICK GARDNER		WRITE IN	Reg. Voters	Total Votes	JOHN TORGERSON		WRITE IN
E. BENTON / 3. BRUNER										
Normal	-	-	-	-	-	-	-	-	-	-
Absentee	-	-	-	-	-	-	-	-	-	-
2. WEST BENTON / 14. LINDEN										
Normal	-	-	-	-	-	-	-	-	-	-
Absentee	-	-	-	-	-	-	-	-	-	-
4. CHADWICK/ 16.S. LINN/ 11. GARRISON/ 25. SENECA										
Normal	-	-	-	-	-	-	-	-	-	-
Absentee	-	-	-	-	-	-	-	-	-	-
5. RIVERSIDE #1										
Normal	1888	212	207	97.64%	5	2.38%	-	-	-	-
Absentee	1888	0	0	-	0	-	-	-	-	-
6. CASSIDY #1										
Normal	1889	162	157	96.91%	5	3.09%	-	-	-	-
Absentee	1889	0	0	-	0	-	-	-	-	-
7. W. FINLEY										
Normal	1517	145	143	98.62%	2	1.38%	1246	117	116	99.15%
Absentee	1517	0	0	-	0	-	1246	0	0	-
8. EAST FINLEY										
Normal	3011	384	370	96.35%	14	3.65%	2542	291	287	98.63%
Absentee	3011	0	0	-	0	-	2542	0	0	-
9. NORTH GALLOWAY										
Normal	-	-	-	-	-	-	-	-	-	-
Absentee	-	-	-	-	-	-	-	-	-	-
10. SOUTH GALLOWAY										
Normal	-	-	-	-	-	-	-	-	-	-
Absentee	-	-	-	-	-	-	-	-	-	-
13. LINCOLN #1										
Normal	-	-	-	-	-	-	-	-	-	-
Absentee	-	-	-	-	-	-	-	-	-	-
15 NORTH LINN										
Normal	-	-	-	-	-	-	-	-	-	-
Absentee	-	-	-	-	-	-	-	-	-	-
17. McCRACKEN										
Normal	154	13	13	100.00%	0	-	79	4	4	100.00%
Absentee	154	0	0	-	0	-	79	0	0	-

*Eric Bruner*  
*Earl Gault*

Statement of Votes Cast  
 GENERAL MUNICIPAL ELECTION  
 CHRISTIAN COUNTY, MISSOURI  
 TUESDAY, APRIL 4, 2017  
 General Municipal Election April 4, 2017  
 OFFICIAL RESULTS

Date: 4/7/2017  
 Time: 12:38:29 PM

OZARK MAYOR

OZARK ALDERMAN, WARD 1

	RICK GARDNER		WRITE IN		JOHN TORGERSON		WRITE IN	
	Reg. Voters	Total Votes			Reg. Voters	Total Votes		
20. POLK Normal	-	-	-	-	-	-	-	-
Absentee	-	-	-	-	-	-	-	-
21 UNION CHAPEL 1 Normal	-	-	-	-	-	-	-	-
Absentee	-	-	-	-	-	-	-	-
22. ROSEDALE #1A Normal	-	-	-	-	-	-	-	-
Absentee	-	-	-	-	-	-	-	-
23. GARDEN GROVE Normal	-	-	-	-	-	-	-	-
Absentee	-	-	-	-	-	-	-	-
24. NORTHVIEW #1 Normal	-	-	-	-	-	-	-	-
Absentee	-	-	-	-	-	-	-	-
26. SPARTA Normal	-	-	-	-	-	-	-	-
Absentee	-	-	-	-	-	-	-	-
29. NORTHVIEW #2 Normal	-	-	-	-	-	-	-	-
Absentee	-	-	-	-	-	-	-	-
30. ROSEDALE 1B Normal	-	-	-	-	-	-	-	-
Absentee	-	-	-	-	-	-	-	-
31. RIVERSIDE #2 Normal	1957	375	361	96.27%	14	3.73%	-	-
Absentee	1957	0	0	-	0	-	-	-
32. CASSIDY #2 Normal	1375	93	91	97.85%	2	2.15%	-	-
Absentee	1375	0	0	-	0	-	-	-
33. LINCOLN #2 Normal	-	-	-	-	-	-	-	-
Absentee	-	-	-	-	-	-	-	-
ABSENTEE Normal	0	0	0	-	0	-	0	-
Absentee	0	115	107	93.04%	8	6.96%	1	3.45%
Total	11791	1384	1342	96.97%	42	3.03%	5	1.21%
Normal	11791	115	107	93.04%	8	6.96%	1	3.45%
Absentee	11791	1499	1449	96.66%	50	3.34%	6	1.36%
Total	11791	1499	1449	96.66%	50	3.34%	6	1.36%

*Thye Remy*

*Steve Green*

*[Signature]*

Statement of Votes Cast  
 GENERAL MUNICIPAL ELECTION  
 CHRISTIAN COUNTY, MISSOURI  
 TUESDAY, APRIL 4, 2017  
 General Municipal Election April 4, 2017  
 OFFICIAL RESULTS

Date: 4/7/2017  
 Time: 12:38:29 PM

OZARK ALDERMAN, WARD 2

OZARK ALDERMAN, WARD 3

Jurisdiction / Wide	Reg. Voters	Total Votes	TED SMITH		JOSEPH GUNYA		WRITE IN	Reg. Voters	Total Votes	JASON N SHAFER		WRITE IN	
E. BENTON / 3. BRUNER	-	-	-	-	-	-	-	-	-	-	-	-	
Normal	-	-	-	-	-	-	-	-	-	-	-	-	
Absentee	-	-	-	-	-	-	-	-	-	-	-	-	
2. WEST BENTON / 14. LINDEN	-	-	-	-	-	-	-	-	-	-	-	-	
Normal	-	-	-	-	-	-	-	-	-	-	-	-	
Absentee	-	-	-	-	-	-	-	-	-	-	-	-	
4. CHADWICK/ 16.S. LINN/ 11. GARRISON/ 25. SENECA	-	-	-	-	-	-	-	-	-	-	-	-	
Normal	-	-	-	-	-	-	-	-	-	-	-	-	
Absentee	-	-	-	-	-	-	-	-	-	-	-	-	
5. RIVERSIDE #1	-	-	-	-	-	-	-	-	-	-	-	-	
Normal	-	-	-	-	-	-	-	-	-	-	-	-	
Absentee	-	-	-	-	-	-	-	-	-	-	-	-	
6. CASSIDY #1	1576	138	104	75.36%	34	24.64%	0	1888	199	197	98.99%	2	1.01%
Normal	1576	0	0	-	0	-	0	1888	0	0	-	0	-
Absentee	-	-	-	-	-	-	-	-	-	-	-	-	-
7. W. FINLEY	271	26	15	57.69%	11	42.31%	0	-	-	-	-	-	-
Normal	271	0	0	-	0	-	0	-	-	-	-	2	6.90%
Absentee	-	-	-	-	-	-	-	-	-	-	-	-	-
8. EAST FINLEY	469	94	56	59.57%	38	40.43%	0	-	-	-	-	-	-
Normal	469	0	0	-	0	-	0	-	-	-	-	-	-
Absentee	-	-	-	-	-	-	-	-	-	-	-	-	-
9. NORTH GALLOWAY	-	-	-	-	-	-	-	-	-	-	-	-	-
Normal	-	-	-	-	-	-	-	-	-	-	-	-	-
Absentee	-	-	-	-	-	-	-	-	-	-	-	-	-
10. SOUTH GALLOWAY	-	-	-	-	-	-	-	-	-	-	-	-	-
Normal	-	-	-	-	-	-	-	-	-	-	-	-	-
Absentee	-	-	-	-	-	-	-	-	-	-	-	-	-
13. LINCOLN #1	-	-	-	-	-	-	-	-	-	-	-	-	-
Normal	-	-	-	-	-	-	-	-	-	-	-	-	-
Absentee	-	-	-	-	-	-	-	-	-	-	-	-	-
15 NORTH LINN	-	-	-	-	-	-	-	-	-	-	-	-	-
Normal	-	-	-	-	-	-	-	-	-	-	-	-	-
Absentee	-	-	-	-	-	-	-	-	-	-	-	-	-
17. McCRACKEN	75	9	7	77.78%	2	22.22%	0	-	-	-	-	-	-
Normal	75	0	0	-	0	-	0	-	-	-	-	-	-
Absentee	-	-	-	-	-	-	-	-	-	-	-	-	-

*Don Lund*  
*Ball Box*

Statement of Votes Cast  
 GENERAL MUNICIPAL ELECTION  
 CHRISTIAN COUNTY, MISSOURI  
 TUESDAY, APRIL 4, 2017  
 General Municipal Election April 4, 2017  
 OFFICIAL RESULTS

Date: 4/7/2017  
 Time: 12:38:29 PM

OZARK ALDERMAN, WARD 2

OZARK ALDERMAN, WARD 3

	OZARK ALDERMAN, WARD 2					OZARK ALDERMAN, WARD 3				
	Reg. Voters	Total Votes	TED SMITH	JOSEPH GUNYA	WRITE IN	Reg. Voters	Total Votes	JASON N SHAFFER	WRITE IN	
20. POLK Normal	-	-	-	-	-	-	-	-	-	
Absentee	-	-	-	-	-	-	-	-	-	
21 UNION CHAPEL 1 Normal	-	-	-	-	-	-	-	-	-	
Absentee	-	-	-	-	-	-	-	-	-	
22. ROSEDALE #1A Normal	-	-	-	-	-	-	-	-	-	
Absentee	-	-	-	-	-	-	-	-	-	
23. GARDEN GROVE Normal	-	-	-	-	-	-	-	-	-	
Absentee	-	-	-	-	-	-	-	-	-	
24. NORTHVIEW #1 Normal	-	-	-	-	-	-	-	-	-	
Absentee	-	-	-	-	-	-	-	-	-	
26. SPARTA Normal	-	-	-	-	-	-	-	-	-	
Absentee	-	-	-	-	-	-	-	-	-	
29. NORTHVIEW #2 Normal	-	-	-	-	-	-	-	-	-	
Absentee	-	-	-	-	-	-	-	-	-	
30. ROSEDALE 1B Normal	-	-	-	-	-	-	-	-	-	
Absentee	-	-	-	-	-	-	-	-	-	
31. RIVERSIDE #2 Normal	1272	282	144 51.06%	137 48.58%	1 0.35%	685	104	104 100.00%	0	
Absentee	1272	0	-	-	-	685	0	-	0	
32. CASSIDY #2 Normal	-	-	-	-	-	1375	85	84 98.82%	1 1.18%	
Absentee	-	-	-	-	-	1375	0	-	0	
33. LINCOLN #2 Normal	-	-	-	-	-	-	-	-	-	
Absentee	-	-	-	-	-	-	-	-	-	
ABSENTEE Normal	0	0	0	0	0	0	0	0	0	
Absentee	0	50	36 72.00%	14 28.00%	0	0	32	30 93.75%	2 6.25%	
Total	3663	549	326 59.38%	222 40.44%	1 0.18%	4261	417	412 98.80%	5 1.20%	
Normal	3663	50	36 72.00%	14 28.00%	0	4261	32	30 93.75%	2 6.25%	
Absentee	3663	599	362 60.43%	236 39.40%	1 0.17%	4261	449	442 98.44%	7 1.56%	
Total										

*For Council*  
*Boyle*

*Boyle*

*Boyle*

Statement of Votes Cast  
**GENERAL MUNICIPAL ELECTION**  
**CHRISTIAN COUNTY, MISSOURI**  
**TUESDAY, APRIL 4, 2017**  
 General Municipal Election April 4, 2017  
**OFFICIAL RESULTS**

Date: 4/7/2017  
 Time: 12:38:29 PM

**OZARK QUESTION**

**FREMONT HILLS ALDERMAN, WARD 1**

Jurisdiction Wide	Reg. Voters	Total Votes	YES		NO		Reg. Voters	Total Votes	KEVIN P. JANSEN		WRITE IN
			YES	NO	YES	NO			YES	NO	
E. BENTON / 3. BRUNER Normal	-	-	-	-	-	-	-	-	-	-	-
Absentee	-	-	-	-	-	-	-	-	-	-	-
2. WEST BENTON / 14. LINDEN Normal	-	-	-	-	-	-	-	-	-	-	-
Absentee	-	-	-	-	-	-	-	-	-	-	-
4. CHADWICK/ 16.S. LINN/ 11. GARRISON/ 25.SENECA Normal	-	-	-	-	-	-	-	-	-	-	-
Absentee	-	-	-	-	-	-	-	-	-	-	-
5. RIVERSIDE #1 Normal	1888	271	208	76.75%	63	23.25%	-	-	-	-	-
Absentee	1888	0	0	-	0	-	-	-	-	-	-
6. CASSIDY #1 Normal	1889	197	131	68.50%	66	33.50%	-	-	-	-	-
Absentee	1889	0	0	-	0	-	-	-	-	-	-
7. W. FINLEY Normal	1517	180	110	61.11%	70	38.89%	-	-	-	-	-
Absentee	1517	0	0	-	0	-	-	-	-	-	-
8. EAST FINLEY Normal	3011	466	296	63.52%	170	36.48%	-	-	-	-	-
Absentee	3011	0	0	-	0	-	-	-	-	-	-
9. NORTH GALLOWAY Normal	-	-	-	-	-	-	-	-	-	-	-
Absentee	-	-	-	-	-	-	-	-	-	-	-
10. SOUTH GALLOWAY Normal	-	-	-	-	-	-	-	-	-	-	-
Absentee	-	-	-	-	-	-	-	-	-	-	-
13. LINCOLN #1 Normal	-	-	-	-	-	-	-	-	-	-	-
Absentee	-	-	-	-	-	-	-	-	-	-	-
15 NORTH LINN Normal	-	-	-	-	-	-	-	-	-	-	-
Absentee	-	-	-	-	-	-	-	-	-	-	-
17. MCCracken Normal	154	16	12	75.00%	4	25.00%	-	-	-	-	-
Absentee	154	0	0	-	0	-	-	-	-	-	-

*Tom Runey*  
*Barbara Davis*

Statement of Votes Cast  
**GENERAL MUNICIPAL ELECTION**  
**CHRISTIAN COUNTY, MISSOURI**  
**TUESDAY, APRIL 4, 2017**  
 General Municipal Election April 4, 2017  
**OFFICIAL RESULTS**

Date: 4/7/2017  
 Time: 12:38:29 PM

**OZARK QUESTION**

**FREMONT HILLS ALDERMAN, WARD 1**

	Reg. Voters	Total Votes	YES		NO		Reg. Voters	Total Votes	KEVIN P. JANSEN		WRITE IN
			Count	Percentage	Count	Percentage			Count	Percentage	
20. POLK											
Normal	-	-	-	-	-	-	-	-	-	-	-
Absentee	-	-	-	-	-	-	-	-	-	-	-
21 UNION CHAPEL 1											
Normal	-	-	-	-	-	-	-	-	-	-	-
Absentee	-	-	-	-	-	-	-	-	-	-	-
22. ROSEDALE #1A											
Normal	-	-	-	-	-	-	-	-	-	-	-
Absentee	-	-	-	-	-	-	-	-	-	-	-
23. GARDEN GROVE											
Normal	-	-	-	-	-	-	-	-	-	-	-
Absentee	-	-	-	-	-	-	-	-	-	-	-
24. NORTHVIEW #1											
Normal	-	-	-	-	-	-	-	-	-	-	-
Absentee	-	-	-	-	-	-	-	-	-	-	-
26. SPARTA											
Normal	-	-	-	-	-	-	-	-	-	-	-
Absentee	-	-	-	-	-	-	-	-	-	-	-
29. NORTHVIEW #2											
Normal	-	-	-	-	-	-	-	-	-	-	-
Absentee	-	-	-	-	-	-	-	-	-	-	-
30. ROSEDALE 1B											
Normal	-	-	-	-	-	-	-	-	-	-	-
Absentee	-	-	-	-	-	-	-	-	-	-	-
31. RIVERSIDE #2											
Normal	-	-	-	-	-	-	-	-	-	-	-
Absentee	-	-	-	-	-	-	-	-	-	-	-
32. CASSIDY #2											
Normal	-	-	-	-	-	-	-	-	-	-	-
Absentee	-	-	-	-	-	-	-	-	-	-	-
33. LINCOLN #2											
Normal	-	-	-	-	-	-	-	-	-	-	-
Absentee	-	-	-	-	-	-	-	-	-	-	-
ABSENTEE											
Normal	0	0	0	-	0	-	0	0	0	-	0
Absentee	0	135	102	75.56%	33	24.44%	0	0	2	100.00%	0
Total	11791	1700	1165	68.53%	535	31.47%	219	14	14	100.00%	0
Absentee	11791	135	102	75.56%	33	24.44%	219	2	2	100.00%	0
Total	11791	1835	1267	69.05%	568	30.95%	219	16	16	100.00%	0

*Don Bennett*  
*Carla Green*

*ABBY*

*[Signature]*



Statement of Votes Cast  
 GENERAL MUNICIPAL ELECTION  
 CHRISTIAN COUNTY, MISSOURI  
 TUESDAY, APRIL 4, 2017  
 General Municipal Election April 4, 2017  
 OFFICIAL RESULTS

Date: 4/7/2017  
 Time: 12:38:29 PM

FREMONT HILLS ALDERMAN, WARD 2      FREMONT HILLS ALDERMAN, WARD 3

Jurisdiction Wide	FREMONT HILLS ALDERMAN, WARD 2		FREMONT HILLS ALDERMAN, WARD 3	
	Reg. Voters	Total Votes	Reg. Voters	Total Votes
E. BENTON / 3. BRUNER				
Normal				
Absentee				
2. WEST BENTON / 14. LINDEN				
Normal				
Absentee				
4. CHADWICK/ 16.S. LINN/ 11. GARRISON/ 25. SENECA				
Normal				
Absentee				
5. RIVERSIDE #1				
Normal				
Absentee				
6. CASSIDY #1				
Normal				
Absentee				
7. W. FINLEY				
Normal				
Absentee				
8. EAST FINLEY				
Normal				
Absentee				
9. NORTH GALLOWAY				
Normal				
Absentee				
10. SOUTH GALLOWAY				
Normal				
Absentee				
13. LINCOLN #1				
Normal				
Absentee				
15 NORTH LINN				
Normal				
Absentee				
17. McCracken				
Normal				
Absentee				

*Theresa Bruner*  
*Barbara Bruner*

Statement of Votes Cast  
 GENERAL MUNICIPAL ELECTION  
 CHRISTIAN COUNTY, MISSOURI  
 TUESDAY, APRIL 4, 2017  
 General Municipal Election April 4, 2017  
 OFFICIAL RESULTS

Date: 4/7/2017  
 Time: 12:38:29 PM

FREMONT HILLS ALDERMAN, WARD 2

FREMONT HILLS ALDERMAN, WARD 3

	Reg. Voters	Total Votes	FREMONT HILLS ALDERMAN, WARD 2		WRITE IN	Reg. Voters	Total Votes	FREMONT HILLS ALDERMAN, WARD 3		WRITE IN
			KERRY NELSON	WRITE IN				RANDY WEST	WRITE IN	
20. POLK										
Normal	-	-	-	-	-	-	-	-	-	-
Absentee	-	-	-	-	-	-	-	-	-	-
21 UNION CHAPEL 1										
Normal	-	-	-	-	-	-	-	-	-	-
Absentee	-	-	-	-	-	-	-	-	-	-
22. ROSEDALE #1A										
Normal	-	-	-	-	-	-	-	-	-	-
Absentee	-	-	-	-	-	-	-	-	-	-
23. GARDEN GROVE										
Normal	-	-	-	-	-	-	-	-	-	-
Absentee	-	-	-	-	-	-	-	-	-	-
24. NORTHVIEW #1										
Normal	-	-	-	-	-	-	-	-	-	-
Absentee	-	-	-	-	-	-	-	-	-	-
26. SPARTA										
Normal	-	-	-	-	-	-	-	-	-	-
Absentee	-	-	-	-	-	-	-	-	-	-
29. NORTHVIEW #2										
Normal	-	-	-	-	-	-	-	-	-	-
Absentee	-	-	-	-	-	-	-	-	-	-
30. ROSEDALE 1B										
Normal	-	-	-	-	-	-	-	-	-	-
Absentee	-	-	-	-	-	-	-	-	-	-
31. RIVERSIDE #2										
Normal	-	-	-	-	-	-	-	-	-	-
Absentee	-	-	-	-	-	-	-	-	-	-
32. CASSIDY #2										
Normal	363	23	23	100.00%	0	199	12	12	100.00%	0
Absentee	363	0	0	-	0	199	0	0	-	0
33. LINCOLN #2										
Normal	-	-	-	-	-	-	-	-	-	-
Absentee	-	-	-	-	-	-	-	-	-	-
ABSENTEE										
Normal	0	0	0	100.00%	0	0	0	0	100.00%	0
Absentee	0	1	1	100.00%	0	2	2	100.00%	0	0
Total	363	23	23	100.00%	0	199	12	12	100.00%	0
Absentee	363	1	1	100.00%	0	199	2	2	100.00%	0
Total	363	24	24	100.00%	0	199	14	14	100.00%	0

*For Summary of Votes*  
*Ball Council*



Statement of Votes Cast  
 GENERAL MUNICIPAL ELECTION  
 CHRISTIAN COUNTY, MISSOURI  
 TUESDAY, APRIL 4, 2017  
 General Municipal Election April 4, 2017  
 OFFICIAL RESULTS

Date: 4/7/2017  
 Time: 12:38:29 PM

REPUBLIC MAYOR

REPUBLIC COUNCIL MEMBER, WARD 4

Jurisdiction Wide	Reg. Voters		Total Votes		DANIEL HARTER		JEFF USSERY		WRITE IN		Reg. Voters		Total Votes		JAMES L. DEICHMAN		WRITE IN		
E. BENTON / 3. BRUNER																			
Normal																			
Absentee																			
2. WEST BENTON / 14. LINDEN																			
Normal																			
Absentee																			
4. CHADWICK/ 16.S. LINN/ 11. GARRISON/ 25. SENECA																			
Normal																			
Absentee																			
5. RIVERSIDE #1																			
Absentee																			
Normal																			
6. CASSIDY #1																			
Normal																			
Absentee																			
7. W. FINLEY																			
Normal																			
Absentee																			
8. EAST FINLEY																			
Normal																			
Absentee																			
9. NORTH GALLOWAY																			
Normal																			
Absentee																			
10. SOUTH GALLOWAY																			
Normal																			
Absentee																			
13. LINCOLN #1																			
Normal																			
Absentee																			
15 NORTH LINN																			
Normal																			
Absentee																			
17. McCRACKEN																			
Normal																			
Absentee																			

*Miss Penny*  
*Carol Lewis*

*AKH*

*James L. Deichman*

Statement of Votes Cast  
**GENERAL MUNICIPAL ELECTION**  
**CHRISTIAN COUNTY, MISSOURI**  
**TUESDAY, APRIL 4, 2017**  
 General Municipal Election April 4, 2017  
**OFFICIAL RESULTS**

Date: 4/7/2017  
 Time: 12:38:29 PM

REPUBLIC MAYOR

REPUBLIC COUNCIL MEMBER, WARD 4

	REPUBLIC MAYOR				REPUBLIC COUNCIL MEMBER, WARD 4				
	Reg. Voters	Total Votes	DANIEL HARTER	JEFF USSERY	WRITE IN	Reg. Voters	Total Votes	JAMES L. DEICHMAN	WRITE IN
20. POLK Normal	66	7	5 71.43%	2 28.57%	0	66	6	6 100.00%	0
Absentee	66	0	0	-	0	66	0	0	0
21 UNION CHAPEL 1 Normal	-	-	-	-	-	-	-	-	-
Absentee	-	-	-	-	-	-	-	-	-
22. ROSEDALE #1A Normal	-	-	-	-	-	-	-	-	-
Absentee	-	-	-	-	-	-	-	-	-
23. GARDEN GROVE Normal	-	-	-	-	-	-	-	-	-
Absentee	-	-	-	-	-	-	-	-	-
24. NORTHVIEW #1 Normal	-	-	-	-	-	-	-	-	-
Absentee	-	-	-	-	-	-	-	-	-
26. SPARTA Normal	-	-	-	-	-	-	-	-	-
Absentee	-	-	-	-	-	-	-	-	-
29. NORTHVIEW #2 Normal	-	-	-	-	-	-	-	-	-
Absentee	-	-	-	-	-	-	-	-	-
30. ROSEDALE 1B Normal	-	-	-	-	-	-	-	-	-
Absentee	-	-	-	-	-	-	-	-	-
31. RIVERSIDE #2 Normal	-	-	-	-	-	-	-	-	-
Absentee	-	-	-	-	-	-	-	-	-
32. CASSIDY #2 Normal	-	-	-	-	-	-	-	-	-
Absentee	-	-	-	-	-	-	-	-	-
33. LINCOLN #2 Normal	-	-	-	-	-	-	-	-	-
Absentee	-	-	-	-	-	-	-	-	-
ABSENTEE Normal	0	0	0	0	0	0	0	0	0
Absentee	0	0	0	0	0	0	0	0	0
Total	66	7	5 71.43%	2 28.57%	0	66	6	6 100.00%	0
Absentee	66	0	0	-	0	66	0	0	0
Total	66	7	5 71.43%	2 28.57%	0	66	6	6 100.00%	0

*Don Grimes*

*Barbara Grimes*

*[Signature]*

Statement of Votes Cast  
**GENERAL MUNICIPAL ELECTION**  
**CHRISTIAN COUNTY, MISSOURI**  
**TUESDAY, APRIL 4, 2017**  
 General Municipal Election April 4, 2017  
**OFFICIAL RESULTS**

Date: 4/7/2017  
 Time: 12:38:29 PM

BILLINGS BORAD MEMBER, WARD 1

BILLINGS BORAD MEMBER, WARD 2

Jurisdiction Wide	BILLINGS BORAD MEMBER, WARD 1				BILLINGS BORAD MEMBER, WARD 2			
	Reg. Voters	Total Votes	TRICIA HUFFMAN	WRITE IN	Reg. Voters	Total Votes	NICOLAS HARTER	WRITE IN
E. BENTON / 3. BRUNER Normal	-	-	-	-	-	-	-	-
Absentee	-	-	-	-	-	-	-	-
2. WEST BENTON / 14. LINDEN Normal	-	-	-	-	-	-	-	-
Absentee	-	-	-	-	-	-	-	-
4. CHADWICK/ 16.S. LINN/ 11. GARRISON/ 25. SENECA Normal	-	-	-	-	-	-	-	-
Absentee	-	-	-	-	-	-	-	-
5. RIVERSIDE #1 Normal	-	-	-	-	-	-	-	-
Absentee	-	-	-	-	-	-	-	-
6. CASSIDY #1 Normal	-	-	-	-	-	-	-	-
Absentee	-	-	-	-	-	-	-	-
7. W. FINLEY Normal	-	-	-	-	-	-	-	-
Absentee	-	-	-	-	-	-	-	-
8. EAST FINLEY Normal	-	-	-	-	-	-	-	-
Absentee	-	-	-	-	-	-	-	-
9. NORTH GALLOWAY Normal	-	-	-	-	-	-	-	-
Absentee	-	-	-	-	-	-	-	-
10. SOUTH GALLOWAY Normal	-	-	-	-	-	-	-	-
Absentee	-	-	-	-	-	-	-	-
13. LINCOLN #1 Normal	-	-	-	-	-	-	-	-
Absentee	-	-	-	-	-	-	-	-
15 NORTH LINN Normal	-	-	-	-	-	-	-	-
Absentee	-	-	-	-	-	-	-	-
17. MCCrackEN Normal	-	-	-	-	-	-	-	-
Absentee	-	-	-	-	-	-	-	-

*Tracy Bruner*  
*Carol Cassin*

Statement of Votes Cast  
 GENERAL MUNICIPAL ELECTION  
 CHRISTIAN COUNTY, MISSOURI  
 TUESDAY, APRIL 4, 2017  
 General Municipal Election April 4, 2017  
 OFFICIAL RESULTS

Date: 4/7/2017  
 Time: 12:38:29 PM

BILLINGS BORAD MEMBER, WARD 1

BILLINGS BORAD MEMBER, WARD 2

	Reg. Voters		Total Votes		TRICIA HUFFMAN		WRITE IN		Reg. Voters		Total Votes		NICOLAS HARTER		WRITE IN	
20. POLK	Normal	164	28	27	96.43%	1	3.57%	210	41	41	100.00%	0	0			
	Absentee	164	0	0	-	0	-	210	0	0	-	0	0			
21 UNION CHAPEL 1	Normal	-	-	-	-	-	-	-	-	-	-	-	-	-	-	-
	Absentee	-	-	-	-	-	-	-	-	-	-	-	-	-	-	-
22. ROSEDALE #1A	Normal	-	-	-	-	-	-	-	-	-	-	-	-	-	-	-
	Absentee	-	-	-	-	-	-	-	-	-	-	-	-	-	-	-
23. GARDEN GROVE	Normal	-	-	-	-	-	-	-	-	-	-	-	-	-	-	-
	Absentee	-	-	-	-	-	-	-	-	-	-	-	-	-	-	-
24. NORTHVIEW #1	Normal	-	-	-	-	-	-	-	-	-	-	-	-	-	-	-
	Absentee	-	-	-	-	-	-	-	-	-	-	-	-	-	-	-
26. SPARTA	Normal	-	-	-	-	-	-	-	-	-	-	-	-	-	-	-
	Absentee	-	-	-	-	-	-	-	-	-	-	-	-	-	-	-
29. NORTHVIEW #2	Normal	-	-	-	-	-	-	-	-	-	-	-	-	-	-	-
	Absentee	-	-	-	-	-	-	-	-	-	-	-	-	-	-	-
30. ROSEDALE 1B	Normal	-	-	-	-	-	-	-	-	-	-	-	-	-	-	-
	Absentee	-	-	-	-	-	-	-	-	-	-	-	-	-	-	-
31. RIVERSIDE #2	Normal	-	-	-	-	-	-	-	-	-	-	-	-	-	-	-
	Absentee	-	-	-	-	-	-	-	-	-	-	-	-	-	-	-
32. CASSIDY #2	Normal	-	-	-	-	-	-	-	-	-	-	-	-	-	-	-
	Absentee	-	-	-	-	-	-	-	-	-	-	-	-	-	-	-
33. LINCOLN #2	Normal	-	-	-	-	-	-	-	-	-	-	-	-	-	-	-
	Absentee	-	-	-	-	-	-	-	-	-	-	-	-	-	-	-
ABSENTEE	Normal	0	0	0	-	0	-	0	0	0	-	0	0	-	0	-
	Absentee	0	2	2	100.00%	0	-	0	1	1	100.00%	0	0	-	0	-
Total	Normal	164	28	27	96.43%	1	3.57%	210	41	41	100.00%	0	0	-	0	-
	Absentee	164	2	2	100.00%	0	-	210	1	1	100.00%	0	0	-	0	-
Total		184	30	29	96.52%	1	3.33%	210	42	42	100.00%	0	0	-	0	-

*John Ernest H. Smith*  
 Carol Smith

Statement of Votes Cast  
 GENERAL MUNICIPAL ELECTION  
 CHRISTIAN COUNTY, MISSOURI  
 TUESDAY, APRIL 4, 2017  
 General Municipal Election April 4, 2017  
 OFFICIAL RESULTS

Date: 4/7/2017  
 Time: 12:38:29 PM

BILLINGS BORAD MEMBER, WARD 3

BILLINGS QUESTION NO. 1

Jurisdiction Wide	Reg. Voters	Total Votes	MAYOR		WRITE IN	Reg. Voters	Total Votes	QUESTION	
			MARVIN WOODS	WALTER WOODS				YES	NO
E. BENTON / 3. BRUNER	.	.	.	.	.	.	.	.	.
Normal	.	.	.	.	.	.	.	.	.
Absentee	.	.	.	.	.	.	.	.	.
2. WEST BENTON / 14. LINDEN	.	.	.	.	.	.	.	.	.
Normal	.	.	.	.	.	.	.	.	.
Absentee	.	.	.	.	.	.	.	.	.
4. CHADWICK/ 16. S. LINN/ 11. GARRISON/ 25. SENECA	.	.	.	.	.	.	.	.	.
Normal	.	.	.	.	.	.	.	.	.
Absentee	.	.	.	.	.	.	.	.	.
5. RIVERSIDE #1	.	.	.	.	.	.	.	.	.
Normal	.	.	.	.	.	.	.	.	.
Absentee	.	.	.	.	.	.	.	.	.
6. CASSIDY #1	.	.	.	.	.	.	.	.	.
Normal	.	.	.	.	.	.	.	.	.
Absentee	.	.	.	.	.	.	.	.	.
7. W. FINLEY	.	.	.	.	.	.	.	.	.
Normal	.	.	.	.	.	.	.	.	.
Absentee	.	.	.	.	.	.	.	.	.
8. EAST FINLEY	.	.	.	.	.	.	.	.	.
Normal	.	.	.	.	.	.	.	.	.
Absentee	.	.	.	.	.	.	.	.	.
9. NORTH GALLOWAY	.	.	.	.	.	.	.	.	.
Normal	.	.	.	.	.	.	.	.	.
Absentee	.	.	.	.	.	.	.	.	.
10. SOUTH GALLOWAY	.	.	.	.	.	.	.	.	.
Normal	.	.	.	.	.	.	.	.	.
Absentee	.	.	.	.	.	.	.	.	.
13. LINCOLN #1	.	.	.	.	.	.	.	.	.
Normal	.	.	.	.	.	.	.	.	.
Absentee	.	.	.	.	.	.	.	.	.
15. NORTH LINN	.	.	.	.	.	.	.	.	.
Normal	.	.	.	.	.	.	.	.	.
Absentee	.	.	.	.	.	.	.	.	.
17. McCRACKEN	.	.	.	.	.	.	.	.	.
Normal	.	.	.	.	.	.	.	.	.
Absentee	.	.	.	.	.	.	.	.	.

*John Russell*  
*Barla Board*

Statement of Votes Cast  
 GENERAL MUNICIPAL ELECTION  
 CHRISTIAN COUNTY, MISSOURI  
 TUESDAY, APRIL 4, 2017  
 General Municipal Election April 4, 2017  
 OFFICIAL RESULTS

Date: 4/7/2017  
 Time: 12:38:29 PM

BILLINGS BORAD MEMBER, WARD 3

BILLINGS QUESTION NO. 1

	Reg. Voters		Total Votes		MAYOR WOODS		WRITE IN		Reg. Voters		Total Votes		YES		NO	
20. POLK	Normal	252	40	39	97.50%	1	2.50%	626	124	72	58.06%	52	41.94%			
	Absentee	252	0	0	-	0	-	626	0	0	-	0	-			
21 UNION CHAPEL 1	Normal	-	-	-	-	-	-	-	-	-	-	-	-	-	-	-
	Absentee	-	-	-	-	-	-	-	-	-	-	-	-	-	-	-
22. ROSEDALE #1A	Normal	-	-	-	-	-	-	-	-	-	-	-	-	-	-	-
	Absentee	-	-	-	-	-	-	-	-	-	-	-	-	-	-	-
23. GARDEN GROVE	Normal	-	-	-	-	-	-	-	-	-	-	-	-	-	-	-
	Absentee	-	-	-	-	-	-	-	-	-	-	-	-	-	-	-
24. NORTHVIEW #1	Normal	-	-	-	-	-	-	-	-	-	-	-	-	-	-	-
	Absentee	-	-	-	-	-	-	-	-	-	-	-	-	-	-	-
26. SPARTA	Normal	-	-	-	-	-	-	-	-	-	-	-	-	-	-	-
	Absentee	-	-	-	-	-	-	-	-	-	-	-	-	-	-	-
29. NORTHVIEW #2	Normal	-	-	-	-	-	-	-	-	-	-	-	-	-	-	-
	Absentee	-	-	-	-	-	-	-	-	-	-	-	-	-	-	-
30. ROSEDALE 1B	Normal	-	-	-	-	-	-	-	-	-	-	-	-	-	-	-
	Absentee	-	-	-	-	-	-	-	-	-	-	-	-	-	-	-
31. RIVERSIDE #2	Normal	-	-	-	-	-	-	-	-	-	-	-	-	-	-	-
	Absentee	-	-	-	-	-	-	-	-	-	-	-	-	-	-	-
32. CASSIDY #2	Normal	-	-	-	-	-	-	-	-	-	-	-	-	-	-	-
	Absentee	-	-	-	-	-	-	-	-	-	-	-	-	-	-	-
33. LINCOLN #2	Normal	-	-	-	-	-	-	-	-	-	-	-	-	-	-	-
	Absentee	-	-	-	-	-	-	-	-	-	-	-	-	-	-	-
ABSENTEE	Normal	0	0	0	-	0	-	0	0	0	-	0	-	0	0	-
	Absentee	0	3	3	100.00%	0	-	0	5	3	60.00%	2	40.00%	-	-	-
Total	Normal	252	40	39	97.50%	1	2.50%	626	124	72	58.06%	52	41.94%			
	Absentee	252	3	3	100.00%	0	-	626	5	3	60.00%	2	40.00%			
	Total	252	43	42	97.67%	1	2.33%	626	129	75	58.14%	54	41.86%			

*Don Lewis*  
*Carla Grant*  
*AKG*



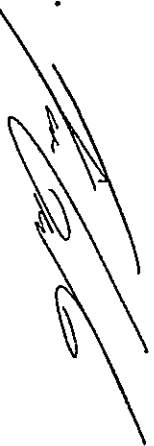
Statement of Votes Cast  
 GENERAL MUNICIPAL ELECTION  
 CHRISTIAN COUNTY, MISSOURI  
 TUESDAY, APRIL 4, 2017  
 General Municipal Election April 4, 2017  
 OFFICIAL RESULTS

Date: 4/7/2017  
 Time: 12:38:29 PM

SPARTIA MAYOR

Jurisdiction Wide	Reg. Voters	Total Votes	MIKE		NATHAN W.		WRITE IN
			YOUINKER	STAPP			
E. BENTON / 3. BRUNER Normal	.	.	.	.	.	.	.
Absentee	.	.	.	.	.	.	.
2. WEST BENTON / 14. LINDEN Normal	.	.	.	.	.	.	.
Absentee	.	.	.	.	.	.	.
4. CHADWICK/ 16.S. LINN/ 11. GARRISON/ 25. SENECA Normal	.	.	.	.	.	.	.
Absentee	.	.	.	.	.	.	.
5. RIVERSIDE #1 Normal	.	.	.	.	.	.	.
Absentee	.	.	.	.	.	.	.
6. CASSIDY #1 Normal	.	.	.	.	.	.	.
Absentee	.	.	.	.	.	.	.
7. W. FINLEY Normal	.	.	.	.	.	.	.
Absentee	.	.	.	.	.	.	.
8. EAST FINLEY Normal	.	.	.	.	.	.	.
Absentee	.	.	.	.	.	.	.
9. NORTH GALLOWAY Normal	.	.	.	.	.	.	.
Absentee	.	.	.	.	.	.	.
10. SOUTH GALLOWAY Normal	.	.	.	.	.	.	.
Absentee	.	.	.	.	.	.	.
13. LINCOLN #1 Normal	.	.	.	.	.	.	.
Absentee	.	.	.	.	.	.	.
15 NORTH LINN Normal	.	.	.	.	.	.	.
Absentee	.	.	.	.	.	.	.
17. McCRACKEN Normal	.	.	.	.	.	.	.
Absentee	.	.	.	.	.	.	.

*The County Clerk*  
*Beula E. Smith*



Statement of Votes Cast  
**GENERAL MUNICIPAL ELECTION**  
**CHRISTIAN COUNTY, MISSOURI**  
**TUESDAY, APRIL 4, 2017**  
 General Municipal Election April 4, 2017  
**OFFICIAL RESULTS**

Date: 4/7/2017  
 Time: 12:38:29 PM

**SPARTA MAYOR**

	Reg. Voters	Total Votes	MIKE YOUNKER	NATHAN W. STAPP	WRITE IN
20. POLK Normal	-	-	-	-	-
Absentee	-	-	-	-	-
21 UNION CHAPEL 1 Normal	-	-	-	-	-
Absentee	-	-	-	-	-
22. ROSEDALE #1A Normal	-	-	-	-	-
Absentee	-	-	-	-	-
23. GARDEN GROVE Normal	-	-	-	-	-
Absentee	-	-	-	-	-
24. NORTHVIEW #1 Normal	-	-	-	-	-
Absentee	-	-	-	-	-
26. SPARTA Normal	1074	298	94	31.54%	204
Absentee	1074	0	0	-	0
29. NORTHVIEW #2 Normal	-	-	-	-	-
Absentee	-	-	-	-	-
30. ROSEDALE 1B Normal	-	-	-	-	-
Absentee	-	-	-	-	-
31. RIVERSIDE #2 Normal	-	-	-	-	-
Absentee	-	-	-	-	-
32. CASSIDY #2 Normal	-	-	-	-	-
Absentee	-	-	-	-	-
33. LINCOLN #2 Normal	-	-	-	-	-
Absentee	-	-	-	-	-
ABSENTEE Normal	0	0	0	-	0
Absentee	0	10	5	50.00%	5
Total	1074	298	94	31.54%	204
Absentee	1074	10	5	50.00%	5
Total	1074	308	99	32.14%	209
				57.86%	0

*Don Russell*  
*Paula Brown*

*[Signature]*