



CERTIFICATION OF MISSOURI ELECTION RETURNS
March 15, 2016
PRESIDENTIAL PREFERENCE PRIMARY

Note – This form, attached to the Election results, must be forwarded to:

Jason Kander
Secretary of State
Kirkpatrick State Information Center
PO Box 1767
Jefferson City, MO 65102

as provided by Section 115.507, RSMo.

State of Missouri)
) ss.
County of Christian)

I, Kay Brown, Christian County Clerk/, Election Authority for the

County of Christian, hereby certify the attached document to be a true, correct and complete abstract of all the votes cast in said county for all candidates and ballot issues at the Presidential Preference Primary held on March 15, 2016, as shown by the returns from the different polling voting places or precincts in said county, and as verified by the verification board as provided in Section 115.507, RSMo.


IN TESTIMONY WHEREOF, I hereunto set my hand and affix the seal of the County, at my office in

Ozark, Missouri

(City)

this 21st day of March, 2016

Kay Brown
Election Authority



Election Summary Report
 PRESIDENTIAL PREFERENCE PRIMARY
 MARCH 15, 2016 - CHRISTIAN COUNTY, MISSOURI
 March 15, 2016 Presidential Preference Primary
 OFFICIAL Mar_21_2016

Date: 3/21/2016
 Time: 3:02:26 PM
 Page 1/1

Registered Voters 53,545 - Total Ballots 25,159 : 46.99%

27 of 27 Precincts Reporting 100.00%

Party Distribution

Number of Precincts 27
 Precincts Reporting 27 100.00%

Total Ballots 25,159

DEMOCRATIC PARTY	5,263	20.92%
REPUBLICAN PARTY	19,870	78.98%
LIBERTARIAN PARTY	23	0.09%
CONSTITUTION PARTY	3	0.01%

UNITED STATES PRESIDENT
 (DEMOCRATIC PARTY)

Number of Precincts 27
 Precincts Reporting 27 100.00%

Vote For 1
 Total Votes 5,263

HILLARY CLINTON	2,147	40.79%
HENRY HEWES	3	0.06%
ROQUE "ROCKY" DE LA FUENTE	2	0.04%
BERNIE SANDERS	3,073	58.39%
KEITH JUDD	1	0.02%
WILLIE L. WILSON	1	0.02%
MARTIN J. O'MALLEY	2	0.04%
JOHN WOLFE	0	0%
JON ADAMS	5	0.10%
(UNCOMMITTED)	29	0.55%

UNITED STATES PRESIDENT
 (REPUBLICAN PARTY)

Number of Precincts 27
 Precincts Reporting 27 100.00%

Vote For 1
 Total Votes 19,869

CHRIS CHRISTIE	23	0.12%
JEB BUSH	39	0.20%
BEN CARSON	154	0.78%
DONALD J. TRUMP	6,908	34.77%
MARCO RUBIO	834	4.20%
TED CRUZ	10,589	53.29%
RICK SANTORUM	12	0.06%
CARLY FIORINA	8	0.04%
JOHN R. KASICH	1,181	5.94%
RAND PAUL	33	0.17%
JIM LYNCH	0	0%
MIKE HUCKABEE	51	0.26%
(UNCOMMITTED)	37	0.19%

UNITED STATES PRESIDENT
 (LIBERTARIAN PARTY)

Number of Precincts 27
 Precincts Reporting 27 100.00%

Vote For 1
 Total Votes 23

AUSTIN PETERSEN	11	47.83%
STEVEN ELLIOTT (STEVE)	2	8.70%
KERBEL		
RHETT ROSENQUEST SMITH	0	0%
CECIL INCE	0	0%
MARC ALLAN FELDMAN	1	4.35%
(UNCOMMITTED)	9	39.13%

UNITED STATES PRESIDENT
 (CONSTITUTION PARTY)

Number of Precincts 27
 Precincts Reporting 27 100.00%

Vote For 1
 Total Votes 3


(UNCOMMITTED)	3	100.00%
---------------	---	---------

[Handwritten signatures]
 Barbara Hogner
 Tom Purcell
 [unclear]

Statement of Votes Cast
 PRESIDENTIAL PREFERENCE PRIMARY
 MARCH 15, 2016 - CHRISTIAN COUNTY, MISSOURI
 March 15, 2016 Presidential Preference Primary
 OFFICIAL Mar_21_2016-Statement-Of-Votes

Date: 3/21/2016
 Time: 3:05:27 PM

Jurisdiction Wide	Turnout		
	Reg. Voters	Ballots Cast	% Turnout
1. E. BENTON/3. BRUNER Normal	871	370	42.48%
Absentee	871	-	-
2. W. BENTON/14. LINDEN Normal	1662	842	50.66%
Absentee	1662	-	-
4. CHADWICK/16. S. LINN/11. GARRISON/25. SENECA Normal	612	268	43.79%
Absentee	612	-	-
5. RIVERSIDE #1 Normal	2319	1070	46.14%
Absentee	2319	-	-
6. CASSIDY #1 Normal	2345	993	42.35%
Absentee	2345	-	-
7. WEST FINLEY Normal	2981	1215	40.76%
Absentee	2981	-	-
8. EAST FINLEY Normal	4177	1773	42.45%
Absentee	4177	-	-
9. NORTH GALLOWAY Normal	2552	1126	44.12%
Absentee	2552	-	-
10. SOUTH GALLOWAY Normal	1431	690	48.22%
Absentee	1431	-	-
12. LEAD HILL/18. OLDFIELD Normal	463	218	47.08%
Absentee	463	-	-
13. LINCOLN #1 Normal	2082	934	44.86%
Absentee	2082	-	-
15. NORTH LINN Normal	722	404	55.96%
Absentee	722	-	-


 Barbara Stegner
 Paula E. Smith
 Jim Bussell

Statement of Votes Cast
 PRESIDENTIAL PREFERENCE PRIMARY
 MARCH 15, 2016 - CHRISTIAN COUNTY, MISSOURI
 March 15, 2016 Presidential Preference Primary
 OFFICIAL Mar_21_2016-Statement-Of-Votes

Date: 3/21/2016
 Time: 3:05:27 PM

	Turnout	
	Reg. Voters	Ballots Cast
17. MCCracken	1633	814
Normal	1633	814
Absentee	-	-
20. Polk	2226	1008
Normal	2226	1008
Absentee	-	-
21. Union Chapel #1	2853	1334
Normal	2853	1334
Absentee	-	-
22. ROSEDALE #1A	2262	983
Normal	2262	983
Absentee	-	-
23. GARDEN GROVE	1957	899
Normal	1957	899
Absentee	-	-
24. NORTHVIEW #1	2917	1327
Normal	2917	1327
Absentee	-	-
26. SPARTA	1712	729
Normal	1712	729
Absentee	-	-
27. Union Chapel #2	3094	1461
Normal	3094	1461
Absentee	-	-
28. ROSEDALE #2	1868	938
Normal	1868	938
Absentee	-	-
29. NORTHVIEW #2	1898	892
Normal	1898	892
Absentee	-	-
30. ROSEDALE 1B	2175	860
Normal	2175	860
Absentee	-	-
31. RIVERSIDE #2	2459	1157
Normal	2459	1157
Absentee	-	-
32. CASSIDY #2	2960	1364
Normal	2960	1364
Absentee	-	-

	Reg. Voters	Ballots Cast	% Turnout
17. MCCracken	1633	814	49.85%
20. Polk	2226	1008	45.28%
21. Union Chapel #1	2853	1334	46.76%
22. ROSEDALE #1A	2262	983	43.46%
23. GARDEN GROVE	1957	899	45.94%
24. NORTHVIEW #1	2917	1327	45.49%
26. SPARTA	1712	729	42.58%
27. Union Chapel #2	3094	1461	47.22%
28. ROSEDALE #2	1868	938	50.21%
29. NORTHVIEW #2	1898	892	47.00%
30. ROSEDALE 1B	2175	860	39.54%
31. RIVERSIDE #2	2459	1157	47.05%
32. CASSIDY #2	2960	1364	46.08%

Statement of Votes Cast
 PRESIDENTIAL PREFERENCE PRIMARY
 MARCH 15, 2016 - CHRISTIAN COUNTY, MISSOURI
 March 15, 2016 Presidential Preference Primary
 OFFICIAL Mar_21_2016-Statement-Of-Votes

Date: 3/21/2016
 Time: 3:05:27 PM

	Turnout		
	Reg. Voters	Ballots Cast	% Turnout
33. LINCOLN #2			
Normal	1314	547	41.63%
Absentee	1314	2	0.15%
ABSENTEE			
Normal	-	-	-
Absentee	-	941	-
Total	53545	24216	45.23%
Normal	53545	943	1.76%
Absentee			
Total	53545	25159	46.99%

Statement of Votes Cast
 PRESIDENTIAL PREFERENCE PRIMARY
 MARCH 15, 2016 - CHRISTIAN COUNTY, MISSOURI
 March 15, 2016 Presidential Preference Primary
 OFFICIAL Mar_21_2016-Statement-Of-Votes

Date: 3/21/2016
 Time: 3:05:27 PM

	UNITED STATES PRESIDENT (DEMOCRATIC PARTY)													
	Reg. Voters	Total Votes	HILLARY CLINTON	HENRY HEWES	"ROCKY" DE LA FUENTE	BERNIE SANDERS	KEITH JUDD	WILLIE L. WILSON	MARTIN J. O'MALLEY	JOHN WOLFE				
17. MCCracken Normal	1633	143	62	43.36%	0	0	80	55.94%	0	0	0	0	0	0
Absentee	1633	0	0	-	0	0	0	-	0	0	0	0	0	0
20. POLK Normal	2226	190	90	47.37%	0	0	99	52.11%	0	0	0	0	0	0
Absentee	2226	0	0	-	0	0	0	-	0	0	0	0	0	0
21. UNION CHAPEL #1 Normal	2853	293	119	40.61%	0	0	173	59.04%	0	0	0	0	0	0
Absentee	2853	0	0	-	0	0	0	-	0	0	0	0	0	0
22. ROSEDALE #1A Normal	2262	238	102	42.86%	0	0	135	56.72%	0	0	0	0	0	0
Absentee	2262	0	0	-	0	0	0	-	0	0	0	0	0	0
23. GARDEN GROVE Normal	1957	194	84	43.30%	0	0	109	56.19%	0	0	0	0	0	0
Absentee	1957	0	0	-	0	0	0	-	0	0	0	0	0	0
24. NORTHVIEW #1 Normal	2917	295	134	45.42%	0	0	166	52.88%	0	0	1	0.34%	0	0
Absentee	2917	0	0	-	0	0	0	-	0	0	0	0	0	0
26. SPARTA Normal	1712	139	71	51.08%	0	0	66	47.48%	0	0	0	0	0	0
Absentee	1712	0	0	-	0	0	0	-	0	0	0	0	0	0
27. UNION CHAPEL #2 Normal	3094	293	101	35.69%	0	0	182	64.31%	0	0	0	0	0	0
Absentee	3094	0	0	-	0	0	0	-	0	0	0	0	0	0
28. ROSEDALE #2 Normal	1868	201	87	43.28%	0	0	111	55.22%	0	0	0	0	0	0
Absentee	1868	0	0	-	0	0	0	-	0	0	0	0	0	0
29. NORTHVIEW #2 Normal	1898	222	89	40.09%	0	0	132	59.46%	0	0	0	0	0	0
Absentee	1898	0	0	-	0	0	0	-	0	0	0	0	0	0
30. ROSEDALE 1B Normal	2175	236	80	33.90%	0	0	156	66.10%	0	0	0	0	0	0
Absentee	2175	0	0	-	0	0	0	-	0	0	0	0	0	0
31. RIVERSIDE #2 Normal	2459	210	75	35.71%	0	0	134	63.81%	0	0	0	0	0	0
Absentee	2459	0	0	-	0	0	0	-	0	0	0	0	0	0
32. CASSIDY #2 Normal	2960	321	138	42.99%	0	0	183	57.01%	0	0	0	0	0	0
Absentee	2960	0	0	-	0	0	0	-	0	0	0	0	0	0

Statement of Votes Cast
 PRESIDENTIAL PREFERENCE PRIMARY
 MARCH 15, 2016 - CHRISTIAN COUNTY, MISSOURI
 March 15, 2016 Presidential Preference Primary
 OFFICIAL Mar_21_2016-Statement-Of-Votes

Date: 3/21/2016
 Time: 3:05:27 PM

UNITED STATES PRESIDENT
 (DEMOCRATIC PARTY)

Jurisdiction Wide	Reg. Voters	Total Votes	JON ADAMS	(UNCOMMITT ED)	
1. E. BENTON/3. BRUNER Normal	871	65	0	-	2 3.08%
Absentee	871	0	0	-	0 -
2. W. BENTON/14. LINDEN Normal	1662	160	0	-	0 -
Absentee	1662	0	0	-	0 -
4. CHADWICK/16. S. LINN/11. GARRISON/25. SENECA Normal	612	52	0	-	0 -
Absentee	612	0	0	-	0 -
5. RIVERSIDE #1 Normal	2319	224	0	-	2 0.89%
Absentee	2319	0	0	-	0 -
6. CASSIDY #1 Normal	2345	207	0	-	0 -
Absentee	2345	0	0	-	0 -
7. WEST FINLEY Normal	2981	268	0	-	1 0.37%
Absentee	2981	0	0	-	0 -
8. EAST FINLEY Normal	4177	378	1	0.26%	2 0.53%
Absentee	4177	0	0	-	0 -
9. NORTH GALLOWAY Normal	2552	215	0	-	1 0.47%
Absentee	2552	0	0	-	0 -
10. SOUTH GALLOWAY Normal	1431	116	0	-	1 0.86%
Absentee	1431	0	0	-	0 -
12. LEAD HILL/18. OLDFIELD Normal	463	42	0	-	0 -
Absentee	463	0	0	-	0 -
13. LINCOLN #1 Normal	2082	178	0	-	1 0.56%
Absentee	2082	0	0	-	0 -
15. NORTH LINN Normal	722	83	0	-	2 2.41%
Absentee	722	0	0	-	0 -

Statement of Votes Cast
 PRESIDENTIAL PREFERENCE PRIMARY
 MARCH 15, 2016 - CHRISTIAN COUNTY, MISSOURI
 March 15, 2016 Presidential Preference Primary
 OFFICIAL Mar_21_2016-Statement-Of-Votes

Date: 3/21/2016
 Time: 3:05:27 PM

UNITED STATES PRESIDENT
 (DEMOCRATIC PARTY)

	Reg. Voters	Total Votes	JON ADAMS		(UNCOMMITT ED)	
17. MCCracken Normal	1633	143	0	-	1	0.70%
Absentee	1633	0	0	-	0	-
20. Polk Normal	2226	190	0	-	1	0.53%
Absentee	2226	0	0	-	0	-
21. Union Chapel #1 Normal	2853	293	1	0.34%	0	-
Absentee	2853	0	0	-	0	-
22. Rosedale #1A Normal	2262	238	1	0.42%	0	-
Absentee	2262	0	0	-	0	-
23. Garden Grove Normal	1957	194	0	-	1	0.52%
Absentee	1957	0	0	-	0	-
24. Northview #1 Normal	2917	295	2	0.68%	2	0.68%
Absentee	2917	0	0	-	0	-
26. Sparta Normal	1712	139	0	-	2	1.44%
Absentee	1712	0	0	-	0	-
27. Union Chapel #2 Normal	3094	283	0	-	0	-
Absentee	3094	0	0	-	0	-
28. Rosedale #2 Normal	1868	201	0	-	2	1.00%
Absentee	1868	0	0	-	0	-
29. Northview #2 Normal	1898	222	0	-	1	0.45%
Absentee	1898	0	0	-	0	-
30. Rosedale 1B Normal	2175	236	0	-	0	-
Absentee	2175	0	0	-	0	-
31. Riverside #2 Normal	2459	210	0	-	1	0.48%
Absentee	2459	0	0	-	0	-
32. Cassidy #2 Normal	2960	321	0	-	0	-
Absentee	2960	0	0	-	0	-

Statement of Votes Cast
 PRESIDENTIAL PREFERENCE PRIMARY
 MARCH 15, 2016 - CHRISTIAN COUNTY, MISSOURI
 March 15, 2016 Presidential Preference Primary
 OFFICIAL Mar_21_2016-Statement-Of-Votes

Date: 3/21/2016
 Time: 3:05:27 PM

UNITED STATES PRESIDENT
 (DEMOCRATIC PARTY)

33. LINCOLN #2	Reg. Voters	Total Votes	JON ADAMS		(UNCOMMITT ED)	
Normal	1314	113	0	-	0	-
Absentee	1314	0	0	-	0	-
ABSENTEE						
Normal	0	1	0	-	0	-
Absentee	0	196	0	-	6	3.06%
Total						
Normal	53545	5067	5	0.10%	23	0.45%
Absentee	53545	196	0	-	6	3.06%
Total	53545	5263	5	0.10%	29	0.55%

Statement of Votes Cast
 PRESIDENTIAL PREFERENCE PRIMARY
 MARCH 15, 2016 - CHRISTIAN COUNTY, MISSOURI
 March 15, 2016 Presidential Preference Primary
 OFFICIAL Mar_21_2016-Statement-Of-Votes

Date: 3/21/2016
 Time: 3:05:27 PM

UNITED STATES PRESIDENT
 (CONSTITUTION PARTY)

Jurisdiction Wide	Reg. Voters	Total Votes	(UNCOMMITT ED)		
1. E. BENTON/3. BRUNER Normal	871	0	0		
Absentee	871	0	0		
2. W. BENTON/14. LINDEN Normal	1662	0	0		
Absentee	1662	0	0		
4. CHADWICK/16. S. LINN/11. GARRISON/25. SENECA Normal	612	0	0		
Absentee	612	0	0		
5. RIVERSIDE #1 Normal	2319	0	0		
Absentee	2319	0	0		
6. CASSIDY #1 Normal	2345	0	0		
Absentee	2345	0	0		
7. WEST FINLEY Normal	2981	1	1	100.00%	
Absentee	2981	0	0		
8. EAST FINLEY Normal	4177	0	0		
Absentee	4177	0	0		
9. NORTH GALLOWAY Normal	2552	0	0		
Absentee	2552	0	0		
10. SOUTH GALLOWAY Normal	1431	0	0		
Absentee	1431	0	0		
12. LEAD HILL/18. OLDFIELD Normal	463	0	0		
Absentee	463	0	0		
13. LINCOLN #1 Normal	2082	1	1	100.00%	
Absentee	2082	0	0		
15. NORTH LINN Normal	722	0	0		
Absentee	722	0	0		

Statement of Votes Cast
 PRESIDENTIAL PREFERENCE PRIMARY
 MARCH 15, 2016 - CHRISTIAN COUNTY, MISSOURI
 March 15, 2016 Presidential Preference Primary
 OFFICIAL Mar_21_2016-Statement-Of-Votes

Date: 3/21/2016
 Time: 3:05:27 PM

	UNITED STATES PRESIDENT (CONSTITUTION PARTY)		(UNCOMMITT ED)	
	Reg. Voters	Total Votes		
17. MCCRACKEN	1633	0	0	-
Normal	1633	0	0	-
Absentee				
20. POLK	2226	0	0	-
Normal	2226	0	0	-
Absentee				
21. UNION CHAPEL #1	2853	0	0	-
Normal	2853	0	0	-
Absentee				
22. ROSEDALE #1A	2262	0	0	-
Normal	2262	0	0	-
Absentee				
23. GARDEN GROVE	1957	1	1	100.00%
Normal	1957	0	0	-
Absentee				
24. NORTHVIEW #1	2917	0	0	-
Normal	2917	0	0	-
Absentee				
26. SPARTA	1712	0	0	-
Normal	1712	0	0	-
Absentee				
27. UNION CHAPEL #2	3094	0	0	-
Normal	3094	0	0	-
Absentee				
28. ROSEDALE #2	1888	0	0	-
Normal	1888	0	0	-
Absentee				
29. NORTHVIEW #2	1898	0	0	-
Normal	1898	0	0	-
Absentee				
30. ROSEDALE 1B	2175	0	0	-
Normal	2175	0	0	-
Absentee				
31. RIVERSIDE #2	2459	0	0	-
Normal	2459	0	0	-
Absentee				
32. CASSIDY #2	2960	0	0	-
Normal	2960	0	0	-
Absentee				

Statement of Votes Cast
 PRESIDENTIAL PREFERENCE PRIMARY
 MARCH 15, 2016 - CHRISTIAN COUNTY, MISSOURI
 March 15, 2016 Presidential Preference Primary
 OFFICIAL Mar_21_2016-Statement-Of-Votes

Date: 3/21/2016
 Time: 3:05:27 PM

UNITED STATES PRESIDENT
 (CONSTITUTION PARTY)

	Reg. Voters	Total Votes	(UNCOMMITT ED)	
33. LINCOLN #2				
Normal	1314	0	0	-
Absentee	1314	0	0	-
ABSENTEE				
Normal	0	0	0	-
Absentee	0	0	0	-
Total				
Normal	53545	3	3	100.00%
Absentee	53545	0	0	-
Total	53545	3	3	100.00%

Statement of Votes Cast
 PRESIDENTIAL PREFERENCE PRIMARY
 MARCH 15, 2016 - CHRISTIAN COUNTY, MISSOURI
 March 15, 2016 Presidential Preference Primary
 OFFICIAL Mar_21_2016-Statement-Of-Votes

Date: 3/21/2016
 Time: 3:05:27 PM

UNITED STATES PRESIDENT
 (REPUBLICAN PARTY)

	Reg. Voters	Total Votes	CHRIS CHRISTIE	JEB BUSH	BEN CARSON	DONALD J. TRUMP	MARCO RUBIO	TED CRUZ	RICK SANTORUM	CARLY FIORINA
33. LINCOLN #2										
Normal	1314	434	0	2	4	146	14	249	0	0
Absentee	1314	0	-	0	0	0	0	0	0	0
Absentee	0	3	0	0	0	0	0	3	0	0
Normal	0	740	3	4	22	244	82	334	1	0
Absentee	0	0	0	0	0	0	0	0	0	0
Total	53545	19127	20	35	132	6663	751	10255	11	8
Normal	53545	740	3	4	22	244	82	334	1	0
Absentee	53545	19869	23	39	154	6908	834	10589	12	8
			0.12%	0.20%	0.78%	34.77%	4.20%	53.29%	0.06%	0.04%

Statement of Votes Cast
 PRESIDENTIAL PREFERENCE PRIMARY
 MARCH 15, 2016 - CHRISTIAN COUNTY, MISSOURI
 March 15, 2016 Presidential Preference Primary
 OFFICIAL Mar_21_2016-Statement-Of-Votes

Date: 3/21/2016
 Time: 3:05:27 PM

UNITED STATES PRESIDENT
 (REPUBLICAN PARTY)

Jurisdiction Wide	Reg. Voters	Total Votes	JOHN R. KASICH	RAND PAUL	JIM LYNCH	MIKE HUCKABEE	(UNCOMMITT ED)
1. E. BENTON/3. BRUNER Normal	871	305	7	0	0	1	1
Absentee	871	0	0	0	0	0	0
2. W. BENTON/4. LINDEN Normal	1662	662	34	1	0	1	1
Absentee	1662	0	0	0	0	0	0
4. CHADWICK/16. S. LINN/11. GARRISON/25. SENECA Normal	612	216	5	0	0	0	1
Absentee	612	0	0	0	0	0	0
5. RIVERSIDE #1 Normal	2319	845	49	2	0	1	2
Absentee	2319	0	0	0	0	0	0
6. CASSIDY #1 Normal	2345	786	37	5	0	3	3
Absentee	2345	0	0	0	0	0	0
7. WEST FINLEY Normal	2981	946	33	4	0	4	4
Absentee	2981	0	0	0	0	0	0
8. EAST FINLEY Normal	4177	1392	83	3	0	2	0
Absentee	4177	0	0	0	0	0	0
9. NORTH GALLOWAY Normal	2552	909	42	0	0	2	3
Absentee	2552	0	0	0	0	0	0
10. SOUTH GALLOWAY Normal	1431	573	30	0	0	3	1
Absentee	1431	0	0	0	0	0	0
12. LEAD HILL/18. OLDFIELD Normal	463	176	7	1	0	1	0
Absentee	463	0	0	0	0	0	0
13. LINCOLN #1 Normal	2082	754	48	1	0	0	0
Absentee	2082	0	0	0	0	0	0
15. NORTH LINN Normal	722	320	15	0	0	0	1
Absentee	722	0	0	0	0	0	0

Statement of Votes Cast
 PRESIDENTIAL PREFERENCE PRIMARY
 MARCH 15, 2016 - CHRISTIAN COUNTY, MISSOURI
 March 15, 2016 Presidential Preference Primary
 OFFICIAL Mar_21_2016-Statement-Of-Votes

Date: 3/21/2016
 Time: 3:05:27 PM

UNITED STATES PRESIDENT
 (REPUBLICAN PARTY)

	Reg. Voters	Total Votes	JOHN R. KASICH	RAND PAUL	JIM LYNCH	MIKE HUCKABEE	(UNCOMMITT ED)
17. MCCRACKEN Normal	1633	671	43 6.41%	2 0.30%	0	0	1 0.15%
Absentee	1633	0	0	-	0	0	0
20. POLK Normal	2226	818	42 5.13%	2 0.24%	0	1 0.12%	0
Absentee	2226	0	0	-	0	0	0
21. UNION CHAPEL #1 Normal	2853	1041	85 8.17%	2 0.19%	0	5 0.48%	4 0.38%
Absentee	2853	0	0	-	0	0	0
22. ROSEDALE #1A Normal	2262	745	40 5.37%	1 0.13%	0	1 0.13%	1 0.13%
Absentee	2262	0	0	-	0	0	0
23. GARDEN GROVE Normal	1957	699	45 6.44%	3 0.43%	0	0	1 0.14%
Absentee	1957	0	0	-	0	0	0
24. NORTHVIEW #1 Normal	2917	1031	80 7.76%	0	0	1 0.10%	1 0.10%
Absentee	2917	0	0	-	0	0	0
26. SPARTA Normal	1712	590	36 6.10%	1 0.17%	0	1 0.17%	0
Absentee	1712	0	0	-	0	0	0
27. UNION CHAPEL #2 Normal	3094	1177	83 7.05%	1 0.08%	0	1 0.08%	1 0.08%
Absentee	3094	0	0	-	0	0	0
28. ROSEDALE #2 Normal	1868	737	40 5.43%	1 0.14%	0	3 0.41%	2 0.27%
Absentee	1868	0	0	-	0	0	0
29. NORTHVIEW #2 Normal	1898	667	49 7.35%	0	0	3 0.45%	0
Absentee	1898	0	0	-	0	0	0
30. ROSEDALE 1B Normal	2175	622	25 4.02%	0	0	3 0.48%	0
Absentee	2175	0	0	-	0	0	0
31. RIVERSIDE #2 Normal	2459	947	73 7.71%	1 0.11%	0	3 0.32%	0
Absentee	2459	0	0	-	0	0	0
32. CASSIDY #2 Normal	2960	1041	92 8.84%	2 0.19%	0	6 0.58%	3 0.29%
Absentee	2960	0	0	-	0	0	0

Statement of Votes Cast
 PRESIDENTIAL PREFERENCE COUNTY PRIMARY
 MARCH 15, 2016 - CHRISTIAN COUNTY, MISSOURI
 March 15, 2016 Presidential Preference Primary
 OFFICIAL Mar_21_2016-Statement-Of-Votes

Date: 3/21/2016
 Time: 3:05:27 PM

UNITED STATES PRESIDENT
 (LIBERTARIAN PARTY)

Jurisdiction Wide	Reg. Voters	Total Votes	AUSTIN PETERSEN	STEVEN ELLIOTT (STEVE)	RHETT ROSENGUES T SMITH	CECIL INCE	MARC ALLAN FELDMAN	(UNCOMMITT ED)
1. E. BENTON/3. BRUNER Normal	871	0	0	0	0	0	0	0
Absentee	871	0	0	0	0	0	0	0
2. W. BENTON/14. LINDEN Normal	1662	0	0	0	0	0	0	0
Absentee	1662	0	0	0	0	0	0	0
4. CHADWICK/16. S. LINN/11. GARRISON/25. SENECA Normal	612	0	0	0	0	0	0	0
Absentee	612	0	0	0	0	0	0	0
5. RIVERSIDE #1 Normal	2319	1	100.00%	0	0	0	0	0
Absentee	2319	0	0	0	0	0	0	0
6. CASSIDY #1 Normal	2345	0	0	0	0	0	0	0
Absentee	2345	0	0	0	0	0	0	0
7. WEST FINLEY Normal	2981	0	0	0	0	0	0	0
Absentee	2981	0	0	0	0	0	0	0
8. EAST FINLEY Normal	4177	2	100.00%	0	0	0	0	0
Absentee	4177	0	0	0	0	0	0	0
9. NORTH GALLOWAY Normal	2552	2	50.00%	0	0	0	0	1 50.00%
Absentee	2552	0	0	0	0	0	0	0
10. SOUTH GALLOWAY Normal	1431	1	0	100.00%	0	0	0	0
Absentee	1431	0	0	0	0	0	0	0
12. LEAD HILL/18. OLDFIELD Normal	463	0	0	0	0	0	0	0
Absentee	463	0	0	0	0	0	0	0
13. LINCOLN #1 Normal	2082	1	100.00%	0	0	0	0	0
Absentee	2082	0	0	0	0	0	0	0
15. NORTH LINN Normal	722	1	0	0	0	0	0	1 100.00%
Absentee	722	0	0	0	0	0	0	0

Statement of Votes Cast
 PRESIDENTIAL PREFERENCE PRIMARY
 MARCH 15, 2016 - CHRISTIAN COUNTY, MISSOURI
 March 15, 2016 Presidential Preference Primary
 OFFICIAL Mar_21_2016-Statement-Of-Votes

Date: 3/21/2016
 Time: 3:05:27 PM

UNITED STATES PRESIDENT
 (LIBERTARIAN PARTY)

	Reg. Voters	Total Votes	AUSTIN PETERSEN	STEVEN ELLIOTT (STEVE)	RHETT ROSENAQUES T SMITH	CECIL INCE	MARC ALLAN FELDMAN	(UNCOMMITT ED)
17. MCCracken Normal	1633	0	0	0	0	0	0	0
Absentee	1633	0	0	0	0	0	0	0
20. POLK Normal	2226	0	0	0	0	0	0	0
Absentee	2226	0	0	0	0	0	0	0
21. UNION CHAPEL #1 Normal	2853	0	0	0	0	0	0	0
Absentee	2853	0	0	0	0	0	0	0
22. ROSEDALE #1A Normal	2262	0	0	0	0	0	0	0
Absentee	2262	0	0	0	0	0	0	0
23. GARDEN GROVE Normal	1957	5	3	60.00%	0	0	0	2
Absentee	1957	0	0	0	0	0	0	0
24. NORTHVIEW #1 Normal	2917	1	0	0	1	100.00%	0	0
Absentee	2917	0	0	0	0	0	0	0
26. SPARTA Normal	1712	0	0	0	0	0	0	0
Absentee	1712	0	0	0	0	0	0	0
27. UNION CHAPEL #2 Normal	3094	1	0	0	0	0	0	1
Absentee	3094	0	0	0	0	0	0	0
28. ROSEDALE #2 Normal	1868	0	0	0	0	0	0	0
Absentee	1868	0	0	0	0	0	0	0
29. NORTHVIEW #2 Normal	1898	3	2	66.67%	0	0	1	33.33%
Absentee	1898	0	0	0	0	0	0	0
30. ROSEDALE 1B Normal	2175	2	0	0	0	0	0	2
Absentee	2175	0	0	0	0	0	0	0
31. RIVERSIDE #2 Normal	2459	0	0	0	0	0	0	0
Absentee	2459	0	0	0	0	0	0	0
32. CASSIDY #2 Normal	2960	2	1	50.00%	0	0	0	1
Absentee	2960	0	0	0	0	0	0	0

Precinct Summary Report
 PRESIDENTIAL PREFERENCE PRIMARY
 MARCH 15, 2016 - CHRISTIAN COUNTY, MISSOURI
 March 15, 2016 Presidential Preference Primary
 ABSENTEE
 OFFICIAL Mar_21_2016

Date: 3/21/2016
 Time: 3:03:34 PM
 Page 1/1

Registered Voters 0 - Total Ballots 941 : N/A

Party Distribution

Total Ballots	941	
DEMOCRATIC PARTY	197	20.94%
REPUBLICAN PARTY	743	78.96%
LIBERTARIAN PARTY	1	0.11%
CONSTITUTION PARTY	0	0%

UNITED STATES PRESIDENT
 (DEMOCRATIC PARTY)

Vote For 1		
Total Votes	197	
HILLARY CLINTON	111	56.35%
HENRY HEWES	1	0.51%
ROQUE "ROCKY" DE LA FUENTE	0	0%
BERNIE SANDERS	77	39.09%
KEITH JUDD	1	0.51%
WILLIE L. WILSON	0	0%
MARTIN J. O'MALLEY	1	0.51%
JOHN WOLFE	0	0%
JON ADAMS	0	0%
(UNCOMMITTED)	6	3.05%

UNITED STATES PRESIDENT
 (REPUBLICAN PARTY)

Vote For 1		
Total Votes	743	
CHRIS CHRISTIE	3	0.40%
JEB BUSH	4	0.54%
BEN CARSON	22	2.96%
DONALD J. TRUMP	244	32.84%
MARCO RUBIO	82	11.04%
TED CRUZ	337	45.36%
RICK SANTORUM	1	0.13%
CARLY FIORINA	0	0%
JOHN R. KASICH	43	5.79%
RAND PAUL	0	0%
JIM LYNCH	0	0%
MIKE HUCKABEE	2	0.27%
(UNCOMMITTED)	5	0.67%

UNITED STATES PRESIDENT
 (LIBERTARIAN PARTY)

Vote For 1		
Total Votes	1	
AUSTIN PETERSEN	0	0%
STEVEN ELLIOTT (STEVE)	0	0%
KERBEL		
RHETT ROSENQUEST SMITH	0	0%
CECIL INCE	0	0%
MARC ALLAN FELDMAN	0	0%
(UNCOMMITTED)	1	100.00%

UNITED STATES PRESIDENT
 (CONSTITUTION PARTY)

Vote For 1		
Total Votes	0	
(UNCOMMITTED)	0	0%

[Handwritten Signature]
 Barbara Hoque
 Lisa Ornell
 Carla Cassin

Precinct Summary Report
 PRESIDENTIAL PREFERENCE PRIMARY
 MARCH 15, 2016 - CHRISTIAN COUNTY, MISSOURI
 March 15, 2016 Presidential Preference Primary
 1. E. BENTON/3. BRUNER
 OFFICIAL Mar_21_2016

Date: 3/21/2016
 Time: 3:03:32 PM
 Page 1/1

Registered Voters 871 - Total Ballots 370 : 42.48%

Party Distribution

Total Ballots	370	
DEMOCRATIC PARTY	65	17.57%
REPUBLICAN PARTY	305	82.43%
LIBERTARIAN PARTY	0	0%
CONSTITUTION PARTY	0	0%

UNITED STATES PRESIDENT
 (DEMOCRATIC PARTY)

Vote For 1		
Total Votes	65	
HILLARY CLINTON	24	36.92%
HENRY HEWES	0	0%
ROQUE "ROCKY" DE LA FUENTE	0	0%
BERNIE SANDERS	39	60.00%
KEITH JUDD	0	0%
WILLIE L. WILSON	0	0%
MARTIN J. O'MALLEY	0	0%
JOHN WOLFE	0	0%
JON ADAMS	0	0%
(UNCOMMITTED)	2	3.08%

UNITED STATES PRESIDENT
 (REPUBLICAN PARTY)

Vote For 1		
Total Votes	306	
CHRIS CHRISTIE	2	0.65%
JEB BUSH	1	0.33%
BEN CARSON	0	0%
DONALD J. TRUMP	131	42.81%
MARCO RUBIO	8	2.61%
TED CRUZ	155	50.65%
RICK SANTORUM	0	0%
CARLY FIORINA	0	0%
JOHN R. KASICH	7	2.29%
RAND PAUL	0	0%
JIM LYNCH	0	0%
MIKE HUCKABEE	1	0.33%
(UNCOMMITTED)	1	0.33%

UNITED STATES PRESIDENT
 (LIBERTARIAN PARTY)

Vote For 1		
Total Votes	0	
AUSTIN PETERSEN	0	0%
STEVEN ELLIOTT (STEVE)	0	0%
KERBEL		
RHETT ROSENQUEST SMITH	0	0%
CECIL INCE	0	0%
MARC ALLAN FELDMAN	0	0%
(UNCOMMITTED)	0	0%

UNITED STATES PRESIDENT
 (CONSTITUTION PARTY)

Vote For 1		
Total Votes	0	
(UNCOMMITTED)	0	0%

Barbara Stagner
Faye Cuseep
Cecilia Eissick

Precinct Summary Report
 PRESIDENTIAL PREFERENCE PRIMARY
 MARCH 15, 2016 - CHRISTIAN COUNTY, MISSOURI
 March 15, 2016 Presidential Preference Primary
 2. W. BENTON/14. LINDEN
 OFFICIAL Mar_21_2016

Date: 3/21/2016
 Time: 3:03:32 PM
 Page 1/1

Registered Voters 1,662 - Total Ballots 842 : 50.66%

Party Distribution		
Total Ballots	842	
DEMOCRATIC PARTY	160	19.00%
REPUBLICAN PARTY	682	81.00%
LIBERTARIAN PARTY	0	0%
CONSTITUTION PARTY	0	0%

UNITED STATES PRESIDENT (DEMOCRATIC PARTY)		
Vote For 1		
Total Votes	160	
HILLARY CLINTON	68	42.50%
HENRY HEWES	1	0.62%
ROQUE "ROCKY" DE LA FUENTE	0	0%
BERNIE SANDERS	90	56.25%
KEITH JUDD	0	0%
WILLIE L. WILSON	1	0.62%
MARTIN J. O'MALLEY	0	0%
JOHN WOLFE	0	0%
JON ADAMS	0	0%
(UNCOMMITTED)	0	0%

UNITED STATES PRESIDENT (REPUBLICAN PARTY)		
Vote For 1		
Total Votes	682	
CHRIS CHRISTIE	0	0%
JEB BUSH	4	0.59%
BEN CARSON	7	1.03%
DONALD J. TRUMP	220	32.26%
MARCO RUBIO	27	3.96%
TED CRUZ	387	56.74%
RICK SANTORUM	0	0%
CARLY FIORINA	0	0%
JOHN R. KASICH	34	4.99%
RAND PAUL	1	0.15%
JIM LYNCH	0	0%
MIKE HUCKABEE	1	0.15%
(UNCOMMITTED)	1	0.15%

UNITED STATES PRESIDENT (LIBERTARIAN PARTY)		
Vote For 1		
Total Votes	0	
AUSTIN PETERSEN	0	0%
STEVEN ELLIOTT (STEVE)	0	0%
KERBEL		
RHETT ROSENQUEST SMITH	0	0%
CECIL INCE	0	0%
MARC ALLAN FELDMAN	0	0%
(UNCOMMITTED)	0	0%

UNITED STATES PRESIDENT (CONSTITUTION PARTY)		
Vote For 1		
Total Votes	0	
(UNCOMMITTED)	0	0%

Barbara Stogner
Jim Russell
Carla Collier

Registered Voters 612 - Total Ballots 268 : 43.79%

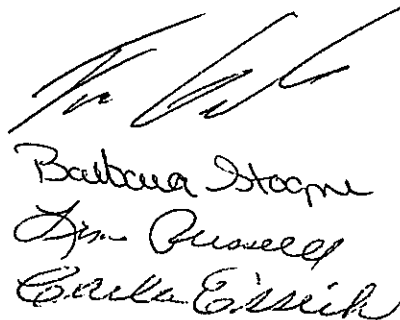
Party Distribution		
Total Ballots	268	
DEMOCRATIC PARTY	52	19.40%
REPUBLICAN PARTY	216	80.60%
LIBERTARIAN PARTY	0	0%
CONSTITUTION PARTY	0	0%

UNITED STATES PRESIDENT (DEMOCRATIC PARTY)		
Vote For 1		
Total Votes	52	
HILLARY CLINTON	25	48.08%
HENRY HEWES	0	0%
ROQUE "ROCKY" DE LA FUENTE	0	0%
BERNIE SANDERS	27	51.92%
KEITH JUDD	0	0%
WILLIE L. WILSON	0	0%
MARTIN J. O'MALLEY	0	0%
JOHN WOLFE	0	0%
JON ADAMS	0	0%
(UNCOMMITTED)	0	0%

UNITED STATES PRESIDENT (REPUBLICAN PARTY)		
Vote For 1		
Total Votes	216	
CHRIS CHRISTIE	0	0%
JEB BUSH	0	0%
BEN CARSON	2	0.93%
DONALD J. TRUMP	109	50.46%
MARCO RUBIO	10	4.63%
TED CRUZ	89	41.20%
RICK SANTORUM	0	0%
CARLY FIORINA	0	0%
JOHN R. KASICH	5	2.31%
RAND PAUL	0	0%
JIM LYNCH	0	0%
MIKE HUCKABEE	0	0%
(UNCOMMITTED)	1	0.46%

UNITED STATES PRESIDENT (LIBERTARIAN PARTY)		
Vote For 1		
Total Votes	0	
AUSTIN PETERSEN	0	0%
STEVEN ELLIOTT (STEVE)	0	0%
KERBEL		
RHETT ROSENQUEST SMITH	0	0%
CECIL INCE	0	0%
MARC ALLAN FELDMAN	0	0%
(UNCOMMITTED)	0	0%

UNITED STATES PRESIDENT (CONSTITUTION PARTY)		
Vote For 1		
Total Votes	0	
(UNCOMMITTED)	0	0%



Barbara Stoen
 Jim Buswell
 Coralea E. Smith

Precinct Summary Report
 PRESIDENTIAL PREFERENCE PRIMARY
 MARCH 15, 2016 - CHRISTIAN COUNTY, MISSOURI
 March 15, 2016 Presidential Preference Primary
 5. RIVERSIDE #1
 OFFICIAL Mar_21_2016

Date: 3/21/2016
 Time: 3:03:32 PM
 Page 1/1

Registered Voters 2,319 - Total Ballots 1,070 : 46.14%

Party Distribution		
Total Ballots	1,070	
DEMOCRATIC PARTY	224	20.93%
REPUBLICAN PARTY	845	78.97%
LIBERTARIAN PARTY	1	0.09%
CONSTITUTION PARTY	0	0%

UNITED STATES PRESIDENT (DEMOCRATIC PARTY)		
Vote For 1		
Total Votes	224	
HILLARY CLINTON	98	43.75%
HENRY HEWES	0	0%
ROQUE "ROCKY" DE LA FUENTE	0	0%
BERNIE SANDERS	124	55.36%
KEITH JUDD	0	0%
WILLIE L. WILSON	0	0%
MARTIN J. O'MALLEY	0	0%
JOHN WOLFE	0	0%
JON ADAMS	0	0%
(UNCOMMITTED)	2	0.89%

UNITED STATES PRESIDENT (REPUBLICAN PARTY)		
Vote For 1		
Total Votes	845	
CHRIS CHRISTIE	1	0.12%
JEB BUSH	1	0.12%
BEN CARSON	3	0.36%
DONALD J. TRUMP	261	30.89%
MARCO RUBIO	45	5.33%
TED CRUZ	478	56.57%
RICK SANTORUM	2	0.24%
CARLY FIORINA	0	0%
JOHN R. KASICH	49	5.80%
RAND PAUL	2	0.24%
JIM LYNCH	0	0%
MIKE HUCKABEE	1	0.12%
(UNCOMMITTED)	2	0.24%

UNITED STATES PRESIDENT (LIBERTARIAN PARTY)		
Vote For 1		
Total Votes	1	
AUSTIN PETERSEN	1	100.00%
STEVEN ELLIOTT (STEVE)	0	0%
KERBEL		
RHETT ROSENQUEST SMITH	0	0%
CECIL INCE	0	0%
MARC ALLAN FELDMAN	0	0%
(UNCOMMITTED)	0	0%

UNITED STATES PRESIDENT (CONSTITUTION PARTY)		
Vote For 1		
Total Votes	0	
(UNCOMMITTED)	0	0%

Barbara Stogner
Ann Russell
Carla Cassick

Precinct Summary Report
 PRESIDENTIAL PREFERENCE PRIMARY
 MARCH 15, 2016 - CHRISTIAN COUNTY, MISSOURI
 March 15, 2016 Presidential Preference Primary
 6. CASSIDY #1
 OFFICIAL Mar_21_2016

Date: 3/21/2016
 Time: 3:03:32 PM
 Page 1/1

Registered Voters 2,345 - Total Ballots 993 : 42.35%

Party Distribution

Total Ballots	993	
DEMOCRATIC PARTY	207	20.85%
REPUBLICAN PARTY	786	79.15%
LIBERTARIAN PARTY	0	0%
CONSTITUTION PARTY	0	0%

UNITED STATES PRESIDENT
 (DEMOCRATIC PARTY)

Vote For 1		
Total Votes	207	
HILLARY CLINTON	71	34.30%
HENRY HEWES	0	0%
ROQUE "ROCKY" DE LA FUENTE	0	0%
BERNIE SANDERS	136	65.70%
KEITH JUDD	0	0%
WILLIE L. WILSON	0	0%
MARTIN J. O'MALLEY	0	0%
JOHN WOLFE	0	0%
JON ADAMS	0	0%
(UNCOMMITTED)	0	0%

UNITED STATES PRESIDENT
 (REPUBLICAN PARTY)

Vote For 1		
Total Votes	786	
CHRIS CHRISTIE	0	0%
JEB BUSH	1	0.13%
BEN CARSON	3	0.38%
DONALD J. TRUMP	250	31.81%
MARCO RUBIO	36	4.58%
TED CRUZ	448	57.00%
RICK SANTORUM	0	0%
CARLY FIORINA	0	0%
JOHN R. KASICH	37	4.71%
RAND PAUL	5	0.64%
JIM LYNCH	0	0%
MIKE HUCKABEE	3	0.38%
(UNCOMMITTED)	3	0.38%

UNITED STATES PRESIDENT
 (LIBERTARIAN PARTY)

Vote For 1		
Total Votes	0	
AUSTIN PETERSEN	0	0%
STEVEN ELLIOTT (STEVE)	0	0%
KERBEL		
RHETT ROSENQUEST SMITH	0	0%
CECIL INCE	0	0%
MARC ALLAN FELDMAN	0	0%
(UNCOMMITTED)	0	0%

UNITED STATES PRESIDENT
 (CONSTITUTION PARTY)

Vote For 1		
Total Votes	0	
(UNCOMMITTED)	0	0%

Tom Gable
Barbara Stoen
Jim Russell
Carla Essick

Precinct Summary Report
 PRESIDENTIAL PREFERENCE PRIMARY
 MARCH 15, 2016 - CHRISTIAN COUNTY, MISSOURI
 March 15, 2016 Presidential Preference Primary
 7. WEST FINLEY
 OFFICIAL Mar_21_2016

Date: 3/21/2016
 Time: 3:03:32 PM
 Page 1/1

Registered Voters 2,981 - Total Ballots 1,215 : 40.76%

Party Distribution		
Total Ballots	1,215	
DEMOCRATIC PARTY	268	22.06%
REPUBLICAN PARTY	946	77.86%
LIBERTARIAN PARTY	0	0%
CONSTITUTION PARTY	1	0.08%

UNITED STATES PRESIDENT (DEMOCRATIC PARTY)		
Vote For 1		
Total Votes	268	
HILLARY CLINTON	96	35.82%
HENRY HEWES	1	0.37%
ROQUE "ROCKY" DE LA FUENTE	1	0.37%
BERNIE SANDERS	169	63.06%
KEITH JUDD	0	0%
WILLIE L. WILSON	0	0%
MARTIN J. O'MALLEY	0	0%
JOHN WOLFE	0	0%
JON ADAMS	0	0%
(UNCOMMITTED)	1	0.37%

UNITED STATES PRESIDENT (REPUBLICAN PARTY)		
Vote For 1		
Total Votes	946	
CHRIS CHRISTIE	0	0%
JEB BUSH	3	0.32%
BEN CARSON	9	0.95%
DONALD J. TRUMP	275	29.07%
MARCO RUBIO	29	3.07%
TED CRUZ	585	61.84%
RICK SANTORUM	0	0%
CARLY FIORINA	0	0%
JOHN R. KASICH	33	3.49%
RAND PAUL	4	0.42%
JIM LYNCH	0	0%
MIKE HUCKABEE	4	0.42%
(UNCOMMITTED)	4	0.42%

UNITED STATES PRESIDENT (LIBERTARIAN PARTY)		
Vote For 1		
Total Votes	0	
AUSTIN PETERSEN	0	0%
STEVEN ELLIOTT (STEVE)	0	0%
KERBEL		
RHETT ROSENQUEST SMITH	0	0%
CECIL INCE	0	0%
MARC ALLAN FELDMAN	0	0%
(UNCOMMITTED)	0	0%

UNITED STATES PRESIDENT (CONSTITUTION PARTY)		
Vote For 1		
Total Votes	1	
(UNCOMMITTED)	1	100.00%

Tom Clark
 Barbara Stagner
 Jim Russell
 Carla E. Smith

Precinct Summary Report
 PRESIDENTIAL PREFERENCE PRIMARY
 MARCH 15, 2016 - CHRISTIAN COUNTY, MISSOURI
 March 15, 2016 Presidential Preference Primary
 8. EAST FINLEY
 OFFICIAL Mar_21_2016

Date: 3/21/2016
 Time: 3:03:32 PM
 Page 1/1

Registered Voters 4,177 - Total Ballots 1,773 : 42.45%

Party Distribution

Total Ballots	1,773	
DEMOCRATIC PARTY	378	21.32%
REPUBLICAN PARTY	1,393	78.57%
LIBERTARIAN PARTY	2	0.11%
CONSTITUTION PARTY	0	0%

UNITED STATES PRESIDENT
 (DEMOCRATIC PARTY)

Vote For 1		
Total Votes	378	
HILLARY CLINTON	121	32.01%
HENRY HEWES	0	0%
ROQUE "ROCKY" DE LA FUENTE	0	0%
BERNIE SANDERS	254	67.20%
KEITH JUDD	0	0%
WILLIE L. WILSON	0	0%
MARTIN J. O'MALLEY	0	0%
JOHN WOLFE	0	0%
JON ADAMS	1	0.26%
(UNCOMMITTED)	2	0.53%

UNITED STATES PRESIDENT
 (REPUBLICAN PARTY)

Vote For 1		
Total Votes	1,392	
CHRIS CHRISTIE	4	0.29%
JEB BUSH	2	0.14%
BEN CARSON	16	1.15%
DONALD J. TRUMP	460	33.05%
MARCO RUBIO	52	3.74%
TED CRUZ	770	55.32%
RICK SANTORUM	0	0%
CARLY FIORINA	0	0%
JOHN R. KASICH	83	5.96%
RAND PAUL	3	0.22%
JIM LYNCH	0	0%
MIKE HUCKABEE	2	0.14%
(UNCOMMITTED)	0	0%

UNITED STATES PRESIDENT
 (LIBERTARIAN PARTY)

Vote For 1		
Total Votes	2	
AUSTIN PETERSEN	2	100.00%
STEVEN ELLIOTT (STEVE)	0	0%
KERBEL		
RHETT ROSENQUEST SMITH	0	0%
CECIL INCE	0	0%
MARC ALLAN FELDMAN	0	0%
(UNCOMMITTED)	0	0%

UNITED STATES PRESIDENT
 (CONSTITUTION PARTY)

Vote For 1		
Total Votes	0	
(UNCOMMITTED)	0	0%

For Cash
 Barbara Storer
 John Quincey
 Carla Erick

Precinct Summary Report
 PRESIDENTIAL PREFERENCE PRIMARY
 MARCH 15, 2016 - CHRISTIAN COUNTY, MISSOURI
 March 15, 2016 Presidential Preference Primary
 9. NORTH GALLOWAY
 OFFICIAL Mar_21_2016

Date: 3/21/2016
 Time: 3:03:32 PM
 Page 1/1

Registered Voters 2,552 - Total Ballots 1,126 : 44.12%

Party Distribution		
Total Ballots	1,126	
DEMOCRATIC PARTY	215	19.09%
REPUBLICAN PARTY	909	80.73%
LIBERTARIAN PARTY	2	0.18%
CONSTITUTION PARTY	0	0%

UNITED STATES PRESIDENT (DEMOCRATIC PARTY)		
Vote For 1		
Total Votes	215	
HILLARY CLINTON	93	43.26%
HENRY HEWES	0	0%
ROQUE "ROCKY" DE LA FUENTE	0	0%
BERNIE SANDERS	121	56.28%
KEITH JUDD	0	0%
WILLIE L. WILSON	0	0%
MARTIN J. O'MALLEY	0	0%
JOHN WOLFE	0	0%
JON ADAMS	0	0%
(UNCOMMITTED)	1	0.47%

UNITED STATES PRESIDENT (REPUBLICAN PARTY)		
Vote For 1		
Total Votes	909	
CHRIS CHRISTIE	0	0%
JEB BUSH	2	0.22%
BEN CARSON	3	0.33%
DONALD J. TRUMP	359	39.49%
MARCO RUBIO	29	3.19%
TED CRUZ	469	51.60%
RICK SANTORUM	0	0%
CARLY FIORINA	0	0%
JOHN R. KASICH	42	4.62%
RAND PAUL	0	0%
JIM LYNCH	0	0%
MIKE HUCKABEE	2	0.22%
(UNCOMMITTED)	3	0.33%

UNITED STATES PRESIDENT (LIBERTARIAN PARTY)		
Vote For 1		
Total Votes	2	
AUSTIN PETERSEN	1	50.00%
STEVEN ELLIOTT (STEVE)	0	0%
KERBEL		
RHETT ROSENQUEST SMITH	0	0%
CECIL INCE	0	0%
MARC ALLAN FELDMAN	0	0%
(UNCOMMITTED)	1	50.00%

UNITED STATES PRESIDENT (CONSTITUTION PARTY)		
Vote For 1		
Total Votes	0	
(UNCOMMITTED)	0	0%

Tom Clark
Barbara Stormer
Jim Russell
Carla Erick

Precinct Summary Report
 PRESIDENTIAL PREFERENCE PRIMARY
 MARCH 15, 2016 - CHRISTIAN COUNTY, MISSOURI
 March 15, 2016 Presidential Preference Primary
 10. SOUTH GALLOWAY
 OFFICIAL Mar_21_2016

Date: 3/21/2016
 Time: 3:03:32 PM
 Page 1/1

Registered Voters 1,431 - Total Ballots 690 : 48.22%

Party Distribution		
Total Ballots	690	
DEMOCRATIC PARTY	116	16.81%
REPUBLICAN PARTY	573	83.04%
LIBERTARIAN PARTY	1	0.14%
CONSTITUTION PARTY	0	0%

UNITED STATES PRESIDENT (DEMOCRATIC PARTY)		
Vote For 1		
Total Votes	116	
HILLARY CLINTON	47	40.52%
HENRY HEWES	0	0%
ROQUE "ROCKY" DE LA FUENTE	0	0%
BERNIE SANDERS	68	58.62%
KEITH JUDD	0	0%
WILLIE L. WILSON	0	0%
MARTIN J. O'MALLEY	0	0%
JOHN WOLFE	0	0%
JON ADAMS	0	0%
(UNCOMMITTED)	1	0.86%

UNITED STATES PRESIDENT (REPUBLICAN PARTY)		
Vote For 1		
Total Votes	573	
CHRIS CHRISTIE	0	0%
JEB BUSH	1	0.17%
BEN CARSON	5	0.87%
DONALD J. TRUMP	223	38.92%
MARCO RUBIO	11	1.92%
TED CRUZ	299	52.18%
RICK SANTORUM	0	0%
CARLY FIORINA	0	0%
JOHN R. KASICH	30	5.24%
RAND PAUL	0	0%
JIM LYNCH	0	0%
MIKE HUCKABEE	3	0.52%
(UNCOMMITTED)	1	0.17%

UNITED STATES PRESIDENT (LIBERTARIAN PARTY)		
Vote For 1		
Total Votes	1	
AUSTIN PETERSEN	0	0%
STEVEN ELLIOTT (STEVE)	1	100.00%
KERBEL		
RHETT ROSENQUEST SMITH	0	0%
CECIL INCE	0	0%
MARC ALLAN FELDMAN	0	0%
(UNCOMMITTED)	0	0%

UNITED STATES PRESIDENT (CONSTITUTION PARTY)		
Vote For 1		
Total Votes	0	
(UNCOMMITTED)	0	0%

[Handwritten Signature]
 Barbara Hooper
 Ann Quincey
 Paula Smith

Precinct Summary Report
 PRESIDENTIAL PREFERENCE PRIMARY
 MARCH 15, 2016 - CHRISTIAN COUNTY, MISSOURI
 March 15, 2016 Presidential Preference Primary
 12. LEAD HILL/18. OLDFIELD
 OFFICIAL Mar_21_2016

Date: 3/21/2016
 Time: 3:03:32 PM
 Page 1/1

Registered Voters 463 - Total Ballots 218 : 47.08%


Party Distribution		
Total Ballots	218	
DEMOCRATIC PARTY	42	19.27%
REPUBLICAN PARTY	176	80.73%
LIBERTARIAN PARTY	0	0%
CONSTITUTION PARTY	0	0%

UNITED STATES PRESIDENT (DEMOCRATIC PARTY)		
Vote For 1		
Total Votes	42	
HILLARY CLINTON	15	35.71%
HENRY HEWES	0	0%
ROQUE "ROCKY" DE LA FUENTE	0	0%
BERNIE SANDERS	27	64.29%
KEITH JUDD	0	0%
WILLIE L. WILSON	0	0%
MARTIN J. O'MALLEY	0	0%
JOHN WOLFE	0	0%
JON ADAMS	0	0%
(UNCOMMITTED)	0	0%

UNITED STATES PRESIDENT (REPUBLICAN PARTY)		
Vote For 1		
Total Votes	176	
CHRIS CHRISTIE	0	0%
JEB BUSH	0	0%
BEN CARSON	1	0.57%
DONALD J. TRUMP	59	33.52%
MARCO RUBIO	4	2.27%
TED CRUZ	103	58.52%
RICK SANTORUM	0	0%
CARLY FIORINA	0	0%
JOHN R. KASICH	7	3.98%
RAND PAUL	1	0.57%
JIM LYNCH	0	0%
MIKE HUCKABEE	1	0.57%
(UNCOMMITTED)	0	0%

UNITED STATES PRESIDENT (LIBERTARIAN PARTY)		
Vote For 1		
Total Votes	0	
AUSTIN PETERSEN	0	0%
STEVEN ELLIOTT (STEVE)	0	0%
KERBEL		
RHETT ROSENQUEST SMITH	0	0%
CECIL INCE	0	0%
MARC ALLAN FELDMAN	0	0%
(UNCOMMITTED)	0	0%

UNITED STATES PRESIDENT (CONSTITUTION PARTY)		
Vote For 1		
Total Votes	0	
(UNCOMMITTED)	0	0%


 Barbara Stogner
 Jon Russell
 Cade Eissick

Precinct Summary Report
 PRESIDENTIAL PREFERENCE PRIMARY
 MARCH 15, 2016 - CHRISTIAN COUNTY, MISSOURI
 March 15, 2016 Presidential Preference Primary
 13. LINCOLN #1
 OFFICIAL Mar_21_2016

Date: 3/21/2016
 Time: 3:03:32 PM
 Page 1/1

Registered Voters 2,082 - Total Ballots 934 : 44.86%

Party Distribution		
Total Ballots	934	
DEMOCRATIC PARTY	178	19.06%
REPUBLICAN PARTY	754	80.73%
LIBERTARIAN PARTY	1	0.11%
CONSTITUTION PARTY	1	0.11%

UNITED STATES PRESIDENT (DEMOCRATIC PARTY)		
Vote For 1		
Total Votes	178	
HILLARY CLINTON	71	39.89%
HENRY HEWES	0	0%
ROQUE "ROCKY" DE LA FUENTE	0	0%
BERNIE SANDERS	106	59.55%
KEITH JUDD	0	0%
WILLIE L. WILSON	0	0%
MARTIN J. O'MALLEY	0	0%
JOHN WOLFE	0	0%
JON ADAMS	0	0%
(UNCOMMITTED)	1	0.56%

UNITED STATES PRESIDENT (REPUBLICAN PARTY)		
Vote For 1		
Total Votes	754	
CHRIS CHRISTIE	0	0%
JEB BUSH	3	0.40%
BEN CARSON	4	0.53%
DONALD J. TRUMP	253	33.55%
MARCO RUBIO	31	4.11%
TED CRUZ	414	54.91%
RICK SANTORUM	0	0%
CARLY FIORINA	0	0%
JOHN R. KASICH	48	6.37%
RAND PAUL	1	0.13%
JIM LYNCH	0	0%
MIKE HUCKABEE	0	0%
(UNCOMMITTED)	0	0%

UNITED STATES PRESIDENT (LIBERTARIAN PARTY)		
Vote For 1		
Total Votes	1	
AUSTIN PETERSEN	1	100.00%
STEVEN ELLIOTT (STEVE)	0	0%
KERBEL		
RHETT ROSENQUEST SMITH	0	0%
CECIL INCE	0	0%
MARC ALLAN FELDMAN	0	0%
(UNCOMMITTED)	0	0%

UNITED STATES PRESIDENT (CONSTITUTION PARTY)		
Vote For 1		
Total Votes	1	
(UNCOMMITTED)	1	100.00%

[Handwritten Signature]
 Barbara Stagner
 Ann Quisley
 Carla Eskin

Precinct Summary Report
 PRESIDENTIAL PREFERENCE PRIMARY
 MARCH 15, 2016 - CHRISTIAN COUNTY, MISSOURI
 March 15, 2016 Presidential Preference Primary
 15. NORTH LINN
 OFFICIAL Mar_21_2016

Date: 3/21/2016
 Time: 3:03:33 PM
 Page 1/1

Registered Voters 722 - Total Ballots 404 : 55.96%

Party Distribution

Total Ballots	404	
DEMOCRATIC PARTY	83	20.54%
REPUBLICAN PARTY	320	79.21%
LIBERTARIAN PARTY	1	0.25%
CONSTITUTION PARTY	0	0%

UNITED STATES PRESIDENT
 (DEMOCRATIC PARTY)

Vote For 1		
Total Votes	83	
HILLARY CLINTON	45	54.22%
HENRY HEWES	0	0%
ROQUE "ROCKY" DE LA FUENTE	0	0%
BERNIE SANDERS	36	43.37%
KEITH JUDD	0	0%
WILLIE L. WILSON	0	0%
MARTIN J. O'MALLEY	0	0%
JOHN WOLFE	0	0%
JON ADAMS	0	0%
(UNCOMMITTED)	2	2.41%

UNITED STATES PRESIDENT
 (REPUBLICAN PARTY)


Vote For 1		
Total Votes	320	
CHRIS CHRISTIE	0	0%
JEB BUSH	1	0.31%
BEN CARSON	4	1.25%
DONALD J. TRUMP	133	41.56%
MARCO RUBIO	19	5.94%
TED CRUZ	146	45.62%
RICK SANTORUM	1	0.31%
CARLY FIORINA	0	0%
JOHN R. KASICH	15	4.69%
RAND PAUL	0	0%
JIM LYNCH	0	0%
MIKE HUCKABEE	0	0%
(UNCOMMITTED)	1	0.31%

UNITED STATES PRESIDENT
 (LIBERTARIAN PARTY)

Vote For 1		
Total Votes	1	
AUSTIN PETERSEN	0	0%
STEVEN ELLIOTT (STEVE)	0	0%
KERBEL		
RHETT ROSENQUEST SMITH	0	0%
CECIL INCE	0	0%
MARC ALLAN FELDMAN	0	0%
(UNCOMMITTED)	1	100.00%

UNITED STATES PRESIDENT
 (CONSTITUTION PARTY)

Vote For 1		
Total Votes	0	
(UNCOMMITTED)	0	0%


 Barbara Stagner
 Mrs. Bunsel
 Carol E. Seish

Precinct Summary Report
 PRESIDENTIAL PREFERENCE PRIMARY
 MARCH 15, 2016 - CHRISTIAN COUNTY, MISSOURI
 March 15, 2016 Presidential Preference Primary
 17. MCCRACKEN
 OFFICIAL Mar_21_2016

Date: 3/21/2016
 Time: 3:03:33 PM
 Page 1/1

Registered Voters 1,633 - Total Ballots 814 : 49.85%




Party Distribution		
Total Ballots	814	
DEMOCRATIC PARTY	143	17.57%
REPUBLICAN PARTY	671	82.43%
LIBERTARIAN PARTY	0	0%
CONSTITUTION PARTY	0	0%

UNITED STATES PRESIDENT (DEMOCRATIC PARTY)		
Vote For 1		
Total Votes	143	
HILLARY CLINTON	62	43.36%
HENRY HEWES	0	0%
ROQUE "ROCKY" DE LA FUENTE	0	0%
BERNIE SANDERS	80	55.94%
KEITH JUDD	0	0%
WILLIE L. WILSON	0	0%
MARTIN J. O'MALLEY	0	0%
JOHN WOLFE	0	0%
JON ADAMS	0	0%
(UNCOMMITTED)	1	0.70%

UNITED STATES PRESIDENT (REPUBLICAN PARTY)		
Vote For 1		
Total Votes	671	
CHRIS CHRISTIE	0	0%
JEB BUSH	1	0.15%
BEN CARSON	5	0.75%
DONALD J. TRUMP	253	37.70%
MARCO RUBIO	20	2.98%
TED CRUZ	343	51.12%
RICK SANTORUM	1	0.15%
CARLY FIORINA	2	0.30%
JOHN R. KASICH	43	6.41%
RAND PAUL	2	0.30%
JIM LYNCH	0	0%
MIKE HUCKABEE	0	0%
(UNCOMMITTED)	1	0.15%

UNITED STATES PRESIDENT (LIBERTARIAN PARTY)		
Vote For 1		
Total Votes	0	
AUSTIN PETERSEN	0	0%
STEVEN ELLIOTT (STEVE)	0	0%
KERBEL		
RHETT ROSENQUEST SMITH	0	0%
CECIL INCE	0	0%
MARC ALLAN FELDMAN	0	0%
(UNCOMMITTED)	0	0%

UNITED STATES PRESIDENT (CONSTITUTION PARTY)		
Vote For 1		
Total Votes	0	
(UNCOMMITTED)	0	0%


 Barbara Stogner

 Jim Russey

 Carla Esch

Precinct Summary Report
 PRESIDENTIAL PREFERENCE PRIMARY
 MARCH 15, 2016 - CHRISTIAN COUNTY, MISSOURI
 March 15, 2016 Presidential Preference Primary
 20. POLK
 OFFICIAL Mar_21_2016

Date: 3/21/2016
 Time: 3:03:33 PM
 Page 1/1

Registered Voters 2,226 - Total Ballots 1,008 : 45.28%

Party Distribution

Total Ballots	1,008	
DEMOCRATIC PARTY	190	18.85%
REPUBLICAN PARTY	818	81.15%
LIBERTARIAN PARTY	0	0%
CONSTITUTION PARTY	0	0%

UNITED STATES PRESIDENT
 (DEMOCRATIC PARTY)

Vote For 1		
Total Votes	190	
HILLARY CLINTON	90	47.37%
HENRY HEWES	0	0%
ROQUE "ROCKY" DE LA FUENTE	0	0%
BERNIE SANDERS	99	52.11%
KEITH JUDD	0	0%
WILLIE L. WILSON	0	0%
MARTIN J. O'MALLEY	0	0%
JOHN WOLFE	0	0%
JON ADAMS	0	0%
(UNCOMMITTED)	1	0.53%

UNITED STATES PRESIDENT
 (REPUBLICAN PARTY)



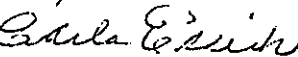
Vote For 1		
Total Votes	819	
CHRIS CHRISTIE	2	0.24%
JEB BUSH	0	0%
BEN CARSON	5	0.61%
DONALD J. TRUMP	338	41.27%
MARCO RUBIO	23	2.81%
TED CRUZ	406	49.57%
RICK SANTORUM	0	0%
CARLY FIORINA	0	0%
JOHN R. KASICH	42	5.13%
RAND PAUL	2	0.24%
JIM LYNCH	0	0%
MIKE HUCKABEE	1	0.12%
(UNCOMMITTED)	0	0%

UNITED STATES PRESIDENT
 (LIBERTARIAN PARTY)

Vote For 1		
Total Votes	0	
AUSTIN PETERSEN	0	0%
STEVEN ELLIOTT (STEVE)	0	0%
KERBEL		
RHETT ROSENQUEST SMITH	0	0%
CECIL INCE	0	0%
MARC ALLAN FELDMAN	0	0%
(UNCOMMITTED)	0	0%

UNITED STATES PRESIDENT
 (CONSTITUTION PARTY)

Vote For 1		
Total Votes	0	
(UNCOMMITTED)	0	0%


 Barbara Hooper

 Lynn Russell

 Carla E. Smith

Registered Voters 2,853 - Total Ballots 1,334 : 46.76%

Party Distribution

Total Ballots	1,334	
DEMOCRATIC PARTY	293	21.96%
REPUBLICAN PARTY	1,041	78.04%
LIBERTARIAN PARTY	0	0%
CONSTITUTION PARTY	0	0%

UNITED STATES PRESIDENT
 (DEMOCRATIC PARTY)

Vote For 1		
Total Votes	293	
HILLARY CLINTON	119	40.61%
HENRY HEWES	0	0%
ROQUE "ROCKY" DE LA FUENTE	0	0%
BERNIE SANDERS	173	59.04%
KEITH JUDD	0	0%
WILLIE L. WILSON	0	0%
MARTIN J. O'MALLEY	0	0%
JOHN WOLFE	0	0%
JON ADAMS	1	0.34%
(UNCOMMITTED)	0	0%

UNITED STATES PRESIDENT
 (REPUBLICAN PARTY)


Vote For 1		
Total Votes	1,041	
CHRIS CHRISTIE	2	0.19%
JEB BUSH	0	0%
BEN CARSON	6	0.58%
DONALD J. TRUMP	383	36.79%
MARCO RUBIO	43	4.13%
TED CRUZ	508	48.80%
RICK SANTORUM	2	0.19%
CARLY FIORINA	1	0.10%
JOHN R. KASICH	85	8.17%
RAND PAUL	2	0.19%
JIM LYNCH	0	0%
MIKE HUCKABEE	5	0.48%
(UNCOMMITTED)	4	0.38%

UNITED STATES PRESIDENT
 (LIBERTARIAN PARTY)

Vote For 1		
Total Votes	0	
AUSTIN PETERSEN	0	0%
STEVEN ELLIOTT (STEVE)	0	0%
KERBEL		
RHETT ROSENQUEST SMITH	0	0%
CECIL INCE	0	0%
MARC ALLAN FELDMAN	0	0%
(UNCOMMITTED)	0	0%

UNITED STATES PRESIDENT
 (CONSTITUTION PARTY)

Vote For 1		
Total Votes	0	
(UNCOMMITTED)	0	0%


 Barbara Stagner
 Jim Owsen
 Carla E. Smith

Registered Voters 2,262 - Total Ballots 983 : 43.46%


Party Distribution		
Total Ballots	983	
DEMOCRATIC PARTY	238	24.21%
REPUBLICAN PARTY	745	75.79%
LIBERTARIAN PARTY	0	0%
CONSTITUTION PARTY	0	0%

UNITED STATES PRESIDENT (DEMOCRATIC PARTY)		
Vote For 1		
Total Votes	238	
HILLARY CLINTON	102	42.86%
HENRY HEWES	0	0%
ROQUE "ROCKY" DE LA FUENTE	0	0%
BERNIE SANDERS	135	56.72%
KEITH JUDD	0	0%
WILLIE L. WILSON	0	0%
MARTIN J. O'MALLEY	0	0%
JOHN WOLFE	0	0%
JON ADAMS	1	0.42%
(UNCOMMITTED)	0	0%

UNITED STATES PRESIDENT (REPUBLICAN PARTY)		
Vote For 1		
Total Votes	745	
CHRIS CHRISTIE	1	0.13%
JEB BUSH	0	0%
BEN CARSON	5	0.67%
DONALD J. TRUMP	234	31.41%
MARCO RUBIO	38	5.10%
TED CRUZ	422	56.64%
RICK SANTORUM	0	0%
CARLY FIORINA	2	0.27%
JOHN R. KASICH	40	5.37%
RAND PAUL	1	0.13%
JIM LYNCH	0	0%
MIKE HUCKABEE	1	0.13%
(UNCOMMITTED)	1	0.13%

UNITED STATES PRESIDENT (LIBERTARIAN PARTY)		
Vote For 1		
Total Votes	0	
AUSTIN PETERSEN	0	0%
STEVEN ELLIOTT (STEVE)	0	0%
KERBEL		
RHETT ROSENQUEST SMITH	0	0%
CECIL INCE	0	0%
MARC ALLAN FELDMAN	0	0%
(UNCOMMITTED)	0	0%

UNITED STATES PRESIDENT (CONSTITUTION PARTY)		
Vote For 1		
Total Votes	0	
(UNCOMMITTED)	0	0%


 Barbara Stogner
 Jim Russell
 Carol Essick

Precinct Summary Report
 PRESIDENTIAL PREFERENCE PRIMARY
 MARCH 15, 2016 - CHRISTIAN COUNTY, MISSOURI
 March 15, 2016 Presidential Preference Primary
 23. GARDEN GROVE
 OFFICIAL Mar_21_2016

Date: 3/21/2016
 Time: 3:03:33 PM
 Page 1/1

Registered Voters 1,957 - Total Ballots 899 : 45.94%

Party Distribution

Total Ballots	899	
DEMOCRATIC PARTY	194	21.58%
REPUBLICAN PARTY	699	77.75%
LIBERTARIAN PARTY	5	0.56%
CONSTITUTION PARTY	1	0.11%

UNITED STATES PRESIDENT
 (DEMOCRATIC PARTY)

Vote For 1		
Total Votes	194	
HILLARY CLINTON	84	43.30%
HENRY HEWES	0	0%
ROQUE "ROCKY" DE LA FUENTE	0	0%
BERNIE SANDERS	109	56.19%
KEITH JUDD	0	0%
WILLIE L. WILSON	0	0%
MARTIN J. O'MALLEY	0	0%
JOHN WOLFE	0	0%
JON ADAMS	0	0%
(UNCOMMITTED)	1	0.52%

UNITED STATES PRESIDENT
 (REPUBLICAN PARTY)




Vote For 1		
Total Votes	699	
CHRIS CHRISTIE	1	0.14%
JEB BUSH	4	0.57%
BEN CARSON	2	0.29%
DONALD J. TRUMP	220	31.47%
MARCO RUBIO	31	4.43%
TED CRUZ	392	56.08%
RICK SANTORUM	0	0%
CARLY FIORINA	0	0%
JOHN R. KASICH	45	6.44%
RAND PAUL	3	0.43%
JIM LYNCH	0	0%
MIKE HUCKABEE	0	0%
(UNCOMMITTED)	1	0.14%

UNITED STATES PRESIDENT
 (LIBERTARIAN PARTY)

Vote For 1		
Total Votes	5	
AUSTIN PETERSEN	3	60.00%
STEVEN ELLIOTT (STEVE)	0	0%
KERBEL		
RHETT ROSENQUEST SMITH	0	0%
CECIL INCE	0	0%
MARC ALLAN FELDMAN	0	0%
(UNCOMMITTED)	2	40.00%

UNITED STATES PRESIDENT
 (CONSTITUTION PARTY)

Vote For 1		
Total Votes	1	
(UNCOMMITTED)	1	100.00%


 Barbara Stegner

 Jim Russell

 Carla Esch

Registered Voters 2,917 - Total Ballots 1,327 : 45.49%

Party Distribution		
Total Ballots	1,327	
DEMOCRATIC PARTY	295	22.23%
REPUBLICAN PARTY	1,031	77.69%
LIBERTARIAN PARTY	1	0.08%
CONSTITUTION PARTY	0	0%

UNITED STATES PRESIDENT (DEMOCRATIC PARTY)		
Vote For 1		
Total Votes	295	
HILLARY CLINTON	134	45.42%
HENRY HEWES	0	0%
ROQUE "ROCKY" DE LA FUENTE	0	0%
BERNIE SANDERS	156	52.88%
KEITH JUDD	0	0%
WILLIE L. WILSON	0	0%
MARTIN J. O'MALLEY	1	0.34%
JOHN WOLFE	0	0%
JON ADAMS	2	0.68%
(UNCOMMITTED)	2	0.68%

UNITED STATES PRESIDENT (REPUBLICAN PARTY)		
Vote For 1		
Total Votes	1,031	
CHRIS CHRISTIE	2	0.19%
JEB BUSH	2	0.19%
BEN CARSON	8	0.78%
DONALD J. TRUMP	308	29.87%
MARCO RUBIO	60	5.82%
TED CRUZ	566	54.90%
RICK SANTORUM	3	0.29%
CARLY FIORINA	0	0%
JOHN R. KASICH	80	7.76%
RAND PAUL	0	0%
JIM LYNCH	0	0%
MIKE HUCKABEE	1	0.10%
(UNCOMMITTED)	1	0.10%

UNITED STATES PRESIDENT (LIBERTARIAN PARTY)		
Vote For 1		
Total Votes	1	
AUSTIN PETERSEN	0	0%
STEVEN ELLIOTT (STEVE)	1	100.00%
KERBEL		
RHETT ROSENQUEST SMITH	0	0%
CECIL INCE	0	0%
MARC ALLAN FELDMAN	0	0%
(UNCOMMITTED)	0	0%

UNITED STATES PRESIDENT (CONSTITUTION PARTY)		
Vote For 1		
Total Votes	0	
(UNCOMMITTED)	0	0%

[Handwritten Signature]
 Barbara Harper
 Ann Russell
 Paula Cassin

Precinct Summary Report
 PRESIDENTIAL PREFERENCE PRIMARY
 MARCH 15, 2016 - CHRISTIAN COUNTY, MISSOURI
 March 15, 2016 Presidential Preference Primary
 26. SPARTA
 OFFICIAL Mar_21_2016

Date: 3/21/2016
 Time: 3:03:33 PM
 Page 1/1

Registered Voters 1,712 - Total Ballots 729 : 42.58%

Party Distribution

Total Ballots	729	
DEMOCRATIC PARTY	139	19.07%
REPUBLICAN PARTY	590	80.93%
LIBERTARIAN PARTY	0	0%
CONSTITUTION PARTY	0	0%

UNITED STATES PRESIDENT
 (DEMOCRATIC PARTY)

Vote For 1 Total Votes	139	
HILLARY CLINTON	71	51.08%
HENRY HEWES	0	0%
ROQUE "ROCKY" DE LA FUENTE	0	0%
BERNIE SANDERS	66	47.48%
KEITH JUDD	0	0%
WILLIE L. WILSON	0	0%
MARTIN J. O'MALLEY	0	0%
JOHN WOLFE	0	0%
JON ADAMS	0	0%
(UNCOMMITTED)	2	1.44%

UNITED STATES PRESIDENT
 (REPUBLICAN PARTY)




Vote For 1 Total Votes	590	
CHRIS CHRISTIE	0	0%
JEB BUSH	1	0.17%
BEN CARSON	4	0.68%
DONALD J. TRUMP	243	41.19%
MARCO RUBIO	21	3.56%
TED CRUZ	283	47.97%
RICK SANTORUM	0	0%
CARLY FIORINA	0	0%
JOHN R. KASICH	36	6.10%
RAND PAUL	1	0.17%
JIM LYNCH	0	0%
MIKE HUCKABEE	1	0.17%
(UNCOMMITTED)	0	0%

UNITED STATES PRESIDENT
 (LIBERTARIAN PARTY)

Vote For 1 Total Votes	0	
AUSTIN PETERSEN	0	0%
STEVEN ELLIOTT (STEVE)	0	0%
KERBEL		
RHETT ROSENQUEST SMITH	0	0%
CECIL INCE	0	0%
MARC ALLAN FELDMAN	0	0%
(UNCOMMITTED)	0	0%

UNITED STATES PRESIDENT
 (CONSTITUTION PARTY)

Vote For 1 Total Votes	0	
(UNCOMMITTED)	0	0%


 Barbara Stormer

 Jim Russell

 Carla Esch

Precinct Summary Report
 PRESIDENTIAL PREFERENCE PRIMARY
 MARCH 15, 2016 - CHRISTIAN COUNTY, MISSOURI
 March 15, 2016 Presidential Preference Primary
 27. UNION CHAPEL #2
 OFFICIAL Mar_21_2016

Date: 3/21/2016
 Time: 3:03:33 PM
 Page 1/1

Registered Voters 3,094 - Total Ballots 1,461 : 47.22%


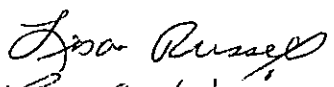
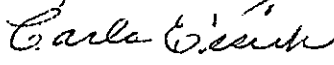
Party Distribution		
Total Ballots	1,461	
DEMOCRATIC PARTY	283	19.37%
REPUBLICAN PARTY	1,177	80.56%
LIBERTARIAN PARTY	1	0.07%
CONSTITUTION PARTY	0	0%

UNITED STATES PRESIDENT (DEMOCRATIC PARTY)		
Vote For 1		
Total Votes	283	
HILLARY CLINTON	101	35.69%
HENRY HEWES	0	0%
ROQUE "ROCKY" DE LA FUENTE	0	0%
BERNIE SANDERS	182	64.31%
KEITH JUDD	0	0%
WILLIE L. WILSON	0	0%
MARTIN J. O'MALLEY	0	0%
JOHN WOLFE	0	0%
JON ADAMS	0	0%
(UNCOMMITTED)	0	0%

UNITED STATES PRESIDENT (REPUBLICAN PARTY)		
Vote For 1		
Total Votes	1,177	
CHRIS CHRISTIE	0	0%
JEB BUSH	0	0%
BEN CARSON	5	0.42%
DONALD J. TRUMP	442	37.55%
MARCO RUBIO	49	4.16%
TED CRUZ	595	50.55%
RICK SANTORUM	0	0%
CARLY FIORINA	0	0%
JOHN R. KASICH	83	7.05%
RAND PAUL	1	0.08%
JIM LYNCH	0	0%
MIKE HUCKABEE	1	0.08%
(UNCOMMITTED)	1	0.08%

UNITED STATES PRESIDENT (LIBERTARIAN PARTY)		
Vote For 1		
Total Votes	1	
AUSTIN PETERSEN	0	0%
STEVEN ELLIOTT (STEVE)	0	0%
KERBEL		
RHETT ROSENQUEST SMITH	0	0%
CECIL INCE	0	0%
MARC ALLAN FELDMAN	0	0%
(UNCOMMITTED)	1	100.00%

UNITED STATES PRESIDENT (CONSTITUTION PARTY)		
Vote For 1		
Total Votes	0	
(UNCOMMITTED)	0	0%


 Barbara Hooper

 Lisa Russell

 Carla Wisniewski

Precinct Summary Report
 PRESIDENTIAL PREFERENCE PRIMARY
 MARCH 15, 2016 - CHRISTIAN COUNTY, MISSOURI
 March 15, 2016 Presidential Preference Primary
 28. ROSEDALE #2
 OFFICIAL Mar_21_2016

Date: 3/21/2016
 Time: 3:03:33 PM
 Page 1/1

Registered Voters 1,868 - Total Ballots 938 : 50.21%

Party Distribution

Total Ballots	938	
DEMOCRATIC PARTY	201	21.43%
REPUBLICAN PARTY	737	78.57%
LIBERTARIAN PARTY	0	0%
CONSTITUTION PARTY	0	0%

UNITED STATES PRESIDENT
 (DEMOCRATIC PARTY)

Vote For 1		
Total Votes	201	
HILLARY CLINTON	87	43.28%
HENRY HEWES	0	0%
ROQUE "ROCKY" DE LA FUENTE	1	0.50%
BERNIE SANDERS	111	55.22%
KEITH JUDD	0	0%
WILLIE L. WILSON	0	0%
MARTIN J. O'MALLEY	0	0%
JOHN WOLFE	0	0%
JON ADAMS	0	0%
(UNCOMMITTED)	2	1.00%

UNITED STATES PRESIDENT
 (REPUBLICAN PARTY)

Vote For 1		
Total Votes	737	
CHRIS CHRISTIE	2	0.27%
JEB BUSH	1	0.14%
BEN CARSON	1	0.14%
DONALD J. TRUMP	268	36.36%
MARCO RUBIO	38	5.16%
TED CRUZ	380	51.56%
RICK SANTORUM	0	0%
CARLY FIORINA	1	0.14%
JOHN R. KASICH	40	5.43%
RAND PAUL	1	0.14%
JIM LYNCH	0	0%
MIKE HUCKABEE	3	0.41%
(UNCOMMITTED)	2	0.27%

UNITED STATES PRESIDENT
 (LIBERTARIAN PARTY)

Vote For 1		
Total Votes	0	
AUSTIN PETERSEN	0	0%
STEVEN ELLIOTT (STEVE)	0	0%
KERBEL		
RHETT ROSENQUEST SMITH	0	0%
CECIL INCE	0	0%
MARC ALLAN FELDMAN	0	0%
(UNCOMMITTED)	0	0%

UNITED STATES PRESIDENT
 (CONSTITUTION PARTY)

Vote For 1		
Total Votes	0	
(UNCOMMITTED)	0	0%

Tom Galt
Barbara Stogner
Jim Russell
Carla Eisner

Precinct Summary Report
 PRESIDENTIAL PREFERENCE PRIMARY
 MARCH 15, 2016 - CHRISTIAN COUNTY, MISSOURI
 March 15, 2016 Presidential Preference Primary
 29. NORTHVIEW #2
 OFFICIAL Mar_21_2016

Date: 3/21/2016
 Time: 3:03:33 PM
 Page 1/1

Registered Voters 1,898 - Total Ballots 892 : 47.00%

Party Distribution

Total Ballots	892	
DEMOCRATIC PARTY	222	24.89%
REPUBLICAN PARTY	667	74.78%
LIBERTARIAN PARTY	3	0.34%
CONSTITUTION PARTY	0	0%

UNITED STATES PRESIDENT
 (DEMOCRATIC PARTY)

Vote For 1		
Total Votes .	222	
HILLARY CLINTON	89	40.09%
HENRY HEWES	0	0%
ROQUE "ROCKY" DE LA FUENTE	0	0%
BERNIE SANDERS	132	59.46%
KEITH JUDD	0	0%
WILLIE L. WILSON	0	0%
MARTIN J. O'MALLEY	0	0%
JOHN WOLFE	0	0%
JON ADAMS	0	0%
(UNCOMMITTED)	1	0.45%

UNITED STATES PRESIDENT
 (REPUBLICAN PARTY)

Vote For 1		
Total Votes	667	
CHRIS CHRISTIE	0	0%
JEB BUSH	1	0.15%
BEN CARSON	10	1.50%
DONALD J. TRUMP	208	31.18%
MARCO RUBIO	18	2.70%
TED CRUZ	376	56.37%
RICK SANTORUM	0	0%
CARLY FIORINA	2	0.30%
JOHN R. KASICH	49	7.35%
RAND PAUL	0	0%
JIM LYNCH	0	0%
MIKE HUCKABEE	3	0.45%
(UNCOMMITTED)	0	0%

UNITED STATES PRESIDENT
 (LIBERTARIAN PARTY)

Vote For 1		
Total Votes	3	
AUSTIN PETERSEN	2	66.67%
STEVEN ELLIOTT (STEVE)	0	0%
KERBEL		
RHETT ROSENQUEST SMITH	0	0%
CECIL INCE	0	0%
MARC ALLAN FELDMAN	1	33.33%
(UNCOMMITTED)	0	0%

UNITED STATES PRESIDENT
 (CONSTITUTION PARTY)

Vote For 1		
Total Votes	0	
(UNCOMMITTED)	0	0%

Mr. Cook
Patricia Stegner
Tom Russell
Carla E. Smith

Precinct Summary Report
 PRESIDENTIAL PREFERENCE PRIMARY
 MARCH 15, 2016 - CHRISTIAN COUNTY, MISSOURI
 March 15, 2016 Presidential Preference Primary
 30. ROSEDALE 1B
 OFFICIAL Mar_21_2016

Date: 3/21/2016
 Time: 3:03:33 PM
 Page 1/1

Registered Voters 2,175 - Total Ballots 860 : 39.54%

Party Distribution		
Total Ballots	860	
DEMOCRATIC PARTY	236	27.44%
REPUBLICAN PARTY	622	72.33%
LIBERTARIAN PARTY	2	0.23%
CONSTITUTION PARTY	0	0%

UNITED STATES PRESIDENT (DEMOCRATIC PARTY)		
Vote For 1		
Total Votes	236	
HILLARY CLINTON	80	33.90%
HENRY HEWES	0	0%
ROQUE "ROCKY" DE LA FUENTE	0	0%
BERNIE SANDERS	156	66.10%
KEITH JUDD	0	0%
WILLIE L. WILSON	0	0%
MARTIN J. O'MALLEY	0	0%
JOHN WOLFE	0	0%
JON ADAMS	0	0%
(UNCOMMITTED)	0	0%

UNITED STATES PRESIDENT (REPUBLICAN PARTY)		
Vote For 1		
Total Votes	622	
CHRIS CHRISTIE	1	0.16%
JEB BUSH	3	0.48%
BEN CARSON	8	1.29%
DONALD J. TRUMP	234	37.62%
MARCO RUBIO	22	3.54%
TED CRUZ	325	52.25%
RICK SANTORUM	1	0.16%
CARLY FIORINA	0	0%
JOHN R. KASICH	25	4.02%
RAND PAUL	0	0%
JIM LYNCH	0	0%
MIKE HUCKABEE	3	0.48%
(UNCOMMITTED)	0	0%

UNITED STATES PRESIDENT (LIBERTARIAN PARTY)		
Vote For 1		
Total Votes	2	
AUSTIN PETERSEN	0	0%
STEVEN ELLIOTT (STEVE)	0	0%
KERBEL		
RHETT ROSENQUEST SMITH	0	0%
CECIL INCE	0	0%
MARC ALLAN FELDMAN	0	0%
(UNCOMMITTED)	2	100.00%

UNITED STATES PRESIDENT (CONSTITUTION PARTY)		
Vote For 1		
Total Votes	0	
(UNCOMMITTED)	0	0%

Tom Burt
Barbara Hooper
Ann Russell
Carla E. Smith

Precinct Summary Report
 PRESIDENTIAL PREFERENCE PRIMARY
 MARCH 15, 2016 - CHRISTIAN COUNTY, MISSOURI
 March 15, 2016 Presidential Preference Primary
 31. RIVERSIDE #2
 OFFICIAL Mar_21_2016

Date: 3/21/2016
 Time: 3:03:34 PM
 Page 1/1

Registered Voters 2,459 - Total Ballots 1,157 : 47.05%

Party Distribution		
Total Ballots	1,157	
DEMOCRATIC PARTY	210	18.15%
REPUBLICAN PARTY	947	81.85%
LIBERTARIAN PARTY	0	0%
CONSTITUTION PARTY	0	0%

UNITED STATES PRESIDENT (DEMOCRATIC PARTY)		
Vote For 1		
Total Votes	210	
HILLARY CLINTON	75	35.71%
HENRY HEWES	0	0%
ROQUE "ROCKY" DE LA FUENTE	0	0%
BERNIE SANDERS	134	63.81%
KEITH JUDD	0	0%
WILLIE L. WILSON	0	0%
MARTIN J. O'MALLEY	0	0%
JOHN WOLFE	0	0%
JON ADAMS	0	0%
(UNCOMMITTED)	1	0.48%

UNITED STATES PRESIDENT (REPUBLICAN PARTY)		
Vote For 1		
Total Votes	947	
CHRIS CHRISTIE	0	0%
JEB BUSH	1	0.11%
BEN CARSON	4	0.42%
DONALD J. TRUMP	294	31.05%
MARCO RUBIO	34	3.59%
TED CRUZ	536	56.60%
RICK SANTORUM	1	0.11%
CARLY FIORINA	0	0%
JOHN R. KASICH	73	7.71%
RAND PAUL	1	0.11%
JIM LYNCH	0	0%
MIKE HUCKABEE	3	0.32%
(UNCOMMITTED)	0	0%

UNITED STATES PRESIDENT (LIBERTARIAN PARTY)		
Vote For 1		
Total Votes	0	
AUSTIN PETERSEN	0	0%
STEVEN ELLIOTT (STEVE)	0	0%
KERBEL		
RHETT ROSENQUEST SMITH	0	0%
CECIL INCE	0	0%
MARC ALLAN FELDMAN	0	0%
(UNCOMMITTED)	0	0%

UNITED STATES PRESIDENT (CONSTITUTION PARTY)		
Vote For 1		
Total Votes	0	
(UNCOMMITTED)	0	0%

[Handwritten Signature]
 Barbara Stogner
 Jim Ruseff
 Carla Essick

Precinct Summary Report
 PRESIDENTIAL PREFERENCE PRIMARY
 MARCH 15, 2016 - CHRISTIAN COUNTY, MISSOURI
 March 15, 2016 Presidential Preference Primary
 32. CASSIDY #2
 OFFICIAL Mar_21_2016

Date: 3/21/2016
 Time: 3:03:34 PM
 Page 1/1

Registered Voters 2,960 - Total Ballots 1,364 : 46.08%

Party Distribution

Total Ballots	1,364	
DEMOCRATIC PARTY	321	23.53%
REPUBLICAN PARTY	1,041	76.32%
LIBERTARIAN PARTY	2	0.15%
CONSTITUTION PARTY	0	0%

UNITED STATES PRESIDENT
 (DEMOCRATIC PARTY)

Vote For 1		
Total Votes	321	
HILLARY CLINTON	138	42.99%
HENRY HEWES	0	0%
ROQUE "ROCKY" DE LA FUENTE	0	0%
BERNIE SANDERS	183	57.01%
KEITH JUDD	0	0%
WILLIE L. WILSON	0	0%
MARTIN J. O'MALLEY	0	0%
JOHN WOLFE	0	0%
JON ADAMS	0	0%
(UNCOMMITTED)	0	0%

UNITED STATES PRESIDENT
 (REPUBLICAN PARTY)

Vote For 1		
Total Votes	1,041	
CHRIS CHRISTIE	2	0.19%
JEB BUSH	0	0%
BEN CARSON	8	0.77%
DONALD J. TRUMP	360	34.58%
MARCO RUBIO	40	3.84%
TED CRUZ	528	50.72%
RICK SANTORUM	0	0%
CARLY FIORINA	0	0%
JOHN R. KASICH	92	8.84%
RAND PAUL	2	0.19%
JIM LYNCH	0	0%
MIKE HUCKABEE	6	0.58%
(UNCOMMITTED)	3	0.29%

UNITED STATES PRESIDENT
 (LIBERTARIAN PARTY)

Vote For 1		
Total Votes	2	
AUSTIN PETERSEN	1	50.00%
STEVEN ELLIOTT (STEVE)	0	0%
KERBEL		
RHETT ROSENQUEST SMITH	0	0%
CECIL INCE	0	0%
MARC ALLAN FELDMAN	0	0%
(UNCOMMITTED)	1	50.00%

UNITED STATES PRESIDENT
 (CONSTITUTION PARTY)

Vote For 1		
Total Votes	0	
(UNCOMMITTED)	0	0%

[Handwritten Signature]
 Barbara Stogner
 Jim Quincey
 Carla Erlich

Precinct Summary Report
 PRESIDENTIAL PREFERENCE PRIMARY
 MARCH 15, 2016 - CHRISTIAN COUNTY, MISSOURI
 March 15, 2016 Presidential Preference Primary
 33. LINCOLN #2
 OFFICIAL Mar_21_2016

Date: 3/21/2016
 Time: 3:03:34 PM
 Page 1/1

Registered Voters 1,314 - Total Ballots 549 : 41.78%

Party Distribution

Total Ballots	549	
DEMOCRATIC PARTY	113	20.58%
REPUBLICAN PARTY	436	79.42%
LIBERTARIAN PARTY	0	0%
CONSTITUTION PARTY	0	0%

UNITED STATES PRESIDENT
 (DEMOCRATIC PARTY)

Vote For 1		
Total Votes	113	
HILLARY CLINTON	30	26.55%
HENRY HEWES	0	0%
ROQUE "ROCKY" DE LA FUENTE	0	0%
BERNIE SANDERS	83	73.45%
KEITH JUDD	0	0%
WILLIE L. WILSON	0	0%
MARTIN J. O'MALLEY	0	0%
JOHN WOLFE	0	0%
JON ADAMS	0	0%
(UNCOMMITTED)	0	0%

UNITED STATES PRESIDENT
 (REPUBLICAN PARTY)

Vote For 1		
Total Votes	434	
CHRIS CHRISTIE	0	0%
JEB BUSH	2	0.46%
BEN CARSON	4	0.92%
DONALD J. TRUMP	146	33.64%
MARCO RUBIO	14	3.23%
TED CRUZ	249	57.37%
RICK SANTORUM	0	0%
CARLY FIORINA	0	0%
JOHN R. KASICH	15	3.46%
RAND PAUL	0	0%
JIM LYNCH	0	0%
MIKE HUCKABEE	3	0.69%
(UNCOMMITTED)	1	0.23%

UNITED STATES PRESIDENT
 (LIBERTARIAN PARTY)

Vote For 1		
Total Votes	0	
AUSTIN PETERSEN	0	0%
STEVEN ELLIOTT (STEVE)	0	0%
KERBEL		
RHETT ROSENQUEST SMITH	0	0%
CECIL INCE	0	0%
MARC ALLAN FELDMAN	0	0%
(UNCOMMITTED)	0	0%

UNITED STATES PRESIDENT
 (CONSTITUTION PARTY)

Vote For 1		
Total Votes	0	
(UNCOMMITTED)	0	0%

[Handwritten Signature]
 Barbara Stogner
 Tom Runef
 Carla Esrich