

Supplemental Statement of Votes Cast  
 PRIMARY ELECTION - AUGUST 2, 2016  
 CHRISTIAN COUNTY, MISSOURI  
 August 2, 2016 Primary  
 OFFICIAL

Date: 8/5/2016  
 Time: 12:35:27 PM

U.S. SENATOR  
 (DEMOCRATIC PARTY)

	Reg. Voters	Total Votes	U.S. SENATOR (DEMOCRATIC PARTY)							
			CHIEF WANA DUBIE	CORI BUSH	JASON KANDER	ROBERT MACK				
US SENATE Normal	54835	1417	138	9.74%	190	13.41%	1033	72.90%	56	3.95%
Absentee	54835	132	17	12.89%	14	10.61%	84	63.64%	17	12.88%
Total	54835	1417	138	9.74%	190	13.41%	1033	72.90%	56	3.95%
Normal	54835	132	17	12.89%	14	10.61%	84	63.64%	17	12.88%
Absentee	54835	1549	155	10.01%	204	13.17%	1117	72.11%	73	4.71%
Total										

*Handwritten signature*

*Handwritten signature*

*Handwritten signature*

Supplemental Statement of Votes Cast  
 PRIMARY ELECTION - AUGUST 2, 2016  
 CHRISTIAN COUNTY, MISSOURI  
 August 2, 2016 Primary  
 OFFICIAL

Date: 8/5/2016  
 Time: 12:35:27 PM

GOVERNOR  
 (DEMOCRATIC PARTY)

US SENATE	Reg. Voters	Total Votes	LEONARD JOSEPH STEINMAN II		CHRIS KOSTER		ERIC MORRISON		CHARLES B. WHEELER	
			Count	Percentage	Count	Percentage	Count	Percentage	Count	Percentage
Normal	54835	1418	40	2.82%	1445	80.75%	165	11.64%	68	4.80%
Absentee	54835	133	5	3.76%	100	75.19%	21	15.79%	7	5.26%
Total	54835	1418	40	2.82%	1445	80.75%	165	11.64%	68	4.80%
Normal	54835	133	5	3.76%	100	75.19%	21	15.79%	7	5.26%
Absentee	54835	1551	45	2.90%	1245	80.27%	186	11.98%	75	4.84%
Total										

*Chris Koster*  
*Eric Morrison*  
*Charles B. Wheeler*  
*Paul Brunel*

Supplemental Statement of Votes Cast  
 PRIMARY ELECTION - AUGUST 2, 2016  
 CHRISTIAN COUNTY, MISSOURI  
 August 2, 2016 Primary  
 OFFICIAL

Date: 8/5/2016  
 Time: 12:35:27 PM

LT. GOVERNOR  
 (DEMOCRATIC PARTY)

SECRETARY OF STATE  
 (DEMOCRATIC PARTY)

US SENATE	Reg. Voters	Total Votes	WINSTON APPLE		RUSS CARNAHAN		TOMMIE PIERSON, SR.		Reg. Voters	Total Votes	BILL CLINTON YOUNG		ROBIN SMITH		MD RABBI ALAM	
			Count	Percentage	Count	Percentage	Count	Percentage			Count	Percentage	Count	Percentage	Count	Percentage
Normal	54835	1388	262	18.88%	957	68.95%	169	12.18%	54835	1363	290	21.28%	944	69.26%	129	9.46%
Absentee	54835	126	24	19.05%	91	72.22%	11	8.73%	54835	125	37	29.60%	84	67.20%	4	3.20%
Total	54835	1388	262	18.88%	957	68.95%	169	12.18%	54835	1363	290	21.28%	944	69.26%	129	9.46%
Normal	54835	126	24	19.05%	81	72.22%	11	8.73%	54835	125	37	29.60%	84	67.20%	4	3.20%
Absentee	54835	1514	286	18.89%	1048	69.22%	180	11.89%	54835	1488	327	21.98%	1028	69.09%	133	8.94%
Total	54835	1514	286	18.89%	1048	69.22%	180	11.89%	54835	1488	327	21.98%	1028	69.09%	133	8.94%

*Handwritten signatures:*  
 [Signature 1]  
 [Signature 2]  
 [Signature 3]  
 [Signature 4]

Supplemental Statement of Votes Cast  
 PRIMARY ELECTION - AUGUST 2, 2016  
 CHRISTIAN COUNTY, MISSOURI  
 August 2, 2016 Primary  
 OFFICIAL

Date: 8/5/2016  
 Time: 12:35:27 PM

STATE TREASURER  
 (DEMOCRATIC PARTY)

ATTORNEY GENERAL  
 (DEMOCRATIC PARTY)

	Reg. Voters		Total Votes		PAT CONTRERAS		JUDY BAKER		Reg. Voters		Total Votes		JAKE ZIMMERMAN		TERESA HENSLEY	
US SENATE																
Normal	54835	1352	490	36.24%	862	63.76%	54835	1383	656	47.43%	727	52.57%				
Absentee	54835	123	40	32.52%	83	67.48%	54835	129	58	44.96%	71	55.04%				
Total	54835	1352	490	36.24%	862	63.76%	54835	1383	656	47.43%	727	52.57%				
Normal	54835	123	40	32.52%	83	67.48%	54835	129	58	44.96%	71	55.04%				
Absentee	54835	1475	530	35.93%	945	64.07%	54835	1512	714	47.22%	798	52.78%				
Total	54835	1475	530	35.93%	945	64.07%	54835	1512	714	47.22%	798	52.78%				

*Michael Stearns*  
*Don Kuntz*  
*Paul Evers*

Supplemental Statement of Votes Cast  
 PRIMARY ELECTION - AUGUST 2, 2016  
 CHRISTIAN COUNTY, MISSOURI  
 August 2, 2016 Primary  
 OFFICIAL

Date: 8/5/2016  
 Time: 12:35:27 PM

US SENATE	U.S. REP DIST 7 (DEMOCRATIC PARTY)				STATE REP DIST 140 (DEMOCRATIC PARTY)		COUNTY COMMISSIONER EAST DIST. (DEMOCRATIC PARTY)				
	Reg. Voters	Total Votes	GENEVIEVE (GEN) WILLIAMS	CAMILLE LOMBARDI-OLIVE	STEVEN REED	Reg. Voters	Total Votes	JIM BILLEDO	Reg. Voters	Total Votes	SUE ANN CHILDERS
Normal	54835	1360	722 53.09%	294 21.62%	344 25.29%	54835	613	613 100.00%	54835	611	611 100.00%
Absentee	54835	127	68 53.54%	25 19.69%	34 26.77%	54835	55	55 100.00%	54835	57	57 100.00%
Total	54835	1360	722 53.09%	294 21.62%	344 25.29%	54835	613	613 100.00%	54835	611	611 100.00%
Normal	54835	127	68 53.54%	25 19.69%	34 26.77%	54835	55	55 100.00%	54835	57	57 100.00%
Absentee	54835	1487	790 53.13%	319 21.46%	378 25.42%	54835	668	668 100.00%	54835	668	668 100.00%
Total	54835	1487	790 53.13%	319 21.46%	378 25.42%	54835	668	668 100.00%	54835	668	668 100.00%

*[Handwritten Signature]*

*[Handwritten Signature]*

*[Handwritten Signature]*

*[Handwritten Signature]*

Supplemental Statement of Votes Cast  
 PRIMARY ELECTION - AUGUST 2, 2016  
 CHRISTIAN COUNTY, MISSOURI  
 August 2, 2016 Primary  
 OFFICIAL

Date: 8/5/2016  
 Time: 12:35:27 PM

U.S. SENATOR  
 (REPUBLICAN PARTY)

US SENATE	Reg. Voters	Total Votes	U.S. SENATOR (REPUBLICAN PARTY)							
			ROY BLUNT	KRISTI NICHOLS	BERNIE MOWINSKI	RYAN D LUETHY				
Normal	54835	13426	8839	65.83%	3781	28.18%	256	1.91%	550	4.10%
Absentee	54835	762	510	66.93%	200	26.25%	14	1.84%	38	4.99%
Total	54835	13426	8839	65.83%	3781	28.18%	256	1.91%	550	4.10%
Normal	54835	762	510	66.93%	200	26.25%	14	1.84%	38	4.99%
Absentee	54835	14188	9349	65.89%	3981	28.06%	270	1.90%	588	4.14%
Total			9351							
Total votes cast			9351							

*[Handwritten Signature]*

*[Handwritten Signature]*

*[Handwritten Signature]*

*[Handwritten Signature]*

Supplemental Statement of Votes Cast  
 PRIMARY ELECTION - AUGUST 2, 2016  
 CHRISTIAN COUNTY, MISSOURI  
 August 2, 2016 Primary  
 OFFICIAL

Date: 8/5/2016  
 Time: 12:35:27 PM

GOVERNOR  
 (REPUBLICAN PARTY)

US SENATE	Reg. Voters	Total Votes	CATHERINE HANAWAY		ERIC GREITENS		JOHN BRUNNER		PETER D. KINDER	
			Count	Percentage	Count	Percentage	Count	Percentage	Count	Percentage
Normal	54835	13733	2029	14.75%	4308	31.32%	5217	37.93%	2199	15.99%
Absentee	54835	774	123	15.89%	214	27.65%	309	39.92%	128	16.54%
Total	54835	13733	2029	14.75%	4308	31.32%	5217	37.93%	2199	15.99%
Normal	54835	774	123	15.89%	214	27.65%	309	39.92%	128	16.54%
Absentee	54835	14527	2152	14.81%	4522	31.13%	5526	38.04%	2327	16.02%
Total	54835	14527	2152	14.81%	4522	31.13%	5526	38.04%	2327	16.02%

*Handwritten signatures:*  
 [Signature 1]  
 [Signature 2]  
 [Signature 3]  
 [Signature 4]

Supplemental Statement of Votes Cast  
 PRIMARY ELECTION - AUGUST 2, 2016  
 CHRISTIAN COUNTY, MISSOURI  
 August 2, 2016 Primary  
 OFFICIAL

Date: 8/5/2016  
 Time: 12:35:27 PM

LT. GOVERNOR  
 (REPUBLICAN PARTY)

SECRETARY OF STATE  
 (REPUBLICAN PARTY)

US SENATE	Reg. Voters	Total Votes	ARNIE C. - AC DIENOFF		BEV RANDLES		MIKE PARSON		Reg. Voters	Total Votes	WILL KRAUS		JOHN (JAY) ASHCROFT		ROI CHINN	
Normal	54835	13297	426	3.20%	6763	50.86%	6108	45.94%	54835	13273	4415	33.26%	8356	62.95%	502	3.78%
Absentee	54835	747	32	4.28%	341	45.65%	374	50.07%	54835	759	193	25.43%	544	71.67%	22	2.90%
Total	54835	13297	426	3.20%	6763	50.86%	6108	45.94%	54835	13273	4415	33.26%	8356	62.95%	502	3.78%
Normal	54835	747	32	4.28%	341	45.65%	374	50.07%	54835	759	193	25.43%	544	71.67%	22	2.90%
Absentee	54835	14044	458	3.25%	7104	50.58%	6482	46.15%	54835	14032	4608	32.84%	8900	63.43%	524	3.73%
Total																

*[Handwritten signatures]*

*[Handwritten signature]*

*[Handwritten signature]*

*[Handwritten signature]*

*[Handwritten signature]*



Supplemental Statement of Votes Cast  
 PRIMARY ELECTION - AUGUST 2, 2016  
 CHRISTIAN COUNTY, MISSOURI  
 August 2, 2016 Primary  
 OFFICIAL

Date: 8/5/2016  
 Time: 12:35:27 PM

	STATE TREASURER (REPUBLICAN PARTY)			ATTORNEY GENERAL (REPUBLICAN PARTY)			
	Reg. Voters	Total Votes	ERIC SCHMITT	Reg. Voters	Total Votes	JOSH HAWLEY	KURT SCHAEFER
US SENATE							
Normal	54835	11180	11180 100.00%	54835	12981	8549 65.86%	4432 34.14%
Absentee	54835	628	628 100.00%	54835	741	489 65.99%	252 34.01%
Total	54835	11180	11180 100.00%	54835	12981	8549 65.86%	4432 34.14%
Normal	54835	628	628 100.00%	54835	741	489 65.99%	252 34.01%
Absentee	54835	11808	11808 100.00%	54835	13722	9038 65.87%	4684 34.13%
Total	54835	11808	11808 100.00%	54835	13722	9038 65.87%	4684 34.13%

*Eric Schmitt*  
*Josh Hawley*  
*Kurt Schaefer*  
*Paul Evans*

Supplemental Statement of Votes Cast  
 PRIMARY ELECTION - AUGUST 2, 2016  
 CHRISTIAN COUNTY, MISSOURI  
 August 2, 2016 Primary  
 OFFICIAL

Date: 8/5/2016  
 Time: 12:35:27 PM

U.S. REP DIST 7  
 (REPUBLICAN PARTY)

US SENATE	Reg. Voters	Total Votes	BILLY LONG	CHRISTOPHE R BATSCHKE	MATTHEW EVANS	LYNDLE SPENCER	NATHAN CLAY BRADHAM	MATT CANOVI	JAMES NELSON	MARY BYRNE				
											Normal	Absentee	Total	Normal
Normal	54835	13380	7532	483	753	853	116	1557	231	1855				
Absentee	54835	751	411	38	45	44	5	78	15	115				
Total	54835	13800	7943	521	798	897	121	1635	246	1970				
Normal	54835	751	411	38	45	44	5	78	15	115				
Absentee	54835	14131	7943	521	798	897	121	1635	246	1970				
Total	54835	14131	7943	521	798	897	121	1635	246	1970				

*A. H. H. H. H.*  
*Jim Lennell*  
*Mr. [Signature]*  
*Gene Green*

Supplemental Statement of Votes Cast  
 PRIMARY ELECTION - AUGUST 2, 2016  
 CHRISTIAN COUNTY, MISSOURI  
 August 2, 2016 Primary  
 OFFICIAL

Date: 8/5/2016  
 Time: 12:35:27 PM

US SENATE	STATE REP DIST 138 (REPUBLICAN PARTY)			STATE REP DIST 139 (REPUBLICAN PARTY)			STATE REP DIST 140 (REPUBLICAN PARTY)		
	Reg. Voters	Total Votes	DON PHILLIPS	Reg. Voters	Total Votes	JERED TAYLOR	Reg. Voters	Total Votes	LYNN MORRIS
Normal	54835	575	575 100.00%	54835	5326	5326 100.00%	54835	5419	5419 100.00%
Absentee	54835	21	21 100.00%	54835	286	286 100.00%	54835	344	344 100.00%
Total	54835	575	575 100.00%	54835	5326	5326 100.00%	54835	5419	5419 100.00%
Normal	54835	21	21 100.00%	54835	286	286 100.00%	54835	344	344 100.00%
Absentee	54835	21	21 100.00%	54835	286	286 100.00%	54835	344	344 100.00%
Total	54835	596	596 100.00%	54835	5812	5812 100.00%	54835	5763	5763 100.00%

*Handwritten signatures:*  
 [Signature 1]  
 [Signature 2]  
 [Signature 3]  
 [Signature 4]

Supplemental Statement of Votes Cast  
 PRIMARY ELECTION - AUGUST 2, 2016  
 CHRISTIAN COUNTY, MISSOURI  
 August 2, 2016 Primary  
 OFFICIAL

Date: 8/5/2016  
 Time: 12:35:27 PM

CIRCUIT JUDGE, CIR. 38 DIV. 2  
 (REPUBLICAN PARTY)

US SENATE	Reg. Voters	Total Votes	KEVIN ELMER			JENNIFER GROWCOCK		TONY BROWN	
			Normal	Absentee	Total	Normal	Absentee	Normal	Absentee
Normal	54835	13212	3921	29.68%	7857	59.47%	1434	10.85%	
Absentee	54835	746	305	40.88%	331	44.37%	110	14.75%	
Total	54835	13212	3921	29.68%	7857	59.47%	1434	10.85%	
Normal	54835	746	305	40.88%	331	44.37%	110	14.75%	
Absentee	54835	13958	4226	30.28%	8188	58.66%	1544	11.06%	
Total	54835	13958	4226	30.28%	8188	58.66%	1544	11.06%	





*AKH*  
*Don L...*  
*...*  
*Paul ...*

Supplemental Statement of Votes Cast  
 PRIMARY ELECTION - AUGUST 2, 2016  
 CHRISTIAN COUNTY, MISSOURI  
 August 2, 2016 Primary  
 OFFICIAL

Date: 8/5/2016  
 Time: 12:35:27 PM

COUNTY COMMISSIONER EAST DIST.  
 (REPUBLICAN PARTY)

	Reg. Voters	Total Votes	LOUIE BENCH		ROBERT PALMER		DAN HALBROOK		WALTER MARTENS		RALPH PHILLIPS	
			Votes	%	Votes	%	Votes	%	Votes	%	Votes	%
US SENATE												
Normal	54835	5994	529	8.83%	744	12.41%	1821	30.38%	926	15.45%	1974	32.93%
Absentee	54835	373	44	11.80%	70	18.77%	97	26.01%	49	13.14%	113	30.29%
Total												
Normal	54835	5994	529	8.83%	744	12.41%	1821	30.38%	926	15.45%	1974	32.93%
Absentee	54835	373	44	11.80%	70	18.77%	97	26.01%	49	13.14%	113	30.29%
Total	54835	6367	573	9.00%	814	12.78%	1918	30.12%	975	15.31%	2087	32.78%

Supplemental Statement of Votes Cast  
 PRIMARY ELECTION - AUGUST 2, 2016  
 CHRISTIAN COUNTY, MISSOURI  
 August 2, 2016 Primary  
 OFFICIAL

Date: 8/5/2016  
 Time: 12:35:27 PM



	COUNTY COMMISSIONER WEST DIST. (REPUBLICAN PARTY)					COUNTY SHERIFF (REPUBLICAN PARTY)				
	Reg. Voters	Total Votes	ED SNOWDEN	JUDY SEATON DOLLARHITE	HOSEA BLYEU	Reg. Voters	Total Votes	BRAD COLE	WARREN HAGAR	
US SENATE										
Normal	54835	7086	1955 27.59%	1388 19.59%	3743 52.82%	54835	13009	11120 85.48%	1889 14.52%	
Absentee	54835	367	94 25.61%	103 28.07%	170 46.32%	54835	743	656 88.29%	87 11.71%	
Total	54835	7086	1955 27.59%	1388 19.59%	3743 52.82%	54835	13009	11120 85.48%	1889 14.52%	
Normal	54835	367	94 25.61%	103 28.07%	170 46.32%	54835	743	656 88.29%	87 11.71%	
Absentee	54835	7453	2049 27.49%	1491 20.01%	3913 52.50%	54835	13752	11776 85.63%	1976 14.37%	
Total	54835	7453	2049 27.49%	1491 20.01%	3913 52.50%	54835	13752	11776 85.63%	1976 14.37%	

*AKH*  
*For County*  
*Paul Brent*

Supplemental Statement of Votes Cast  
 PRIMARY ELECTION - AUGUST 2, 2016  
 CHRISTIAN COUNTY, MISSOURI  
 August 2, 2016 Primary  
 OFFICIAL

Date: 8/5/2016  
 Time: 12:35:27 PM





	COUNTY ASSESSOR (REPUBLICAN PARTY)			COUNTY TREASURER (REPUBLICAN PARTY)			COUNTY CORONER (REPUBLICAN PARTY)			
	Reg. Voters	Total Votes	DANNY GRAY	Reg. Voters	Total Votes	KAREN MATTHEWS	Reg. Voters	Total Votes	MICHAEL ENSIGN	MANDI YODER- ARMITAGE
US SENATE										
Normal	54835	11300	11300 100.00%	54835	10967	10967 100.00%	54835	12234	5219 42.66%	7015 57.34%
Absentee	54835	644	644 100.00%	54835	602	602 100.00%	54835	713	357 50.07%	356 49.93%
Total	54835	11300	11300 100.00%	54835	10987	10967 100.00%	54835	12234	5219 42.66%	7015 57.34%
Normal	54835	644	644 100.00%	54835	602	602 100.00%	54835	713	357 50.07%	356 49.93%
Absentee	54835	11944	11944 100.00%	54835	11569	11569 100.00%	54835	12947	5576 43.07%	7371 56.93%
Total	54835	11944	11944 100.00%	54835	11569	11569 100.00%	54835	12947	5576 43.07%	7371 56.93%

  
 Dan Lewis  
  
 Bobe Creek

Supplemental Statement of Votes Cast  
 PRIMARY ELECTION - AUGUST 2, 2016  
 CHRISTIAN COUNTY, MISSOURI  
 August 2, 2016 Primary  
 OFFICIAL

Date: 8/5/2016  
 Time: 12:35:27 PM

	PUBLIC ADMINISTRATOR (REPUBLICAN PARTY)				POLK COMMITTEEMAN (REPUBLICAN PARTY)							
	Reg. Voters	Total Votes	KEN DAVIS		Reg. Voters	Total Votes	HOLLIS OVERALL	DARRYL SIPES	WRITTE IN			
US SENATE												
Normal	54835	11221	11221	100.00%	54835	434	231	53.23%	197	45.39%	6	1.38%
Absentee	54835	646	646	100.00%	54835	16	10	62.50%	6	37.50%	0	-
Total	54835	11221	11221	100.00%	54835	434	231	53.23%	197	45.39%	6	1.38%
Normal	54835	646	646	100.00%	54835	16	10	62.50%	6	37.50%	0	-
Absentee	54835	11867	11867	100.00%	54835	450	241	53.56%	203	45.11%	6	1.33%
Total	54835	11867	11867	100.00%	54835	450	241	53.56%	203	45.11%	6	1.33%



Supplemental Statement of Votes Cast  
 PRIMARY ELECTION - AUGUST 2, 2016  
 CHRISTIAN COUNTY, MISSOURI  
 August 2, 2016 Primary  
 OFFICIAL

Date: 8/5/2016  
 Time: 12:35:27 PM

POLK COMMITTEEWOMAN  
 (REPUBLICAN PARTY)

EAST FINLEY COMMITTEEMAN  
 (REPUBLICAN PARTY)

US SENATE	Reg. Voters		CAROLYN SUE SIPES		PAULETTE OVERALL		WRITE IN	Reg. Voters		STEVE MAPLES		DAVID WIDNER		WRITE IN		
	Total	Votes	Total	Votes	Total	Votes		Total	Votes	Total	Votes	Total	Votes			
Normal	54835	434	259	59.68%	170	39.17%	5	1.15%	54835	882	633	71.77%	238	26.98%	11	1.25%
Absentee	54835	16	9	56.25%	7	43.75%	0	-	54835	43	33	76.74%	10	23.26%	0	-
Total	54835	434	259	59.68%	170	39.17%	5	1.15%	54835	882	633	71.77%	238	26.98%	11	1.25%
Normal	54835	16	9	56.25%	7	43.75%	0	-	54835	43	33	76.74%	10	23.26%	0	-
Absentee	54835	450	288	59.56%	177	39.33%	5	1.11%	54835	925	666	72.00%	248	26.81%	11	1.19%
Total	54835	450	288	59.56%	177	39.33%	5	1.11%	54835	925	666	72.00%	248	26.81%	11	1.19%

*Handwritten signature*

*Handwritten signature*

*Handwritten signature*

*Handwritten signature*

Supplemental Statement of Votes Cast  
 PRIMARY ELECTION - AUGUST 2, 2016  
 CHRISTIAN COUNTY, MISSOURI  
 August 2, 2016 Primary  
 OFFICIAL

Date: 8/5/2016  
 Time: 12:35:27 PM

LINDEN COMMITTEEMAN  
 (REPUBLICAN PARTY)

MCCRACKEN COMMITTEEMAN  
 (REPUBLICAN PARTY)

	LINDEN COMMITTEEMAN		MCCRACKEN COMMITTEEMAN		KEN SPANGLER		JOHN BROSS		WRITE IN		GEORGE A. BURNS		TIMOTHY PEAK		WRITE IN		
	Reg. Voters	Total Votes	Reg. Voters	Total Votes	Reg. Voters	Total Votes	Reg. Voters	Total Votes	Reg. Voters	Total Votes	Reg. Voters	Total Votes	Reg. Voters	Total Votes	Reg. Voters	Total Votes	
US SENATE																	
Normal	54835	302	54835	449	54835	449	54835	101	33.44%	54835	449	54835	290	64.59%	54835	157	34.97%
Absentee	54835	16	54835	17	54835	17	54835	11	68.75%	54835	17	54835	9	52.94%	54835	8	47.06%
Total	54835	302	54835	449	54835	449	54835	101	33.44%	54835	449	54835	290	64.59%	54835	157	34.97%
Normal	54835	16	54835	17	54835	17	54835	11	68.75%	54835	17	54835	9	52.94%	54835	8	47.06%
Absentee	54835	318	54835	466	54835	466	54835	112	35.22%	54835	466	54835	299	64.16%	54835	165	35.41%
Total	54835	318	54835	466	54835	466	54835	112	35.22%	54835	466	54835	299	64.16%	54835	165	35.41%

*AK McRacken*  
*Don Lacey*  
*Paul Brink*

Supplemental Statement of Votes Cast  
 PRIMARY ELECTION - AUGUST 2, 2016  
 CHRISTIAN COUNTY, MISSOURI  
 August 2, 2016 Primary  
 OFFICIAL

Date: 8/5/2016  
 Time: 12:35:27 PM

	U.S. SENATOR (LIBERTARIAN PARTY)		GOVERNOR (LIBERTARIAN PARTY)		LT. GOVERNOR (LIBERTARIAN PARTY)					
	Reg. Voters	Total Votes	JONATHAN DINE	HERSCHEL L. YOUNG	Reg. Voters	Total Votes	CISSE W SPRAGINS	Reg. Voters	Total Votes	STEVEN R. HEDRICK
US SENATE										
Normal	54835	29	16 55.17%	13 44.83%	54835	29	29 100.00%	54835	29	29 100.00%
Absentee	54835	2	0 -	2 100.00%	54835	2	2 100.00%	54835	2	2 100.00%
Total	54835	29	16 55.17%	13 44.83%	54835	29	29 100.00%	54835	29	29 100.00%
Normal	54835	2	0 -	2 100.00%	54835	2	2 100.00%	54835	2	2 100.00%
Absentee	54835	31	16 51.61%	15 48.39%	54835	31	31 100.00%	54835	31	31 100.00%
Total	54835	31	16 51.61%	15 48.39%	54835	31	31 100.00%	54835	31	31 100.00%

*Handwritten signature*

*Handwritten signature*

*Handwritten signature*

*Handwritten signature*

Supplemental Statement of Votes Cast  
 PRIMARY ELECTION - AUGUST 2, 2016  
 CHRISTIAN COUNTY, MISSOURI  
 August 2, 2016 Primary  
 OFFICIAL

Date: 8/5/2016  
 Time: 12:35:27 PM

	SECRETARY OF STATE (LIBERTARIAN PARTY)			STATE TREASURER (LIBERTARIAN PARTY)			U.S. REP DIST 7 (LIBERTARIAN PARTY)			U.S. SENATOR (CONSTITUTION PARTY)		
	Reg. Voters	Total Votes	CHRIS MORRILL	Reg. Voters	Total Votes	SEAN OTOOLE	Reg. Voters	Total Votes	BENJAMIN T. BRIXEY	Reg. Voters	Total Votes	FRED RYMAN
US SENATE Normal	54835	29	29 100.00%	54835	29	29 100.00%	54835	29	29 100.00%	54835	4	4 100.00%
Absentee	54835	2	2 100.00%	54835	2	2 100.00%	54835	2	2 100.00%	54835	0	0
Total	54835	29	29 100.00%	54835	29	29 100.00%	54835	29	29 100.00%	54835	4	4 100.00%
Normal	54835	2	2 100.00%	54835	2	2 100.00%	54835	2	2 100.00%	54835	0	0
Absentee	54835	2	2 100.00%	54835	2	2 100.00%	54835	2	2 100.00%	54835	4	4 100.00%
Total	54835	31	31 100.00%	54835	31	31 100.00%	54835	31	31 100.00%	54835	4	4 100.00%

*Handwritten signatures:*  
 [Signature 1]  
 [Signature 2]  
 [Signature 3]  
 [Signature 4]