

Statement of Votes Cast
 PRIMARY ELECTION - AUGUST 2, 2016
 CHRISTIAN COUNTY, MISSOURI
 August 2, 2016 Primary
 OFFICIAL

Date: 8/5/2016
 Time: 12:34:36 PM

U.S. SENATOR
 (REPUBLICAN PARTY)

	Reg. Voters	Total Votes	ROY BLUNT	KRISTI NICHOLS	BERNIE MOWINSKI	RYAN D LUETHY
17. MCCracken Normal	1675	516	340 65.89%	143 27.71%	8 1.55%	25 4.84%
Absentee	1675	0	0	0	0	0
20. POLK Normal	2297	558	331 59.32%	193 34.59%	10 1.79%	24 4.30%
Absentee	2297	0	0	0	0	0
21. UNION CHAPEL #1 Normal	2888	776	546 70.36%	197 25.39%	6 0.77%	27 3.48%
Absentee	2888	0	0	0	0	0
22. ROSEDALE #1A Normal	2308	488	313 64.14%	144 29.51%	7 1.43%	24 4.92%
Absentee	2308	0	0	0	0	0
23. GARDEN GROVE Normal	1988	459	318 69.28%	120 26.14%	7 1.53%	14 3.05%
Absentee	1988	0	0	0	0	0
24. NORTHVIEW #1 Normal	3036	676	455 67.31%	177 26.18%	16 2.37%	28 4.14%
Absentee	3036	0	0	0	0	0
26. SPARTA Normal	1752	429	279 65.03%	125 29.14%	6 1.40%	19 4.43%
Absentee	1752	0	0	0	0	0
27. UNION CHAPEL #2 Normal	3177	823	543 65.98%	242 29.40%	18 2.19%	20 2.43%
Absentee	3177	0	0	0	0	0
28. ROSEDALE #2 Normal	1883	542	361 66.61%	158 29.15%	8 1.48%	15 2.77%
Absentee	1883	0	0	0	0	0
29. NORTHVIEW #2 Normal	1942	464	292 62.93%	138 29.74%	8 1.72%	26 5.60%
Absentee	1942	0	0	0	0	0
30. ROSEDALE 1B Normal	2187	408	285 69.85%	104 25.49%	11 2.70%	8 1.96%
Absentee	2187	0	0	0	0	0
31. RIVERSIDE #2 Normal	2539	649	437 67.33%	179 27.58%	9 1.39%	24 3.70%
Absentee	2539	0	0	0	0	0
32. CASSIDY #2 Normal	3068	766	518 67.62%	198 25.85%	13 1.70%	37 4.83%
Absentee	3068	0	0	0	0	0

David Green, Auditor
Don Lewis

Statement of Votes Cast
 PRIMARY ELECTION - AUGUST 2, 2016
 CHRISTIAN COUNTY, MISSOURI
 August 2, 2016 Primary
 OFFICIAL

Date: 8/5/2016
 Time: 12:34:36 PM

U.S. SENATOR
 (REPUBLICAN PARTY)

33. LINCOLN #2	Reg. Voters	Total Votes	U.S. SENATOR (REPUBLICAN PARTY)							
			ROY BLUNT	KRISTI NICHOLS	BERNIE MOWINSKI	RYAN D LUETHY				
Normal	1331	282	172	60.99%	89	31.56%	8	2.84%	13	4.61%
Absentee	1331	0	0	-	0	-	0	-	0	-
ABSENTEE	0	0	0	-	0	-	0	-	0	-
Normal	0	764	512	67.02%	200	26.18%	14	1.83%	38	4.97%
Absentee	0	0	0	-	0	-	0	-	0	-
Total	54835	13426	8839	65.83%	3781	28.16%	256	1.91%	550	4.10%
Normal	54835	764	512	67.02%	200	26.18%	14	1.83%	38	4.97%
Absentee	54835	14190	9351	65.90%	3981	28.05%	270	1.90%	588	4.14%

Total for Roy Blunt shows an increase of two votes from two military ballots that were received after election day.

Carol Egan
Christy Hubbert
Devin Lacey
Tom Cook

Statement of Votes Cast
 PRIMARY ELECTION - AUGUST 2, 2016
 CHRISTIAN COUNTY, MISSOURI
 August 2, 2016 Primary
 OFFICIAL

Date: 8/5/2016
 Time: 12:34:36 PM

U.S. REP DIST 7
 (REPUBLICAN PARTY)

Jurisdiction Wide	Reg. Voters	Total Votes	BILLY LONG	CHRISTOPHE R BATSCHE		MATTHEW EVANS		LYNDLE SPENCER		NATHAN CLAY BRADHAM		MATT CANOVI		JAMES NELSON		MARY BYRNE		
				Votes	%	Votes	%	Votes	%	Votes	%	Votes	%	Votes	%	Votes	%	Votes
1. E BENTON / 3. BRUNER																		
Normal	890	248	146	58.87%	4	1.61%	8	3.23%	26	10.48%	1	0.40%	28	11.29%	5	2.02%	30	12.10%
Absentee	890	0	0	-	0	-	0	-	0	-	0	-	0	-	0	-	0	-
2. WEST BENTON / 14. LINDEN																		
Normal	1713	462	264	57.14%	25	5.41%	27	5.84%	20	4.33%	5	1.08%	56	12.12%	8	1.73%	57	12.34%
Absentee	1713	0	0	-	0	-	0	-	0	-	0	-	0	-	0	-	0	-
4. CHADWICK 16. S. LINN 11. GARRISON 25. SENECA																		
Normal	624	177	111	62.71%	7	3.95%	14	7.91%	12	6.78%	2	1.13%	15	8.47%	3	1.69%	13	7.34%
Absentee	624	0	0	-	0	-	0	-	0	-	0	-	0	-	0	-	0	-
5. RIVERSIDE #1																		
Normal	2396	499	298	59.72%	21	4.21%	28	5.61%	18	3.61%	4	0.80%	56	11.22%	12	2.40%	62	12.42%
Absentee	2396	0	0	-	0	-	0	-	0	-	0	-	0	-	0	-	0	-
6. CASSIDY # 1																		
Normal	2404	457	266	58.21%	8	1.75%	35	7.66%	31	6.78%	2	0.44%	47	10.28%	5	1.09%	63	13.79%
Absentee	2404	0	0	-	0	-	0	-	0	-	0	-	0	-	0	-	0	-
7. WEST FINLEY																		
Normal	3023	639	352	55.09%	19	2.97%	31	4.85%	38	5.95%	4	0.63%	92	14.40%	6	0.94%	97	15.18%
Absentee	3023	0	0	-	0	-	0	-	0	-	0	-	0	-	0	-	0	-
8. EAST FINLEY																		
Normal	4267	1044	598	57.28%	34	3.26%	60	5.75%	82	7.85%	9	0.86%	94	9.00%	18	1.72%	149	14.27%
Absentee	4267	0	0	-	0	-	0	-	0	-	0	-	0	-	0	-	0	-
9. NORTH GALLOWAY																		
Normal	2602	649	358	55.16%	27	4.16%	41	6.32%	46	7.09%	3	0.46%	90	13.87%	10	1.54%	74	11.40%
Absentee	2602	0	0	-	0	-	0	-	0	-	0	-	0	-	0	-	0	-
10. SOUTH GALLOWAY																		
Normal	1474	438	268	61.19%	14	3.20%	21	4.79%	14	3.20%	4	0.91%	46	10.50%	10	2.28%	61	13.93%
Absentee	1474	0	0	-	0	-	0	-	0	-	0	-	0	-	0	-	0	-
12. LEAD HILL / 18. OLDFIELD																		
Normal	470	141	100	70.92%	2	1.42%	1	0.71%	4	2.84%	1	0.71%	10	7.09%	8	5.87%	15	10.64%
Absentee	470	0	0	-	0	-	0	-	0	-	0	-	0	-	0	-	0	-
13. LINCOLN #1																		
Normal	2162	559	278	49.73%	29	5.19%	35	6.26%	31	5.55%	6	1.07%	74	13.24%	14	2.50%	92	16.46%
Absentee	2162	0	0	-	0	-	0	-	0	-	0	-	0	-	0	-	0	-
15. NORTH LINN																		
Normal	739	265	146	55.09%	11	4.15%	19	7.17%	19	7.17%	2	0.75%	34	12.83%	7	2.64%	27	10.19%
Absentee	739	0	0	-	0	-	0	-	0	-	0	-	0	-	0	-	0	-

Spencer Evans
John Linnell
Chris Batstche
Matthew Evans
Lyndle Spencer
Nathan Clay Bradham
Matt Canovi
James Nelson
Mary Byrne

Statement of Votes Cast
 PRIMARY ELECTION - AUGUST 2, 2016
 CHRISTIAN COUNTY, MISSOURI
 August 2, 2016 Primary
 OFFICIAL

Date: 8/5/2016
 Time: 12:34:36 PM

U.S. REP DIST 7
 (REPUBLICAN PARTY)

	Reg. Voters	Total Votes	BILLY LONG	CHRISTOPHE R BATSCHE	MATTHEW EVANS	LYNDLE SPENCER	NATHAN CLAY BRADHAM	MATT CANOVI	JAMIES NELSON	MARY BYRNE								
17. McCRACKEN Normal	1675	515	281	54.56%	19	3.69%	29	5.63%	29	5.63%	5	0.97%	57	11.07%	16	3.11%	79	15.34%
Absentee	1675	0	0	-	0	-	0	-	0	-	0	-	0	-	0	-	0	-
20. POLK Normal	2297	560	306	54.64%	8	1.43%	34	6.07%	17	3.04%	5	0.89%	87	15.54%	12	2.14%	91	16.25%
Absentee	2297	0	0	-	0	-	0	-	0	-	0	-	0	-	0	-	0	-
21. UNION CHAPEL #1 Normal	2888	777	452	58.17%	23	2.96%	28	3.60%	73	9.40%	8	1.03%	60	7.72%	12	1.54%	121	15.57%
Absentee	2888	0	0	-	0	-	0	-	0	-	0	-	0	-	0	-	0	-
22. ROSEDALE #1A Normal	2308	488	284	58.20%	11	2.25%	23	4.71%	35	7.17%	6	1.23%	65	13.32%	7	1.43%	57	11.68%
Absentee	2308	0	0	-	0	-	0	-	0	-	0	-	0	-	0	-	0	-
23. GARDEN GROVE Normal	1988	459	255	55.56%	19	4.14%	31	6.75%	24	5.23%	3	0.65%	52	11.33%	8	1.74%	67	14.60%
Absentee	1988	0	0	-	0	-	0	-	0	-	0	-	0	-	0	-	0	-
24. NORTHVIEW #1 Normal	3036	672	378	56.25%	31	4.61%	52	7.74%	40	5.95%	6	0.89%	76	11.31%	4	0.60%	85	12.65%
Absentee	3036	0	0	-	0	-	0	-	0	-	0	-	0	-	0	-	0	-
26. SPARTA Normal	1752	425	236	55.53%	16	3.76%	20	4.71%	50	11.76%	5	1.16%	53	12.47%	6	1.41%	39	9.18%
Absentee	1752	0	0	-	0	-	0	-	0	-	0	-	0	-	0	-	0	-
27. UNION CHAPEL #2 Normal	3177	816	421	51.59%	36	4.41%	41	5.02%	69	8.46%	6	0.74%	127	15.56%	12	1.47%	104	12.75%
Absentee	3177	0	0	-	0	-	0	-	0	-	0	-	0	-	0	-	0	-
28. ROSEDALE #2 Normal	1883	539	290	53.80%	18	3.34%	34	6.31%	36	6.69%	5	0.93%	71	13.17%	7	1.30%	78	14.47%
Absentee	1883	0	0	-	0	-	0	-	0	-	0	-	0	-	0	-	0	-
29. NORTHVIEW #2 Normal	1942	460	259	56.30%	10	2.17%	22	4.78%	34	7.39%	5	1.09%	44	9.57%	11	2.39%	75	16.30%
Absentee	1942	0	0	-	0	-	0	-	0	-	0	-	0	-	0	-	0	-
30. ROSEDALE 1B Normal	2187	396	227	57.32%	12	3.03%	28	7.07%	20	5.05%	5	1.26%	39	9.85%	4	1.01%	61	15.40%
Absentee	2187	0	0	-	0	-	0	-	0	-	0	-	0	-	0	-	0	-
31. RIVERSIDE #2 Normal	2539	639	356	55.71%	33	5.16%	30	4.69%	36	5.63%	3	0.47%	76	11.89%	8	1.25%	97	15.18%
Absentee	2539	0	0	-	0	-	0	-	0	-	0	-	0	-	0	-	0	-
32. CASSIDY #2 Normal	3068	774	458	59.17%	30	3.88%	41	5.30%	38	4.91%	8	1.03%	60	7.75%	15	1.94%	124	16.02%
Absentee	3068	0	0	-	0	-	0	-	0	-	0	-	0	-	0	-	0	-

Paula Brink
Paula Brink
Paula Brink

Statement of Votes Cast
 PRIMARY ELECTION - AUGUST 2, 2016
 CHRISTIAN COUNTY, MISSOURI
 August 2, 2016 Primary
 OFFICIAL

Date: 8/5/2016
 Time: 12:34:36 PM

U.S. REP DIST 7
 (REPUBLICAN PARTY)

	Reg. Voters		CANDIDATES															
	Total	Votes	BILLY LONG	CHRISTOPHE R BATSCHE	MATTHEW EVANS	LYNDLE SPENCER	NATHAN CLAY BRADHAM	MATT CANOVI	JAMES NELSON	MARY BYRNE								
33. LINCOLN #2																		
Normal	1331	282	144	51.06%	16	5.67%	20	7.09%	11	3.90%	3	1.06%	48	17.02%	3	1.06%	37	13.12%
Absentee	1331	0	0	-	0	-	0	-	0	-	0	-	0	-	0	-	0	-
ABSENTEE																		
Normal	0	0	0	-	0	-	0	-	0	-	0	-	0	-	0	-	0	-
Absentee	0	753	413	54.85%	38	5.05%	45	5.98%	44	5.84%	5	0.66%	78	10.36%	15	1.99%	115	15.27%
Total	54835	13380	7532	56.29%	483	3.61%	753	5.63%	853	6.38%	116	0.87%	1557	11.64%	231	1.73%	1855	13.86%
Absentee	54835	753	413	54.85%	38	5.05%	45	5.98%	44	5.84%	5	0.66%	78	10.36%	15	1.99%	115	15.27%
Total	54835	14133	7945	56.22%	521	3.69%	798	5.65%	897	6.35%	121	0.86%	1635	11.57%	246	1.74%	1970	13.94%

Total for Billy Long shows an increase of two votes from two military ballots that were received after election day

Earle Everett
Chris Shalvey
John Everett

Statement of Votes Cast
 PRIMARY ELECTION - AUGUST 2, 2016
 CHRISTIAN COUNTY, MISSOURI
 August 2, 2016 Primary
 OFFICIAL

Date: 8/5/2016
 Time: 12:34:36 PM

Jurisdiction Wide	LT. GOVERNOR (REPUBLICAN PARTY)						SECRETARY OF STATE (REPUBLICAN PARTY)							
	Reg. Voters	Total Votes	ARNIE C. DIENOFF	AC	BEV RANGLES	MIKE PARSON	Reg. Voters	Total Votes	WILL KRAUS	JOHN (JAY) ASHCROFT	ROI CHINN			
1. E BENTON / 3. BRUNER	890	247	18	7.29%	108	43.72%	890	241	80	33.20%	155	64.32%	6	2.49%
Normal	890	0	0	-	0	-	890	0	0	-	0	-	0	-
Absentee	0	0	0	-	0	-	0	0	0	-	0	-	0	-
2. WEST BENTON / 14. LINDEN	1713	458	9	1.97%	259	56.55%	1713	456	177	38.82%	261	57.24%	18	3.95%
Normal	1713	0	0	-	0	-	1713	0	0	-	0	-	0	-
Absentee	0	0	0	-	0	-	0	0	0	-	0	-	0	-
4. CHADWICK 16. S. LINN 11. GARRISON 25. SENECA	624	179	5	2.79%	91	50.84%	624	173	62	35.84%	99	57.23%	12	6.94%
Normal	624	0	0	-	0	-	624	0	0	-	0	-	0	-
Absentee	0	0	0	-	0	-	0	0	0	-	0	-	0	-
5. RIVERSIDE #1	2396	503	7	1.39%	270	53.89%	2396	500	155	31.00%	330	66.00%	15	3.00%
Normal	2396	0	0	-	0	-	2396	0	0	-	0	-	0	-
Absentee	0	0	0	-	0	-	0	0	0	-	0	-	0	-
6. CASSIDY # 1	2404	457	15	3.28%	243	53.17%	2404	465	147	31.61%	298	64.09%	20	4.30%
Normal	2404	0	0	-	0	-	2404	0	0	-	0	-	0	-
Absentee	0	0	0	-	0	-	0	0	0	-	0	-	0	-
7. WEST FINLEY	3023	631	21	3.33%	329	52.14%	3023	627	222	35.41%	380	60.61%	25	3.99%
Normal	3023	0	0	-	0	-	3023	0	0	-	0	-	0	-
Absentee	0	0	0	-	0	-	0	0	0	-	0	-	0	-
8. EAST FINLEY	4267	1030	29	2.82%	550	53.40%	4267	1032	298	28.86%	709	68.70%	25	2.42%
Normal	4267	0	0	-	0	-	4267	0	0	-	0	-	0	-
Absentee	0	0	0	-	0	-	0	0	0	-	0	-	0	-
9. NORTH GALLOWAY	2602	642	17	2.65%	325	50.62%	2602	638	229	35.89%	390	61.13%	19	2.98%
Normal	2602	0	0	-	0	-	2602	0	0	-	0	-	0	-
Absentee	0	0	0	-	0	-	0	0	0	-	0	-	0	-
10. SOUTH GALLOWAY	1474	441	16	3.63%	226	51.25%	1474	441	141	31.97%	283	64.17%	17	3.85%
Normal	1474	0	0	-	0	-	1474	0	0	-	0	-	0	-
Absentee	0	0	0	-	0	-	0	0	0	-	0	-	0	-
12. LEAD HILL / 18. OLDFIELD	470	142	7	4.93%	57	40.14%	470	139	50	35.97%	83	59.71%	6	4.32%
Normal	470	0	0	-	0	-	470	0	0	-	0	-	0	-
Absentee	0	0	0	-	0	-	0	0	0	-	0	-	0	-
13. LINCOLN #1	2162	555	25	4.50%	271	48.83%	2162	551	207	37.57%	315	57.17%	29	5.26%
Normal	2162	0	0	-	0	-	2162	0	0	-	0	-	0	-
Absentee	0	0	0	-	0	-	0	0	0	-	0	-	0	-
15. NORTH LINN	739	271	8	2.95%	134	49.45%	739	264	90	34.09%	162	61.36%	12	4.55%
Normal	739	0	0	-	0	-	739	0	0	-	0	-	0	-
Absentee	0	0	0	-	0	-	0	0	0	-	0	-	0	-

Paula E. Smith
Don Lamm

Statement of Votes Cast
 PRIMARY ELECTION - AUGUST 2, 2016
 CHRISTIAN COUNTY, MISSOURI
 August 2, 2016 Primary
 OFFICIAL

Date: 8/5/2016
 Time: 12:34:36 PM

LT. GOVERNOR
 (REPUBLICAN PARTY)

SECRETARY OF STATE
 (REPUBLICAN PARTY)

	Reg. Voters		Total Votes		ARNIE C. - AC		BEV RANDLES		MIKE PARSON		Reg. Voters		Total Votes		WILL KRAUS		JOHN (JAY) ASHCROFT		ROI CHINN					
17. McCRACKEN	1675	507	11	2.17%	263	51.87%	233	45.96%	1675	507	169	33.33%	322	63.51%	16	3.16%	1675	507	169	33.33%	322	63.51%	16	3.16%
Normal	1675	0	0	-	0	-	0	-	1675	0	0	-	0	-	0	-	1675	0	0	-	0	-	0	-
Absentee	0	507	11	2.17%	263	51.87%	233	45.96%	0	507	169	33.33%	322	63.51%	16	3.16%	0	507	169	33.33%	322	63.51%	16	3.16%
20. POLK	2297	554	21	3.79%	302	54.51%	231	41.70%	2297	554	231	41.77%	294	53.16%	28	5.06%	2297	554	231	41.77%	294	53.16%	28	5.06%
Normal	2297	0	0	-	0	-	0	-	2297	0	0	-	0	-	0	-	2297	0	0	-	0	-	0	-
Absentee	0	554	21	3.79%	302	54.51%	231	41.70%	0	554	231	41.77%	294	53.16%	28	5.06%	0	554	231	41.77%	294	53.16%	28	5.06%
21. UNION CHAPEL #1	2888	768	25	3.26%	378	49.22%	365	47.53%	2888	770	250	32.47%	491	63.77%	29	3.77%	2888	770	250	32.47%	491	63.77%	29	3.77%
Normal	2888	0	0	-	0	-	0	-	2888	0	0	-	0	-	0	-	2888	0	0	-	0	-	0	-
Absentee	0	768	25	3.26%	378	49.22%	365	47.53%	0	770	250	32.47%	491	63.77%	29	3.77%	0	770	250	32.47%	491	63.77%	29	3.77%
22. ROSEDALE #1A	2308	487	11	2.26%	240	49.28%	236	48.46%	2308	490	153	31.22%	308	62.86%	29	5.92%	2308	490	153	31.22%	308	62.86%	29	5.92%
Normal	2308	0	0	-	0	-	0	-	2308	0	0	-	0	-	0	-	2308	0	0	-	0	-	0	-
Absentee	0	487	11	2.26%	240	49.28%	236	48.46%	0	490	153	31.22%	308	62.86%	29	5.92%	0	490	153	31.22%	308	62.86%	29	5.92%
23. GARDEN GROVE	1988	452	14	3.10%	228	50.44%	210	46.46%	1988	448	130	29.02%	301	67.19%	17	3.79%	1988	448	130	29.02%	301	67.19%	17	3.79%
Normal	1988	0	0	-	0	-	0	-	1988	0	0	-	0	-	0	-	1988	0	0	-	0	-	0	-
Absentee	0	452	14	3.10%	228	50.44%	210	46.46%	0	448	130	29.02%	301	67.19%	17	3.79%	0	448	130	29.02%	301	67.19%	17	3.79%
24. NORTHVIEW #1	3036	668	38	5.69%	344	51.50%	286	42.81%	3036	669	212	31.69%	434	64.87%	23	3.44%	3036	669	212	31.69%	434	64.87%	23	3.44%
Normal	3036	0	0	-	0	-	0	-	3036	0	0	-	0	-	0	-	3036	0	0	-	0	-	0	-
Absentee	0	668	38	5.69%	344	51.50%	286	42.81%	0	669	212	31.69%	434	64.87%	23	3.44%	0	669	212	31.69%	434	64.87%	23	3.44%
26. SPARTA	1752	422	17	4.03%	144	34.12%	261	61.85%	1752	422	134	31.75%	273	64.69%	15	3.55%	1752	422	134	31.75%	273	64.69%	15	3.55%
Normal	1752	0	0	-	0	-	0	-	1752	0	0	-	0	-	0	-	1752	0	0	-	0	-	0	-
Absentee	0	422	17	4.03%	144	34.12%	261	61.85%	0	422	134	31.75%	273	64.69%	15	3.55%	0	422	134	31.75%	273	64.69%	15	3.55%
27. UNION CHAPEL #2	3177	816	21	2.57%	442	54.17%	353	43.26%	3177	813	277	34.07%	500	61.50%	36	4.43%	3177	813	277	34.07%	500	61.50%	36	4.43%
Normal	3177	0	0	-	0	-	0	-	3177	0	0	-	0	-	0	-	3177	0	0	-	0	-	0	-
Absentee	0	816	21	2.57%	442	54.17%	353	43.26%	0	813	277	34.07%	500	61.50%	36	4.43%	0	813	277	34.07%	500	61.50%	36	4.43%
28. ROSEDALE #2	1883	535	12	2.24%	263	52.90%	240	44.86%	1883	527	188	35.67%	322	61.10%	17	3.23%	1883	527	188	35.67%	322	61.10%	17	3.23%
Normal	1883	0	0	-	0	-	0	-	1883	0	0	-	0	-	0	-	1883	0	0	-	0	-	0	-
Absentee	0	535	12	2.24%	263	52.90%	240	44.86%	0	527	188	35.67%	322	61.10%	17	3.23%	0	527	188	35.67%	322	61.10%	17	3.23%
29. NORTHVIEW #2	1942	454	20	4.41%	228	50.22%	206	45.37%	1942	456	146	32.02%	294	64.47%	16	3.51%	1942	456	146	32.02%	294	64.47%	16	3.51%
Normal	1942	0	0	-	0	-	0	-	1942	0	0	-	0	-	0	-	1942	0	0	-	0	-	0	-
Absentee	0	454	20	4.41%	228	50.22%	206	45.37%	0	456	146	32.02%	294	64.47%	16	3.51%	0	456	146	32.02%	294	64.47%	16	3.51%
30. ROSEDALE 1B	2187	404	10	2.48%	216	53.47%	178	44.06%	2187	405	118	29.14%	266	65.68%	21	5.19%	2187	405	118	29.14%	266	65.68%	21	5.19%
Normal	2187	0	0	-	0	-	0	-	2187	0	0	-	0	-	0	-	2187	0	0	-	0	-	0	-
Absentee	0	404	10	2.48%	216	53.47%	178	44.06%	0	405	118	29.14%	266	65.68%	21	5.19%	0	405	118	29.14%	266	65.68%	21	5.19%
31. RIVERSIDE #2	2539	638	16	2.51%	329	51.57%	293	45.92%	2539	645	204	31.63%	424	65.74%	17	2.64%	2539	645	204	31.63%	424	65.74%	17	2.64%
Normal	2539	0	0	-	0	-	0	-	2539	0	0	-	0	-	0	-	2539	0	0	-	0	-	0	-
Absentee	0	638	16	2.51%	329	51.57%	293	45.92%	0	645	204	31.63%	424	65.74%	17	2.64%	0	645	204	31.63%	424	65.74%	17	2.64%
32. CASSIDY #2	3068	756	24	3.17%	366	48.41%	366	48.41%	3068	764	233	30.50%	505	66.10%	26	3.40%	3068	764	233	30.50%	505	66.10%	26	3.40%
Normal	3068	0	0	-	0	-	0	-	3068	0	0	-	0	-	0	-	3068	0	0	-	0	-	0	-
Absentee	0	756	24	3.17%	366	48.41%	366	48.41%	0	764	233	30.50%	505	66.10%	26	3.40%	0	764	233	30.50%	505	66.10%	26	3.40%

David Greening
 David Greening, Christian County Clerk

Statement of Votes Cast
 PRIMARY ELECTION - AUGUST 2, 2016
 CHRISTIAN COUNTY, MISSOURI
 August 2, 2016 Primary
 OFFICIAL

Date: 8/5/2016
 Time: 12:34:36 PM

38. LINCOLN #2	L.T. GOVERNOR (REPUBLICAN PARTY)					SECRETARY OF STATE (REPUBLICAN PARTY)								
	Reg. Voters	Total Votes	ARNIE C. - DIENOFF	AC - RANDLES	BEV RANDLES	MIKE PARSON	Reg. Voters	Total Votes	WILL KRAUS	JOHN (JAY) ASHCROFT	ROI CHINN			
Normal	1331	280	9	3.21%	137	48.93%	1331	277	112	40.43%	157	56.68%	8	2.89%
Absentee	1331	0	0	-	0	-	1331	0	0	-	0	-	0	-
ABSENTEE Normal	0	0	0	-	0	-	0	0	0	-	0	-	0	-
ABSENTEE Absentee	0	749	32	4.27%	343	45.79%	0	761	193	25.36%	546	71.75%	22	2.89%
Total Normal	54835	13297	426	3.20%	6763	50.86%	54835	13273	4415	33.26%	8356	62.95%	502	3.78%
Total Absentee	54835	749	32	4.27%	343	45.79%	54835	761	193	25.36%	546	71.75%	22	2.89%
Total	54835	14046	458	3.26%	7106	50.58%	54835	14034	4608	32.83%	8902	63.43%	524	3.73%

Total for Bev Randles shows an increase of two votes from two military ballots that were received after election day.
 Total for John (Jay) Ashcroft shows an increase of two votes from two military ballots that were received after election day.

Earle Beahm
Chris Ashcroft
John Ashcroft

Statement of Votes Cast
 PRIMARY ELECTION - AUGUST 2, 2016
 CHRISTIAN COUNTY, MISSOURI
 August 2, 2016 Primary
 OFFICIAL

Date: 8/5/2016
 Time: 12:34:36 PM

Jurisdiction	STATE TREASURER (REPUBLICAN PARTY)				ATTORNEY GENERAL (REPUBLICAN PARTY)					
	Reg. Voters	Total Votes	ERIC SCHMITT	%	Reg. Voters	Total Votes	JOSH HAWLEY	%	KURT SCHAEFER	%
1. E BENTON / 3. BRUNER	890	203	203	100.00%	890	238	157	65.97%	81	34.03%
Normal	890	0	0	-	890	0	0	-	0	-
Absentee	0	0	0	-	0	0	0	-	0	-
2. WEST BENTON / 14. LINDEN	1713	377	377	100.00%	1713	455	321	70.55%	134	29.45%
Normal	1713	0	0	-	1713	0	0	-	0	-
Absentee	0	0	0	-	0	0	0	-	0	-
4. CHADWICK 16. S. LINN 11. GARRISON 25. SENEGA	624	141	141	100.00%	624	169	93	55.03%	76	44.97%
Normal	624	0	0	-	624	0	0	-	0	-
Absentee	0	0	0	-	0	0	0	-	0	-
5. RIVERSIDE #1	2396	411	411	100.00%	2396	484	331	68.39%	153	31.61%
Normal	2396	0	0	-	2396	0	0	-	0	-
Absentee	0	0	0	-	0	0	0	-	0	-
6. CASSIDY #1	2404	396	396	100.00%	2404	438	301	68.72%	137	31.28%
Normal	2404	0	0	-	2404	0	0	-	0	-
Absentee	0	0	0	-	0	0	0	-	0	-
7. WEST FINLEY	3023	527	527	100.00%	3023	617	414	67.10%	203	32.90%
Normal	3023	0	0	-	3023	0	0	-	0	-
Absentee	0	0	0	-	0	0	0	-	0	-
8. EAST FINLEY	4267	877	877	100.00%	4267	1015	650	64.04%	365	35.96%
Normal	4267	0	0	-	4267	0	0	-	0	-
Absentee	0	0	0	-	0	0	0	-	0	-
9. NORTH GALLOWAY	2602	522	522	100.00%	2602	631	407	64.50%	224	35.50%
Normal	2602	0	0	-	2602	0	0	-	0	-
Absentee	0	0	0	-	0	0	0	-	0	-
10. SOUTH GALLOWAY	1474	372	372	100.00%	1474	421	260	61.76%	161	38.24%
Normal	1474	0	0	-	1474	0	0	-	0	-
Absentee	0	0	0	-	0	0	0	-	0	-
12. LEAD HILL / 18. OLDFIELD	470	109	109	100.00%	470	138	84	60.87%	54	39.13%
Normal	470	0	0	-	470	0	0	-	0	-
Absentee	0	0	0	-	0	0	0	-	0	-
13. LINCOLN #1	2162	465	465	100.00%	2162	524	342	65.27%	182	34.73%
Normal	2162	0	0	-	2162	0	0	-	0	-
Absentee	0	0	0	-	0	0	0	-	0	-
15. NORTH LINN	739	216	216	100.00%	739	256	152	59.38%	104	40.62%
Normal	739	0	0	-	739	0	0	-	0	-
Absentee	0	0	0	-	0	0	0	-	0	-

Paula Beaulieu
 For Attorney General

Statement of Votes Cast
 PRIMARY ELECTION - AUGUST 2, 2016
 CHRISTIAN COUNTY, MISSOURI
 August 2, 2016 Primary
 OFFICIAL

Date: 8/5/2016
 Time: 12:34:36 PM

	STATE TREASURER (REPUBLICAN PARTY)				ATTORNEY GENERAL (REPUBLICAN PARTY)					
	Reg. Voters	Total Votes	ERIC SCHMITT		Reg. Voters	Total Votes	JOSH HAWLEY	KURT SCHAEFER		
17. McCRACKEN										
Normal	1675	427	427	100.00%	1675	494	321	64.98%	173	35.02%
Absentee	1675	0	0	-	1675	0	0	-	0	-
20. POLK										
Normal	2297	480	480	100.00%	2297	552	381	69.02%	171	30.98%
Absentee	2297	0	0	-	2297	0	0	-	0	-
21. UNION CHAPEL #1										
Normal	2888	665	665	100.00%	2888	749	513	68.49%	236	31.51%
Absentee	2888	0	0	-	2888	0	0	-	0	-
22. ROSEDALE #1A										
Normal	2308	412	412	100.00%	2308	479	311	64.93%	168	35.07%
Absentee	2308	0	0	-	2308	0	0	-	0	-
23. GARDEN GROVE										
Normal	1988	378	378	100.00%	1988	439	280	63.78%	159	36.22%
Absentee	1988	0	0	-	1988	0	0	-	0	-
24. NORTHVIEW #1										
Normal	3036	574	574	100.00%	3036	662	430	64.95%	232	35.05%
Absentee	3036	0	0	-	3036	0	0	-	0	-
26. SPARTA										
Normal	1752	354	354	100.00%	1752	414	258	62.32%	156	37.68%
Absentee	1752	0	0	-	1752	0	0	-	0	-
27. UNION CHAPEL #2										
Normal	3177	687	687	100.00%	3177	795	496	62.39%	299	37.61%
Absentee	3177	0	0	-	3177	0	0	-	0	-
28. ROSEDALE #2										
Normal	1883	446	446	100.00%	1883	522	358	68.58%	164	31.42%
Absentee	1883	0	0	-	1883	0	0	-	0	-
29. NORTHVIEW #2										
Normal	1942	392	392	100.00%	1942	452	295	65.27%	157	34.73%
Absentee	1942	0	0	-	1942	0	0	-	0	-
30. ROSEDALE 1B										
Normal	2187	355	355	100.00%	2187	389	260	66.84%	129	33.16%
Absentee	2187	0	0	-	2187	0	0	-	0	-
31. RIVERSIDE #2										
Normal	2539	527	527	100.00%	2539	628	456	72.61%	172	27.39%
Absentee	2539	0	0	-	2539	0	0	-	0	-
32. CASSIDY #2										
Normal	3068	651	651	100.00%	3068	747	513	68.67%	234	31.33%
Absentee	3068	0	0	-	3068	0	0	-	0	-

Paul Cecil
Don Rued

Statement of Votes Cast
 PRIMARY ELECTION - AUGUST 2, 2016
 CHRISTIAN COUNTY, MISSOURI
 August 2, 2016 Primary
 OFFICIAL

Date: 8/5/2016
 Time: 12:34:36 PM

33. LINCOLN #2	STATE TREASURER (REPUBLICAN PARTY)				ATTORNEY GENERAL (REPUBLICAN PARTY)			
	Reg. Voters	Total Votes	ERIC SCHMITT		Reg. Voters	Total Votes	JOSH HAWLEY	KURT SCHAEFER
Normal	1331	236	236	100.00%	1331	273	165	60.44%
Absentee	1331	0	0	-	1331	0	0	-
ABSENTEE								
Normal	0	0	0	-	0	0	0	-
Absentee	0	630	630	100.00%	0	743	489	65.81%
Total	54835	11180	11180	100.00%	54835	12981	8549	65.86%
Normal	54835	630	630	100.00%	54835	743	489	65.81%
Absentee								
Total	54835	11810	11810	100.00%	54835	13724	9038	65.86%

Totals for Eric Schmitt and Kurt Schaefer shows an increase of two votes from two military ballots received after election day.

Eric Schmitt
Eric Schmitt
Eric Schmitt
Eric Schmitt

Statement of Votes Cast
 PRIMARY ELECTION - AUGUST 2, 2016
 CHRISTIAN COUNTY, MISSOURI
 August 2, 2016 Primary
 OFFICIAL

Date: 8/5/2016
 Time: 12:34:36 PM

Jurisdiction Wide	GOVERNOR (REPUBLICAN PARTY)					
	Reg. Voters	Total Votes	CATHERINE HANAWAY	ERIC GRETTENS	JOHN BRUNNER	PETER D. KINDER
1. E BENTON / 3. BRUNER Normal	890	252	41	81	94	36
Absentee	890	0	0	0	0	0
2. WEST BENTON / 14. LINDEN Normal	1713	477	69	128	217	63
Absentee	1713	0	0	0	0	0
4. CHADWICK 16. S. LINN 11. GARRISON 25. SENECA Normal	624	182	26	68	53	35
Absentee	624	0	0	0	0	0
5. RIVERSIDE #1 Normal	2396	513	79	134	215	85
Absentee	2396	0	0	0	0	0
6. CASSIDY # 1 Normal	2404	474	70	141	193	70
Absentee	2404	0	0	0	0	0
7. WEST FINLEY Normal	3023	653	103	193	268	89
Absentee	3023	0	0	0	0	0
8. EAST FINLEY Normal	4267	1076	149	374	392	161
Absentee	4267	0	0	0	0	0
9. NORTH GALLOWAY Normal	2602	661	93	214	224	130
Absentee	2602	0	0	0	0	0
10. SOUTH GALLOWAY Normal	1474	450	74	134	165	77
Absentee	1474	0	0	0	0	0
12. LEAD HILL / 18. OLDFIELD Normal	470	147	14	50	70	13
Absentee	470	0	0	0	0	0
13. LINCOLN #1 Normal	2162	571	84	206	199	82
Absentee	2162	0	0	0	0	0
15. NORTH LINN Normal	739	278	47	107	88	36
Absentee	739	0	0	0	0	0

Eric GreTTens
John Brunner
Peter D. Kinder

Statement of Votes Cast
 PRIMARY ELECTION - AUGUST 2, 2016
 CHRISTIAN COUNTY, MISSOURI
 August 2, 2016 Primary
 OFFICIAL

Date: 8/5/2016
 Time: 12:34:36 PM

GOVERNOR
 (REPUBLICAN PARTY)

	Reg. Voters	Total Votes	CATHERINE HANAWAY		ERIC GRETTENS		JOHN BRUNNER		PETER D. KINDER	
17. McCRACKEN	1675	530	74	13.96%	162	30.57%	197	37.17%	97	18.30%
Normal	1675	0	0	-	0	-	0	-	0	-
Absentee	1675	0	0	-	0	-	0	-	0	-
20. POLK	2297	571	76	13.31%	171	29.95%	226	39.58%	98	17.16%
Normal	2297	0	0	-	0	-	0	-	0	-
Absentee	2297	0	0	-	0	-	0	-	0	-
21. UNION CHAPEL #1	2888	794	114	14.36%	236	29.72%	317	39.92%	127	15.99%
Normal	2888	0	0	-	0	-	0	-	0	-
Absentee	2888	0	0	-	0	-	0	-	0	-
22. ROSEDALE #1A	2308	501	83	16.57%	161	32.14%	169	33.73%	88	17.56%
Normal	2308	0	0	-	0	-	0	-	0	-
Absentee	2308	0	0	-	0	-	0	-	0	-
23. GARDEN GROVE	1988	475	84	17.88%	157	33.05%	170	35.79%	64	13.47%
Normal	1988	0	0	-	0	-	0	-	0	-
Absentee	1988	0	0	-	0	-	0	-	0	-
24. NORTHVIEW #1	3036	696	121	17.39%	213	30.60%	257	36.93%	105	15.09%
Normal	3036	0	0	-	0	-	0	-	0	-
Absentee	3036	0	0	-	0	-	0	-	0	-
26. SPARTA	1752	435	59	13.56%	148	34.02%	160	36.78%	68	15.63%
Normal	1752	0	0	-	0	-	0	-	0	-
Absentee	1752	0	0	-	0	-	0	-	0	-
27. UNION CHAPEL #2	3177	833	120	14.41%	254	30.49%	314	37.70%	145	17.41%
Normal	3177	0	0	-	0	-	0	-	0	-
Absentee	3177	0	0	-	0	-	0	-	0	-
28. ROSEDALE #2	1883	555	91	16.40%	153	27.57%	212	38.20%	99	17.84%
Normal	1883	0	0	-	0	-	0	-	0	-
Absentee	1883	0	0	-	0	-	0	-	0	-
29. NORTHVIEW #2	1942	485	63	13.55%	130	27.96%	188	40.43%	84	18.06%
Normal	1942	0	0	-	0	-	0	-	0	-
Absentee	1942	0	0	-	0	-	0	-	0	-
30. ROSEDALE 1B	2187	414	68	16.43%	136	32.85%	135	32.61%	75	18.12%
Normal	2187	0	0	-	0	-	0	-	0	-
Absentee	2187	0	0	-	0	-	0	-	0	-
31. RIVERSIDE #2	2539	670	76	11.34%	189	28.21%	315	47.01%	90	13.43%
Normal	2539	0	0	-	0	-	0	-	0	-
Absentee	2539	0	0	-	0	-	0	-	0	-
32. CASSIDY #2	3068	794	119	14.99%	271	34.13%	274	34.51%	130	16.37%
Normal	3068	0	0	-	0	-	0	-	0	-
Absentee	3068	0	0	-	0	-	0	-	0	-

Paul E. Greiner
 Dan Runner




Statement of Votes Cast
 PRIMARY ELECTION - AUGUST 2, 2016
 CHRISTIAN COUNTY, MISSOURI
 August 2, 2016 Primary
 OFFICIAL

Date: 8/5/2016
 Time: 12:34:36 PM

GOVERNOR
 (REPUBLICAN PARTY)

33. LINCOLN #2	Reg. Voters	Total Votes	CATHERINE HANAWAY		ERIC GRETTENS		JOHN BRUNNER		PETER D. KINDER	
			Count	Percentage	Count	Percentage	Count	Percentage	Count	Percentage
Normal	1331	286	32	11.19%	97	33.92%	105	36.71%	52	18.18%
Absentee	1331	0	0	-	0	-	0	-	0	-
ABSENTEE										
Normal	0	0	0	-	0	-	0	-	0	-
Absentee	0	776	123	15.85%	214	27.58%	311	40.08%	128	16.49%
Total										
Normal	54835	13753	2029	14.75%	4308	31.32%	5217	37.93%	2199	15.99%
Absentee	54835	776	123	15.85%	214	27.58%	311	40.08%	128	16.49%
Total	54835	14529	2152	14.81%	4522	31.12%	5528	38.05%	2327	16.02%

Total for John Brunner shows an increase of two votes from two military ballots that were received after election day.

Statement of Votes Cast
 PRIMARY ELECTION - AUGUST 2, 2016
 CHRISTIAN COUNTY, MISSOURI
 August 2, 2016 Primary
 OFFICIAL

Date: 8/5/2016
 Time: 12:34:36 PM

Jurisdiction	STATE REP DIST 138 (REPUBLICAN PARTY)			STATE REP DIST 139 (REPUBLICAN PARTY)			STATE REP DIST 140 (REPUBLICAN PARTY)		
	Reg. Voters	Total Votes	DON PHILLIPS	Reg. Voters	Total Votes	JERED TAYLOR	Reg. Voters	Total Votes	LYNN MORRIS
1. E BENTON / 3. BRUNER Normal	-	-	-	-	-	-	890	206	206 100.00%
Absentee	-	-	-	-	-	-	890	0	-
2. WEST BENTON / 14. LINDEN Normal	-	-	-	-	-	-	1713	387	387 100.00%
Absentee	-	-	-	-	-	-	1713	0	0
4. CHADWICK 16. S. LINN 11. GARRISON 25. SENECA Normal	-	-	-	-	-	-	624	141	141 100.00%
Absentee	-	-	-	-	-	-	624	0	0
5. RIVERSIDE #1 Normal	-	-	-	-	-	-	2396	425	425 100.00%
Absentee	-	-	-	-	-	-	2396	0	0
6. CASSIDY # 1 Normal	-	-	-	-	-	-	2404	406	406 100.00%
Absentee	-	-	-	-	-	-	2404	0	0
7. WEST FINLEY Normal	-	-	-	-	-	-	3023	546	546 100.00%
Absentee	-	-	-	-	-	-	3023	0	0
8. EAST FINLEY Normal	-	-	-	-	-	-	4267	912	912 100.00%
Absentee	-	-	-	-	-	-	4267	0	0
9. NORTH GALLOWAY Normal	-	-	-	2465	503	503 100.00%	137	24	24 100.00%
Absentee	-	-	-	2465	0	0	137	0	0
10. SOUTH GALLOWAY Normal	-	-	-	1320	325	325 100.00%	154	34	34 100.00%
Absentee	-	-	-	1320	0	0	154	0	0
12. LEAD HILL / 18. OLDFIELD Normal	-	-	-	-	-	-	470	118	118 100.00%
Absentee	-	-	-	-	-	-	470	0	0
13. LINCOLN #1 Normal	2	0	0	2160	462	462 100.00%	-	-	-
Absentee	2	0	0	2160	0	0	-	-	-
15. NORTH LINN Normal	-	-	-	-	-	-	739	225	225 100.00%
Absentee	-	-	-	-	-	-	739	0	0

Paula Evans
Don Bruner

Statement of Votes Cast
 PRIMARY ELECTION - AUGUST 2, 2016
 CHRISTIAN COUNTY, MISSOURI
 August 2, 2016 Primary
 OFFICIAL

Date: 8/5/2016
 Time: 12:34:36 PM

	STATE REP DIST 138 (REPUBLICAN PARTY)			STATE REP DIST 139 (REPUBLICAN PARTY)			STATE REP DIST 140 (REPUBLICAN PARTY)			
	Reg. Voters	Total Votes	DON PHILLIPS	Reg. Voters	Total Votes	JERED TAYLOR	Reg. Voters	Total Votes	LYNN MORRIS	
17. McCRACKEN Normal	-	-	-	-	-	-	1675	436	436	100.00%
Absentee	-	-	-	-	-	-	1675	0	0	-
20. POLK Normal	2297	463	463 100.00%	-	-	-	-	-	-	-
Absentee	2297	0	-	-	-	-	-	-	-	-
21. UNION CHAPEL #1 Normal	-	-	-	2888	669	669 100.00%	-	-	-	-
Absentee	-	-	-	2888	0	0	-	-	-	-
22. ROSEDALE #1A Normal	-	-	-	2308	411	411 100.00%	-	-	-	-
Absentee	-	-	-	2308	0	0	-	-	-	-
23. GARDEN GROVE Normal	-	-	-	1988	385	385 100.00%	-	-	-	-
Absentee	-	-	-	1988	0	0	-	-	-	-
24. NORTHVIEW #1 Normal	-	-	-	3036	569	569 100.00%	-	-	-	-
Absentee	-	-	-	3036	0	0	-	-	-	-
26. SPARTA Normal	-	-	-	-	-	-	1752	356	356	100.00%
Absentee	-	-	-	-	-	-	1752	0	0	-
27. UNION CHAPEL #2 Normal	-	-	-	3177	676	676 100.00%	-	-	-	-
Absentee	-	-	-	3177	0	0	-	-	-	-
28. ROSEDALE #2 Normal	-	-	-	1883	445	445 100.00%	-	-	-	-
Absentee	-	-	-	1883	0	0	-	-	-	-
29. NORTHVIEW #2 Normal	-	-	-	1942	391	391 100.00%	-	-	-	-
Absentee	-	-	-	1942	0	0	-	-	-	-
30. ROSEDALE 1B Normal	-	-	-	2187	357	357 100.00%	-	-	-	-
Absentee	-	-	-	2187	0	0	-	-	-	-
31. RIVERSIDE #2 Normal	-	-	-	-	-	-	2539	541	541	100.00%
Absentee	-	-	-	-	-	-	2539	0	0	-
32. CASSIDY #2 Normal	-	-	-	-	-	-	3068	662	662	100.00%
Absentee	-	-	-	-	-	-	3068	0	0	-

Paula B. Smith
 A. H. Smith

Statement of Votes Cast
 PRIMARY ELECTION - AUGUST 2, 2016
 CHRISTIAN COUNTY, MISSOURI
 August 2, 2016 Primary
 OFFICIAL

Date: 8/5/2016
 Time: 12:34:36 PM

33. LINCOLN #2	STATE REP DIST 138 (REPUBLICAN PARTY)			STATE REP DIST 139 (REPUBLICAN PARTY)			STATE REP DIST 140 (REPUBLICAN PARTY)		
	Reg. Voters	Total Votes	DON PHILLIPS	Reg. Voters	Total Votes	JERED TAYLOR	Reg. Voters	Total Votes	LYNN MORRIS
Normal	435	112	112 100.00%	896	133	133 100.00%	0	0	0
Absentee	435	0	0	896	0	0	0	0	0
Absentee	0	0	0	0	0	0	0	0	0
Normal	0	21	21 100.00%	0	286	286 100.00%	0	344	344 100.00%
Absentee	0	21	21 100.00%	0	286	286 100.00%	0	344	344 100.00%
Total	2734	575	575 100.00%	26250	5326	5326 100.00%	25851	5419	5419 100.00%
Absentee	2734	21	21 100.00%	26250	286	286 100.00%	25851	344	344 100.00%
Total	2734	596	596 100.00%	26250	5612	5612 100.00%	25851	5763	5763 100.00%

Ball County
Attest
Don Conroy

Statement of Votes Cast
 PRIMARY ELECTION - AUGUST 2, 2016
 CHRISTIAN COUNTY, MISSOURI
 August 2, 2016 Primary
 OFFICIAL

Date: 8/5/2016
 Time: 12:34:36 PM

CIRCUIT JUDGE, CIR. 38 DIV. 2
 (REPUBLICAN PARTY)

Jurisdiction Wide	Reg. Voters	Total Votes	CANDIDATES					
			KEVIN ELMER	JENNIFER GROWCOCK	TONY BROWN			
1. E BENTON / 3. BRUNER Normal	890	240	70	29.17%	136	56.67%	34	14.17%
Absentee	890	0	0	-	0	-	0	-
2. WEST BENTON / 14. LINDEN Normal	1713	439	111	25.28%	288	65.60%	40	9.11%
Absentee	1713	0	0	-	0	-	0	-
4. CHADWICK 16. S. LINN 11. GARRISON 25. SENECA Normal	624	172	50	29.07%	100	58.14%	22	12.79%
Absentee	624	0	0	-	0	-	0	-
5. RIVERSIDE #1 Normal	2396	491	107	21.79%	316	64.36%	68	13.85%
Absentee	2396	0	0	-	0	-	0	-
6. CASSIDY #1 Normal	2404	456	118	25.88%	279	61.18%	59	12.94%
Absentee	2404	0	0	-	0	-	0	-
7. WEST FINLEY Normal	3023	629	151	24.01%	397	63.12%	81	12.88%
Absentee	3023	0	0	-	0	-	0	-
8. EAST FINLEY Normal	4267	1037	241	23.24%	654	63.07%	142	13.69%
Absentee	4267	0	0	-	0	-	0	-
9. NORTH GALLOWAY Normal	2602	634	210	33.12%	355	55.99%	69	10.88%
Absentee	2602	0	0	-	0	-	0	-
10. SOUTH GALLOWAY Normal	1474	422	165	39.10%	206	48.82%	51	12.09%
Absentee	1474	0	0	-	0	-	0	-
12. LEAD HILL / 18. OLDFIELD Normal	470	142	52	36.62%	74	52.11%	16	11.27%
Absentee	470	0	0	-	0	-	0	-
13. LINCOLN #1 Normal	2162	542	169	31.18%	290	53.51%	83	15.31%
Absentee	2162	0	0	-	0	-	0	-
15. NORTH LINN Normal	739	264	59	22.35%	165	62.50%	40	15.15%
Absentee	739	0	0	-	0	-	0	-

Carole E. Elmer
 Carole E. Elmer
 Circuit Judge

Statement of Votes Cast
 PRIMARY ELECTION - AUGUST 2, 2016
 CHRISTIAN COUNTY, MISSOURI
 August 2, 2016 Primary
 OFFICIAL

Date: 8/5/2016
 Time: 12:34:36 PM

CIRCUIT JUDGE, CIR. 38 DIV. 2
 (REPUBLICAN PARTY)

	Reg. Voters	Total Votes	JENNIFER GROWCOCK			TONY BROWN
			KEVIN ELMER			
17. McCRACKEN						
Normal	1675	513	103	20.08%	345	67.25%
Absentee	1675	0	0	-	0	-
20. POLK						
Normal	2297	524	179	34.16%	292	55.73%
Absentee	2297	0	0	-	0	-
21. UNION CHAPEL #1						
Normal	2888	776	269	34.56%	434	55.93%
Absentee	2888	0	0	-	0	-
22. ROSEDALE #1A						
Normal	2308	482	175	36.31%	255	52.90%
Absentee	2308	0	0	-	0	-
23. GARDEN GROVE						
Normal	1988	448	185	41.29%	223	49.78%
Absentee	1988	0	0	-	0	-
24. NORTHVIEW #1						
Normal	3036	667	198	29.69%	412	61.77%
Absentee	3036	0	0	-	0	-
26. SPARTA						
Normal	1752	422	101	23.93%	259	61.37%
Absentee	1752	0	0	-	0	-
27. UNION CHAPEL #2						
Normal	3177	811	236	29.10%	501	61.78%
Absentee	3177	0	0	-	0	-
28. ROSEDALE #2						
Normal	1883	540	209	38.70%	292	54.07%
Absentee	1883	0	0	-	0	-
29. NORTHVIEW #2						
Normal	1842	458	176	38.43%	244	53.28%
Absentee	1842	0	0	-	0	-
30. ROSEDALE 1B						
Normal	2187	408	192	47.05%	186	45.59%
Absentee	2187	0	0	-	0	-
31. RIVERSIDE #2						
Normal	2539	645	124	19.22%	459	71.16%
Absentee	2539	0	0	-	0	-
32. CASSIDY #2						
Normal	3068	776	171	22.04%	549	70.75%
Absentee	3068	0	0	-	0	-

Paula Brown
John Brown
Mark Brown

Statement of Votes Cast
 PRIMARY ELECTION - AUGUST 2, 2016
 CHRISTIAN COUNTY, MISSOURI
 August 2, 2016 Primary
 OFFICIAL

Date: 8/5/2016
 Time: 12:34:36 PM

CIRCUIT JUDGE, CIR. 38 DIV. 2
 (REPUBLICAN PARTY)

33. LINCOLN #2	Reg. Voters	Total	JENNIFER GROWCOCK			TONY BROWN
			KEVIN ELMER	JENNIFER GROWCOCK	TONY BROWN	
Normal	1331	274	100	146	28	
Absentee	1331	0	0	0	0	
ABSENTEE						
Normal	0	0	0	0	0	
Absentee	0	748	305	332	111	
Total						
Normal	54835	13212	3921	7857	1434	
Absentee	54835	748	305	332	111	
Total						
Normal	54835	13960	4226	8189	1545	
Absentee	54835	13960	30.27%	58.66%	11.07%	

Total for Jennifer Growcock shows an increase of one vote from one of the two military ballots received after election day.

Total for Tony Brown shows an increase of one vote from one of the two military ballots received after election day.

[Handwritten Signature]

Earl Ewert
Jim Lunge

[Handwritten Signature]

Statement of Votes Cast
 PRIMARY ELECTION - AUGUST 2, 2016
 CHRISTIAN COUNTY, MISSOURI
 August 2, 2016 Primary
 OFFICIAL

Date: 8/5/2016
 Time: 12:34:36 PM

COUNTY COMMISSIONER EAST DIST.
 (REPUBLICAN PARTY)

Jurisdiction	Reg. Voters	Total Votes	LOUIE BENCH	ROBERT PALMER	DAN HALBROOK	WALTER MARTENS	RALPH PHILLIPS
1. E BENTON / 3. BRUNER Normal	890	241	17 7.05%	46 19.09%	103 42.74%	19 7.88%	56 23.24%
Absentee	890	0	0 -	0 -	0 -	0 -	0 -
2. WEST BENTON / 14. LINDEN Normal	1713	429	38 8.86%	66 15.38%	207 48.25%	34 7.93%	84 19.58%
Absentee	1713	0	0 -	0 -	0 -	0 -	0 -
4. CHADWICK 16. S. LINN 11. GARRISON 25. SENECA Normal	624	175	9 5.14%	19 10.86%	75 42.86%	11 6.29%	61 34.86%
Absentee	624	0	0 -	0 -	0 -	0 -	0 -
5. RIVERSIDE #1 Normal	2396	461	36 7.81%	66 14.32%	120 26.03%	89 19.31%	150 32.54%
Absentee	2396	0	0 -	0 -	0 -	0 -	0 -
6. CASSIDY #1 Normal	2404	435	55 12.84%	51 11.72%	126 28.97%	87 20.00%	116 28.67%
Absentee	2404	0	0 -	0 -	0 -	0 -	0 -
7. WEST FINLEY Normal	3023	596	55 9.23%	81 13.59%	199 33.39%	90 15.10%	171 28.69%
Absentee	3023	0	0 -	0 -	0 -	0 -	0 -
8. EAST FINLEY Normal	4267	996	98 9.84%	128 12.85%	274 27.51%	111 11.14%	385 38.65%
Absentee	4267	0	0 -	0 -	0 -	0 -	0 -
9. NORTH GALLOWAY Normal	-	-	-	-	-	-	-
Absentee	-	-	-	-	-	-	-
10. SOUTH GALLOWAY Normal	-	-	-	-	-	-	-
Absentee	-	-	-	-	-	-	-
12. LEAD HILL / 18. OLDFIELD Normal	470	137	14 10.22%	16 11.68%	51 37.23%	18 13.14%	38 27.74%
Absentee	470	0	0 -	0 -	0 -	0 -	0 -
13. LINCOLN #1 Normal	-	-	-	-	-	-	-
Absentee	-	-	-	-	-	-	-
15. NORTH LINN Normal	739	268	17 6.34%	26 9.70%	38 14.18%	58 21.64%	129 48.13%
Absentee	739	0	0 -	0 -	0 -	0 -	0 -

Back Emily Northrup
Jim Ament

Statement of Votes Cast
 PRIMARY ELECTION - AUGUST 2, 2016
 CHRISTIAN COUNTY, MISSOURI
 August 2, 2016 Primary
 OFFICIAL

Date: 8/5/2016
 Time: 12:34:36 PM

COUNTY COMMISSIONER EAST DIST.
 (REPUBLICAN PARTY)

	Reg. Voters	Total Votes	LOUIE BENCH	ROBERT PALMER	DAN HALBROOK	WALTER MARTENS	RALPH PHILLIPS
17. McCRACKEN							
Normal	1675	501	28	60	114	59	240
Absentee	1675	0	0	0	0	0	0
20. POLK							
Normal	-	-	-	-	-	-	-
Absentee	-	-	-	-	-	-	-
21. UNION CHAPEL #1							
Normal	-	-	-	-	-	-	-
Absentee	-	-	-	-	-	-	-
22. ROSEDALE #1A							
Normal	-	-	-	-	-	-	-
Absentee	-	-	-	-	-	-	-
23. GARDEN GROVE							
Normal	-	-	-	-	-	-	-
Absentee	-	-	-	-	-	-	-
24. NORTHVIEW #1							
Normal	-	-	-	-	-	-	-
Absentee	-	-	-	-	-	-	-
26. SPARTA							
Normal	-	-	-	-	-	-	-
Absentee	-	-	-	-	-	-	-
27. UNION CHAPEL #2							
Normal	1752	419	29	40	187	23	140
Absentee	1752	0	0	0	0	0	0
28. ROSEDALE #2							
Normal	-	-	-	-	-	-	-
Absentee	-	-	-	-	-	-	-
29. NORTHVIEW #2							
Normal	-	-	-	-	-	-	-
Absentee	-	-	-	-	-	-	-
30. ROSEDALE 1B							
Normal	-	-	-	-	-	-	-
Absentee	-	-	-	-	-	-	-
31. RIVERSIDE #2							
Normal	2539	616	42	60	129	183	202
Absentee	2539	0	0	0	0	0	0
32. CASSIDY #2							
Normal	3068	720	91	85	198	144	202
Absentee	3068	0	0	0	0	0	0

Paul County Auditor
John A. ...

Statement of Votes Cast
 PRIMARY ELECTION - AUGUST 2, 2016
 CHRISTIAN COUNTY, MISSOURI
 August 2, 2016 Primary
 OFFICIAL

Date: 8/5/2016
 Time: 12:34:36 PM

COUNTY COMMISSIONER EAST DIST.
 (REPUBLICAN PARTY)

	Reg. Voters	Total Votes	COUNTY COMMISSIONER EAST DIST. (REPUBLICAN PARTY)									
			LOUIE BENCH PALMER	DAN HALBROOK	WALTER MARTENS	RALPH PHILLIPS						
33. LINCOLN #2												
Normal	-	-	-	-	-	-	-					
Absentee	-	-	-	-	-	-	-					
ABSENTEE												
Normal	0	0	0	0	0	0	0					
Absentee	0	373	44	11.80%	70	18.77%	97	26.01%	49	13.14%	113	30.29%
Total	25560	5994	529	8.83%	744	12.41%	1821	30.38%	926	15.45%	1974	32.93%
Normal	25560	373	44	11.80%	70	18.77%	97	26.01%	49	13.14%	113	30.29%
Absentee												
Total	25560	6367	573	9.00%	814	12.78%	1918	30.12%	975	15.31%	2087	32.78%

Earl Evers
W. McArthur
John Curney

Statement of Votes Cast
 PRIMARY ELECTION - AUGUST 2, 2016
 CHRISTIAN COUNTY, MISSOURI
 August 2, 2016 Primary
 OFFICIAL

Date: 8/5/2016
 Time: 12:34:36 PM

	COUNTY COMMISSIONER WEST DIST. (REPUBLICAN PARTY)					COUNTY SHERIFF (REPUBLICAN PARTY)								
	Reg. Voters	Total Votes	ED SNOWDEN	JUDY SEATON DOLLARHITE	HOSEA BILYEU	Reg. Voters	Total Votes	BRAD COLE	WARREN HAGAR					
17. McCRACKEN Normal	-	-	-	-	-	1675	504	408	80.95%	96	19.05%			
Absentee	-	-	-	-	-	1675	0	0	-	0	-			
20. POLK Normal	2297	542	155	28.60%	125	23.06%	262	48.34%	2297	525	462	88.00%	63	12.00%
Absentee	2297	0	0	-	0	-	0	-	2297	0	0	-	0	-
21. UNION CHAPEL #1 Normal	2888	787	189	24.02%	157	19.95%	441	56.04%	2888	760	667	87.76%	93	12.24%
Absentee	2888	0	0	-	0	-	0	-	2888	0	0	-	0	-
22. ROSEDALE #1A Normal	2308	480	123	25.62%	102	21.25%	255	53.12%	2308	467	400	85.65%	67	14.35%
Absentee	2308	0	0	-	0	-	0	-	2308	0	0	-	0	-
23. GARDEN GROVE Normal	1988	461	103	22.34%	94	20.39%	264	57.27%	1988	445	381	85.62%	64	14.38%
Absentee	1988	0	0	-	0	-	0	-	1988	0	0	-	0	-
24. NORTHVIEW #1 Normal	3036	670	152	22.69%	180	23.86%	358	53.43%	3036	657	569	86.61%	88	13.39%
Absentee	3036	0	0	-	0	-	0	-	3036	0	0	-	0	-
26. SPARTA Normal	-	-	-	-	-	-	-	-	1752	423	349	82.51%	74	17.49%
Absentee	-	-	-	-	-	-	-	-	1752	0	0	-	0	-
27. UNION CHAPEL #2 Normal	3177	821	279	33.98%	110	13.40%	432	52.62%	3177	800	697	87.12%	103	12.88%
Absentee	3177	0	0	-	0	-	0	-	3177	0	0	-	0	-
28. ROSEDALE #2 Normal	1883	542	182	33.58%	96	17.71%	264	48.71%	1883	532	463	87.03%	69	12.97%
Absentee	1883	0	0	-	0	-	0	-	1883	0	0	-	0	-
29. NORTHVIEW #2 Normal	1942	460	95	20.65%	86	18.70%	279	60.65%	1942	451	389	86.25%	62	13.75%
Absentee	1942	0	0	-	0	-	0	-	1942	0	0	-	0	-
30. ROSEDALE 1B Normal	2187	410	128	31.22%	77	18.78%	205	50.00%	2187	394	343	87.06%	51	12.94%
Absentee	2187	0	0	-	0	-	0	-	2187	0	0	-	0	-
31. RIVERSIDE #2 Normal	-	-	-	-	-	-	-	-	2539	618	529	85.60%	89	14.40%
Absentee	-	-	-	-	-	-	-	-	2539	0	0	-	0	-
32. CASSIDY #2 Normal	-	-	-	-	-	-	-	-	3068	746	645	86.46%	101	13.54%
Absentee	-	-	-	-	-	-	-	-	3068	0	0	-	0	-

Barry E. ...

Statement of Votes Cast
 PRIMARY ELECTION - AUGUST 2, 2016
 CHRISTIAN COUNTY, MISSOURI
 August 2, 2016 Primary
 OFFICIAL

Date: 8/5/2016
 Time: 12:34:36 PM

COUNTY COMMISSIONER WEST DIST.
 (REPUBLICAN PARTY)

COUNTY SHERIFF
 (REPUBLICAN PARTY)

	Reg. Voters		ED SNOWDEN		JUDY SEATON DOLLARHITE		HOSEA BILYEU		Reg. Voters		BRAD COLE		WARREN HAGAR	
	Total	Votes	Total	Votes	Total	Votes	Total	Votes	Total	Votes	Total	Votes	Total	Votes
33. LINCOLN #2	1331	278	78	28.06%	49	17.63%	151	54.32%	1331	273	229	83.88%	44	16.12%
Normal	1331	0	0	-	0	-	0	-	1331	0	0	-	0	-
Absentee	0	0	0	-	0	-	0	-	0	0	0	-	0	-
Normal	0	369	96	26.02%	103	27.91%	170	46.07%	0	745	658	88.32%	87	11.68%
Absentee	0	0	0	-	0	-	0	-	0	0	0	-	0	-
Total	29275	7086	1955	27.59%	1388	19.59%	3743	52.82%	54835	13009	11120	85.48%	1889	14.52%
Normal	29275	369	96	26.02%	103	27.91%	170	46.07%	54835	745	658	88.32%	87	11.68%
Absentee	29275	7455	2051	27.51%	1491	20.00%	3913	52.48%	54835	13754	11778	85.63%	1976	14.37%
Total														

Total for Ed Snowden shows an increase of two votes from two military ballots received after election day.

Total for Brad Cole shows an increase of two votes from two military ballots received after election day.

Ed Snowden
Brad Cole
John Army

Statement of Votes Cast
 PRIMARY ELECTION - AUGUST 2, 2016
 CHRISTIAN COUNTY, MISSOURI
 August 2, 2016 Primary
 OFFICIAL

Date: 8/5/2016
 Time: 12:34:36 PM

Jurisdiction Wide	COUNTY ASSESSOR (REPUBLICAN PARTY)				COUNTY TREASURER (REPUBLICAN PARTY)				COUNTY CORONER (REPUBLICAN PARTY)					
	Reg. Voters	Total Votes	DANNY GRAY	%	Reg. Voters	Total Votes	KAREN MATTHEWS	%	Reg. Voters	Total Votes	MICHAEL ENSIGN	%	MANDI YODER-ARMITAGE	
1. E BENTON / 3. BRUNER	890	202	202	100.00%	890	201	201	100.00%	890	233	100	42.92%	133	57.08%
Normal	890	0	0	-	890	0	0	-	890	0	0	-	0	-
Absentee	0	0	0	-	0	0	0	-	0	0	0	-	0	-
2. WEST BENTON / 14. LINDEN	1713	375	375	100.00%	1713	368	368	100.00%	1713	408	216	52.94%	192	47.06%
Normal	1713	0	0	-	1713	0	0	-	1713	0	0	-	0	-
Absentee	0	0	0	-	0	0	0	-	0	0	0	-	0	-
4. CHADWICK 16. S. LINN 11. GARRISON 25. SENECA	624	144	144	100.00%	624	139	139	100.00%	624	156	76	48.72%	80	51.28%
Normal	624	0	0	-	624	0	0	-	624	0	0	-	0	-
Absentee	0	0	0	-	0	0	0	-	0	0	0	-	0	-
5. RIVERSIDE #1	2396	417	417	100.00%	2396	404	404	100.00%	2396	436	228	52.29%	208	47.71%
Normal	2396	0	0	-	2396	0	0	-	2396	0	0	-	0	-
Absentee	0	0	0	-	0	0	0	-	0	0	0	-	0	-
6. CASSIDY # 1	2404	396	396	100.00%	2404	393	393	100.00%	2404	412	189	45.87%	223	54.13%
Normal	2404	0	0	-	2404	0	0	-	2404	0	0	-	0	-
Absentee	0	0	0	-	0	0	0	-	0	0	0	-	0	-
7. WEST FINLEY	3023	525	525	100.00%	3023	513	513	100.00%	3023	563	266	47.25%	297	52.75%
Normal	3023	0	0	-	3023	0	0	-	3023	0	0	-	0	-
Absentee	0	0	0	-	0	0	0	-	0	0	0	-	0	-
8. EAST FINLEY	4267	890	890	100.00%	4267	867	867	100.00%	4267	955	436	45.65%	519	54.35%
Normal	4267	0	0	-	4267	0	0	-	4267	0	0	-	0	-
Absentee	0	0	0	-	0	0	0	-	0	0	0	-	0	-
9. NORTH GALLOWAY	2602	535	535	100.00%	2602	513	513	100.00%	2602	620	182	29.35%	438	70.65%
Normal	2602	0	0	-	2602	0	0	-	2602	0	0	-	0	-
Absentee	0	0	0	-	0	0	0	-	0	0	0	-	0	-
10. SOUTH GALLOWAY	1474	370	370	100.00%	1474	360	360	100.00%	1474	403	135	33.50%	268	66.50%
Normal	1474	0	0	-	1474	0	0	-	1474	0	0	-	0	-
Absentee	0	0	0	-	0	0	0	-	0	0	0	-	0	-
12. LEAD HILL / 18. OLDFIELD	470	113	113	100.00%	470	107	107	100.00%	470	129	62	48.06%	67	51.94%
Normal	470	0	0	-	470	0	0	-	470	0	0	-	0	-
Absentee	0	0	0	-	0	0	0	-	0	0	0	-	0	-
13. LINCOLN #1	2162	472	472	100.00%	2162	466	466	100.00%	2162	501	236	47.11%	265	52.89%
Normal	2162	0	0	-	2162	0	0	-	2162	0	0	-	0	-
Absentee	0	0	0	-	0	0	0	-	0	0	0	-	0	-
15. NORTH LINN	739	228	228	100.00%	739	208	208	100.00%	739	249	104	41.77%	145	58.23%
Normal	739	0	0	-	739	0	0	-	739	0	0	-	0	-
Absentee	0	0	0	-	0	0	0	-	0	0	0	-	0	-

Paul Erwin H. Wells
 Dan Linn

Statement of Votes Cast
 PRIMARY ELECTION - AUGUST 2, 2016
 CHRISTIAN COUNTY, MISSOURI
 August 2, 2016 Primary
 OFFICIAL

Date: 8/5/2016
 Time: 12:34:36 PM

33. LINCOLN #2	COUNTY ASSESSOR (REPUBLICAN PARTY)				COUNTY TREASURER (REPUBLICAN PARTY)				COUNTY CORONER (REPUBLICAN PARTY)				
	Reg. Voters	Total Votes	DANNY GRAY	%	Reg. Voters	Total Votes	KAREN MATTHEWS	%	Reg. Voters	Total Votes	MICHAEL ENSIGN	%	MANDI YODER-ARMITTAGE
Normal	1331	247	247	100.00%	1331	244	244	100.00%	1331	260	123	47.31%	137
Absentee	1331	0	0	-	1331	0	0	-	1331	0	0	-	0
ABSENTEE	0	0	0	-	0	0	0	-	0	0	0	-	0
Normal	0	0	0	-	0	602	602	100.00%	0	715	359	50.21%	356
Absentee	0	644	644	100.00%	0	602	602	100.00%	0	715	359	50.21%	356
Total	54835	11300	11300	100.00%	54835	10967	10967	100.00%	54835	12234	5219	42.66%	7015
Normal	54835	644	644	100.00%	54835	602	602	100.00%	54835	715	359	50.21%	356
Absentee	54835	11944	11944	100.00%	54835	11569	11569	100.00%	54835	12949	5578	43.08%	7371
Total	54835	11944	11944	100.00%	54835	11569	11569	100.00%	54835	12949	5578	43.08%	7371

Total for Michael Ensign shows an increase of two votes from two military ballots that were received after election day.

Ball Ensign
Michael Ensign
Don Ensign

Statement of Votes Cast
 PRIMARY ELECTION - AUGUST 2, 2016
 CHRISTIAN COUNTY, MISSOURI
 August 2, 2016 Primary
 OFFICIAL

Date: 8/5/2016
 Time: 12:34:36 PM

Jurisdiction Wide	PUBLIC ADMINISTRATOR (REPUBLICAN PARTY)				POLK COMMITTEEMAN (REPUBLICAN PARTY)				
	Reg. Voters	Total Votes	KEN DAVIS	%	Reg. Voters	Total Votes	HOLLIS OVERALL	DARRYL SIPES	WRITE IN
1. E. BENTON / 3. BRUNER Normal	890	201	201	100.00%	-	-	-	-	-
Absentee	890	0	0	-	-	-	-	-	-
2. WEST BENTON / 14. LINDEN Normal	1713	369	369	100.00%	-	-	-	-	-
Absentee	1713	0	0	-	-	-	-	-	-
4. CHADWICK 16. S. LINN 11. GARRISON 25. SENECA Normal	624	145	145	100.00%	-	-	-	-	-
Absentee	624	0	0	-	-	-	-	-	-
5. RIVERSIDE #1 Normal	2396	419	419	100.00%	-	-	-	-	-
Absentee	2396	0	0	-	-	-	-	-	-
6. CASSIDY # 1 Normal	2404	399	399	100.00%	-	-	-	-	-
Absentee	2404	0	0	-	-	-	-	-	-
7. WEST FINLEY Normal	3023	529	529	100.00%	-	-	-	-	-
Absentee	3023	0	0	-	-	-	-	-	-
8. EAST FINLEY Normal	4267	885	885	100.00%	-	-	-	-	-
Absentee	4267	0	0	-	-	-	-	-	-
9. NORTH GALLOWAY Normal	2802	536	536	100.00%	-	-	-	-	-
Absentee	2802	0	0	-	-	-	-	-	-
10. SOUTH GALLOWAY Normal	1474	363	363	100.00%	-	-	-	-	-
Absentee	1474	0	0	-	-	-	-	-	-
12. LEAD HILL / 18. OLDFIELD Normal	470	117	117	100.00%	-	-	-	-	-
Absentee	470	0	0	-	-	-	-	-	-
13. LINCOLN #1 Normal	2162	467	467	100.00%	-	-	-	-	-
Absentee	2162	0	0	-	-	-	-	-	-
15. NORTH LINN Normal	739	231	231	100.00%	-	-	-	-	-
Absentee	739	0	0	-	-	-	-	-	-

Paula Brown
Paula Brown

Statement of Votes Cast
 PRIMARY ELECTION - AUGUST 2, 2016
 CHRISTIAN COUNTY, MISSOURI
 August 2, 2016 Primary
 OFFICIAL

Date: 8/5/2016
 Time: 12:34:36 PM

	PUBLIC ADMINISTRATOR (REPUBLICAN PARTY)				POLK COMMITTEEMAN (REPUBLICAN PARTY)			
	Reg. Voters	Total Votes	KEN DAVIS	Reg. Voters	Total Votes	HOLLIS OVERALL	DARRYL SIPES	WRITE IN
17. McCRACKEN Normal	1675	416	416 100.00%	-	-	-	-	-
Absentee	1675	0	0	-	-	-	-	-
20. POLK Normal	2297	431	431 100.00%	2297	434	53.23%	197	6 1.38%
Absentee	2297	0	0	2297	0	0	0	0
21. UNION CHAPEL #1 Normal	2888	671	671 100.00%	-	-	-	-	-
Absentee	2888	0	0	-	-	-	-	-
22. ROSEDALE #1A Normal	2308	415	415 100.00%	-	-	-	-	-
Absentee	2308	0	0	-	-	-	-	-
23. GARDEN GROVE Normal	1988	381	381 100.00%	-	-	-	-	-
Absentee	1988	0	0	-	-	-	-	-
24. NORTHVIEW #1 Normal	3036	571	571 100.00%	-	-	-	-	-
Absentee	3036	0	0	-	-	-	-	-
26. SPARTA Normal	1752	360	360 100.00%	-	-	-	-	-
Absentee	1752	0	0	-	-	-	-	-
27. UNION CHAPEL #2 Normal	3177	678	678 100.00%	-	-	-	-	-
Absentee	3177	0	0	-	-	-	-	-
28. ROSEDALE #2 Normal	1883	450	450 100.00%	-	-	-	-	-
Absentee	1883	0	0	-	-	-	-	-
29. NORTHVIEW #2 Normal	1942	398	398 100.00%	-	-	-	-	-
Absentee	1942	0	0	-	-	-	-	-
30. ROSEDALE 1B Normal	2187	352	352 100.00%	-	-	-	-	-
Absentee	2187	0	0	-	-	-	-	-
31. RIVERSIDE #2 Normal	2539	537	537 100.00%	-	-	-	-	-
Absentee	2539	0	0	-	-	-	-	-
32. CASSIDY #2 Normal	3068	653	653 100.00%	-	-	-	-	-
Absentee	3068	0	0	-	-	-	-	-

Paul Edwards
John Arnold

Statement of Votes Cast
 PRIMARY ELECTION - AUGUST 2, 2016
 CHRISTIAN COUNTY, MISSOURI
 August 2, 2016 Primary
 OFFICIAL

Date: 8/5/2016
 Time: 12:34:36 PM

33. LINCOLN #2	PUBLIC ADMINISTRATOR (REPUBLICAN PARTY)				POLK COMMITTEEMAN (REPUBLICAN PARTY)							
	Reg. Voters	Total Votes	KEN DAVIS	%	Reg. Voters	Total Votes	HOLLIS OVERALL	%	DARRYL SIPES	%	WRITE IN	%
Normal	1331	247	247	100.00%	-	-	-	-	-	-	-	-
Absentee	1331	0	0	-	-	-	-	-	-	-	-	-
Absentee Normal	0	0	0	-	0	0	0	62.50%	0	37.50%	0	-
Absentee Total	0	646	646	100.00%	0	16	10	62.50%	6	37.50%	0	-
Normal	54835	11221	11221	100.00%	2297	434	231	53.23%	197	45.39%	6	1.38%
Absentee	54835	846	846	100.00%	2297	16	10	62.50%	6	37.50%	0	-
Total	54835	11867	11867	100.00%	2297	450	241	53.56%	203	45.11%	6	1.33%

Handwritten signatures:
 [Signature 1]
 [Signature 2]
 [Signature 3]

Statement of Votes Cast
 PRIMARY ELECTION - AUGUST 2, 2016
 CHRISTIAN COUNTY, MISSOURI
 August 2, 2016 Primary
 OFFICIAL

Date: 8/5/2016
 Time: 12:34:36 PM

POLK COMMITTEEWOMAN
 (REPUBLICAN PARTY)

EAST FINLEY COMMITTEEMAN
 (REPUBLICAN PARTY)

	POLK COMMITTEEWOMAN (REPUBLICAN PARTY)				EAST FINLEY COMMITTEEMAN (REPUBLICAN PARTY)					
	Reg. Voters	Total Votes	CAROLYN SUE SIPES	PAULETTE OVERALL	WRITE IN	Reg. Voters	Total Votes	STEVE MAPLES	DAVID WIDNER	WRITE IN
17. MCCRACKEN Normal	-	-	-	-	-	-	-	-	-	-
Absentee	-	-	-	-	-	-	-	-	-	-
20. POLK Normal	2297	434	259	170	5	-	-	-	-	-
Absentee	2297	0	0	0	0	-	-	-	-	-
21. UNION CHAPEL #1 Normal	-	-	-	-	-	-	-	-	-	-
Absentee	-	-	-	-	-	-	-	-	-	-
22. ROSEDALE #1A Normal	-	-	-	-	-	-	-	-	-	-
Absentee	-	-	-	-	-	-	-	-	-	-
23. GARDEN GROVE Normal	-	-	-	-	-	-	-	-	-	-
Absentee	-	-	-	-	-	-	-	-	-	-
24. NORTHVIEW #1 Normal	-	-	-	-	-	-	-	-	-	-
Absentee	-	-	-	-	-	-	-	-	-	-
26. SPARTA Normal	-	-	-	-	-	-	-	-	-	-
Absentee	-	-	-	-	-	-	-	-	-	-
27. UNION CHAPEL #2 Normal	-	-	-	-	-	-	-	-	-	-
Absentee	-	-	-	-	-	-	-	-	-	-
28. ROSEDALE #2 Normal	-	-	-	-	-	-	-	-	-	-
Absentee	-	-	-	-	-	-	-	-	-	-
29. NORTHVIEW #2 Normal	-	-	-	-	-	-	-	-	-	-
Absentee	-	-	-	-	-	-	-	-	-	-
30. ROSEDALE 1B Normal	-	-	-	-	-	-	-	-	-	-
Absentee	-	-	-	-	-	-	-	-	-	-
31. RIVERSIDE #2 Normal	-	-	-	-	-	-	-	-	-	-
Absentee	-	-	-	-	-	-	-	-	-	-
32. CASSIDY #2 Normal	-	-	-	-	-	-	-	-	-	-
Absentee	-	-	-	-	-	-	-	-	-	-

Paul Smith
Chairman

Statement of Votes Cast
 PRIMARY ELECTION - AUGUST 2, 2016
 CHRISTIAN COUNTY, MISSOURI
 August 2, 2016 Primary
 OFFICIAL

Date: 8/5/2016
 Time: 12:34:36 PM

POLK COMMITTEEWOMAN
 (REPUBLICAN PARTY)

EAST FINLEY COMMITTEEMAN
 (REPUBLICAN PARTY)

33. LINCOLN #2	Reg. Voters		Total Votes		CAROLYN SUE SIPES		PAULETTE OVERALL		WRITE IN		Reg. Voters		Total Votes		STEVE MAPLES		DAVID WIDNER		WRITE IN	
	Normal	Absentee	Normal	Absentee	Normal	Absentee	Normal	Absentee	Normal	Absentee	Normal	Absentee	Normal	Absentee	Normal	Absentee	Normal	Absentee	Normal	Absentee
Normal	-	-	-	-	-	-	-	-	-	-	-	-	-	-	-	-	-	-	-	-
Absentee	-	-	-	-	-	-	-	-	-	-	-	-	-	-	-	-	-	-	-	-
ABSENTEE Normal	0	0	0	0	0	0	0	0	0	0	0	0	0	0	0	0	0	0	0	0
ABSENTEE Absentee	0	16	0	16	9	58.25%	0	43.75%	0	0	0	0	33	76.74%	0	10	23.26%	0	0	0
Total Normal	2297	434	269	59.88%	170	39.17%	5	1.15%	4267	882	633	71.77%	238	26.98%	11	1.25%	238	26.98%	11	1.25%
Total Absentee	2297	16	9	56.25%	7	43.75%	0	-	4267	43	33	76.74%	10	23.26%	0	-	10	23.26%	0	-
Total	2297	450	268	59.56%	177	39.33%	5	1.11%	4267	925	666	72.00%	248	26.81%	11	1.19%	248	26.81%	11	1.19%

Carol Evers
AKH
Don August
Don

Statement of Votes Cast
 PRIMARY ELECTION - AUGUST 2, 2016
 CHRISTIAN COUNTY, MISSOURI
 August 2, 2016 Primary
 OFFICIAL

Date: 8/5/2016
 Time: 12:34:36 PM

Jurisdiction Wide	LINDEN COMMITTEEMAN (REPUBLICAN PARTY)					McCRACKEN COMMITTEEMAN (REPUBLICAN PARTY)				
	Reg. Voters	Total Votes	KEN SPANGLER	JOHN BROSS	WRITE IN	Reg. Voters	Total Votes	GEORGE A. BURNS	TIMOTHY PEAK	WRITE IN
1. E BENTON / 3. BRUNER Normal	-	-	-	-	-	-	-	-	-	-
Absentee	-	-	-	-	-	-	-	-	-	-
2. WEST BENTON / 14. LINDEN Normal	1260	302	198	101	3	-	-	-	-	-
Absentee	1260	0	0	0	0	-	-	-	-	-
4. CHADWICK 16. S. LINN 11. GARRISON 25. SENECA Normal	-	-	-	-	-	-	-	-	-	-
Absentee	-	-	-	-	-	-	-	-	-	-
5. RIVERSIDE #1 Normal	-	-	-	-	-	-	-	-	-	-
Absentee	-	-	-	-	-	-	-	-	-	-
6. CASSIDY #1 Normal	-	-	-	-	-	-	-	-	-	-
Absentee	-	-	-	-	-	-	-	-	-	-
7. WEST FINLEY Normal	-	-	-	-	-	-	-	-	-	-
Absentee	-	-	-	-	-	-	-	-	-	-
8. EAST FINLEY Normal	-	-	-	-	-	-	-	-	-	-
Absentee	-	-	-	-	-	-	-	-	-	-
9. NORTH GALLOWAY Normal	-	-	-	-	-	-	-	-	-	-
Absentee	-	-	-	-	-	-	-	-	-	-
10. SOUTH GALLOWAY Normal	-	-	-	-	-	-	-	-	-	-
Absentee	-	-	-	-	-	-	-	-	-	-
12. LEAD HILL / 18. OLDFIELD Normal	-	-	-	-	-	-	-	-	-	-
Absentee	-	-	-	-	-	-	-	-	-	-
13. LINCOLN #1 Normal	-	-	-	-	-	-	-	-	-	-
Absentee	-	-	-	-	-	-	-	-	-	-
15. NORTH LINN Normal	-	-	-	-	-	-	-	-	-	-
Absentee	-	-	-	-	-	-	-	-	-	-

Paul Brent Howard
 For Commissioner

Statement of Votes Cast
 PRIMARY ELECTION - AUGUST 2, 2016
 CHRISTIAN COUNTY, MISSOURI
 August 2, 2016 Primary
 OFFICIAL

Date: 8/5/2016
 Time: 12:34:36 PM

Jurisdiction Wide	Turnout			U.S. SENATOR (DEMOCRATIC PARTY)						
	Reg. Voters	Ballots Cast	% Turnout	Reg. Voters	Total Votes	CHIEF WANA DUBIE	CORI BUSH	JASON KANDLER	ROBERT MACK	
1. E BENTON / 3. BRUNER Normal	890	288	30.11%	890	13	2 15.38%	3 23.08%	8 61.54%	0	
Absentee	890	-	-	890	0	0 -	0 -	0 -	0 -	
2. WEST BENTON / 14. LINDEN Normal	1713	536	31.29%	1713	55	4 7.27%	6 10.91%	43 78.18%	2 3.64%	
Absentee	1713	-	-	1713	0	0 -	0 -	0 -	0 -	
4. CHADWICK 16. S. LINN 11. GARRISON 25. SENECA Normal	624	199	31.89%	624	14	0 0	0 0	13 92.86%	1 7.14%	
Absentee	624	-	-	624	0	0 -	0 -	0 -	0 -	
5. RIVERSIDE #1 Normal	2396	601	25.08%	2396	80	6 7.50%	13 16.25%	59 73.75%	2 2.50%	
Absentee	2396	-	-	2396	0	0 -	0 -	0 -	0 -	
6. CASSIDY # 1 Normal	2404	535	22.25%	2404	54	6 11.11%	10 18.52%	35 64.81%	3 5.56%	
Absentee	2404	-	-	2404	0	0 -	0 -	0 -	0 -	
7. WEST FINLEY Normal	3023	730	24.15%	3023	61	3 4.92%	8 13.11%	50 81.97%	0	
Absentee	3023	-	-	3023	0	0 -	0 -	0 -	0 -	
8. EAST FINLEY Normal	4267	1184	27.75%	4267	94	8 8.51%	11 11.70%	70 74.47%	5 5.32%	
Absentee	4267	-	-	4267	0	0 -	0 -	0 -	0 -	
9. NORTH GALLOWAY Normal	2602	743	28.55%	2602	79	10 12.66%	10 12.66%	53 67.09%	6 7.59%	
Absentee	2602	-	-	2602	0	0 -	0 -	0 -	0 -	
10. SOUTH GALLOWAY Normal	1474	475	32.23%	1474	24	1 4.17%	5 20.83%	16 66.67%	2 8.33%	
Absentee	1474	-	-	1474	0	0 -	0 -	0 -	0 -	
12. LEAD HILL / 18. OLDFIELD Normal	470	170	36.17%	470	22	1 4.55%	4 18.18%	16 72.73%	1 4.55%	
Absentee	470	-	-	470	0	0 -	0 -	0 -	0 -	
13. LINCOLN #1 Normal	2162	635	29.37%	2162	57	4 7.02%	9 15.79%	42 73.68%	2 3.51%	
Absentee	2162	-	-	2162	0	0 -	0 -	0 -	0 -	
15. NORTH LINN Normal	739	313	42.35%	739	32	5 15.62%	3 9.36%	23 71.88%	1 3.12%	
Absentee	739	-	-	739	0	0 -	0 -	0 -	0 -	

Paula Erwin
A. Arnold

Statement of Votes Cast
 PRIMARY ELECTION - AUGUST 2, 2016
 CHRISTIAN COUNTY, MISSOURI
 August 2, 2016 Primary
 OFFICIAL

Date: 8/5/2016
 Time: 12:34:36 PM

	Turnout			U.S. SENATOR (DEMOCRATIC PARTY)						
	Reg. Voters	Ballots Cast	% Turnout	Reg. Voters	Total Votes	CHIEF WANA DUBIE	CORI BUSH	JASON KANDER	ROBERT MACK	
17. McCRACKEN Normal	1675	557	33.25%	1675	24	2	4	16	2	
Absentee	1675	-	-	1675	0	0	0	0	0	
20. POLK Normal	2297	633	27.56%	2297	55	7	7	39	2	
Absentee	2297	-	-	2297	0	0	0	0	0	
21. UNION CHAPEL #1 Normal	2888	881	30.51%	2888	73	8	12	53	0	
Absentee	2888	-	-	2888	0	0	0	0	0	
22. ROSEDALE #1A Normal	2308	569	24.65%	2308	58	4	9	44	1	
Absentee	2308	-	-	2308	0	0	0	0	0	
23. GARDEN GROVE Normal	1988	542	27.26%	1988	60	6	12	42	0	
Absentee	1988	-	-	1988	0	0	0	0	0	
24. NORTHVIEW #1 Normal	3036	791	26.05%	3036	83	9	12	58	4	
Absentee	3036	-	-	3036	0	0	0	0	0	
26. SPARTA Normal	1752	499	28.48%	1752	59	13	1	38	7	
Absentee	1752	-	-	1752	0	0	0	0	0	
27. UNION CHAPEL #2 Normal	3177	926	29.15%	3177	81	4	15	59	3	
Absentee	3177	-	-	3177	0	0	0	0	0	
28. ROSEDALE #2 Normal	1883	611	32.45%	1883	47	6	6	32	3	
Absentee	1883	-	-	1883	0	0	0	0	0	
29. NORTHVIEW #2 Normal	1942	541	27.86%	1942	71	8	8	55	0	
Absentee	1942	-	-	1942	0	0	0	0	0	
30. ROSEDALE 1B Normal	2187	485	22.18%	2187	59	4	6	42	7	
Absentee	2187	-	-	2187	0	0	0	0	0	
31. RIVERSIDE #2 Normal	2539	730	28.75%	2539	53	3	6	42	2	
Absentee	2539	-	-	2539	0	0	0	0	0	
32. CASSIDY #2 Normal	3068	889	28.98%	3068	84	8	8	68	0	
Absentee	3068	-	-	3068	0	0	0	0	0	

Paula Edwards
for

Statement of Votes Cast
 PRIMARY ELECTION - AUGUST 2, 2016
 CHRISTIAN COUNTY, MISSOURI
 August 2, 2016 Primary
 OFFICIAL

Date: 8/5/2016
 Time: 12:34:36 PM

	Turnout			U.S. SENATOR (DEMOCRATIC PARTY)						
	Reg. Voters	Ballots Cast	% Turnout	Reg. Voters	Total Votes	CHIEF WANA	CORI BUSH	JASON KANDER	ROBERT MACK	
33. LINCOLN #2										
Normal	1331	317	23.82%	1331	25	6 24.00%	2 8.00%	17 68.00%	0	
Absentee	1331	-	-	1331	0	0 -	0 -	0 -	0	
ABSENTEE										
Normal	-	920	-	0	0	0 12.88%	14 10.61%	84 63.64%	17 12.88%	
Absentee	-	-	-	0	132	17 12.88%	14 10.61%	84 63.64%	17 12.88%	
Total	54835	16360	28.01%	54835	1417	138 9.74%	190 13.41%	1033 72.90%	56 3.95%	
Normal	54835	920	1.68%	54835	132	17 12.88%	14 10.61%	84 63.64%	17 12.88%	
Absentee	54835	16280	29.69%	54835	1549	155 10.01%	204 13.17%	1117 72.11%	73 4.71%	
Total										

Paul Green
Chris Green
Don Green

Statement of Votes Cast
 PRIMARY ELECTION - AUGUST 2, 2016
 CHRISTIAN COUNTY, MISSOURI
 August 2, 2016 Primary
 OFFICIAL

Date: 8/5/2016
 Time: 12:34:36 PM

Jurisdiction	U.S. SENATOR (LIBERTARIAN PARTY)				GOVERNOR (LIBERTARIAN PARTY)				LT. GOVERNOR (LIBERTARIAN PARTY)			
	Reg. Voters	Total Votes	JONATHAN DINE	HERSCHEL L. YOUNG	Reg. Voters	Total Votes	CISSE W. SPRAGINS	Reg. Voters	Total Votes	STEVEN R. HEDRICK		
1. E BENTON / 3. BRUNER Normal	890	0	0	0	890	0	0	890	0	0		
Absentee	890	0	0	0	890	0	0	890	0	0		
2. WEST BENTON / 14. LINDEN Normal	1713	1	0	1	1713	1	1	1713	1	1		
Absentee	1713	0	0	0	1713	0	0	1713	0	0		
4. CHADWICK 16. S. LINN 11. GARRISON 25. SENECA Normal	624	1	0	1	624	1	1	624	1	1		
Absentee	624	0	0	0	624	0	0	624	0	0		
5. RIVERSIDE #1 Normal	2396	1	0	1	2396	1	1	2396	1	1		
Absentee	2396	0	0	0	2396	0	0	2396	0	0		
6. CASSIDY #1 Normal	2404	1	0	1	2404	1	1	2404	1	1		
Absentee	2404	0	0	0	2404	0	0	2404	0	0		
7. WEST FINLEY Normal	3023	1	0	1	3023	0	0	3023	1	1		
Absentee	3023	0	0	0	3023	0	0	3023	0	0		
8. EAST FINLEY Normal	4267	3	2	1	4267	3	3	4267	3	3		
Absentee	4267	0	0	0	4267	0	0	4267	0	0		
9. NORTH GALLOWAY Normal	2602	0	0	0	2602	0	0	2602	0	0		
Absentee	2602	0	0	0	2602	0	0	2602	0	0		
10. SOUTH GALLOWAY Normal	1474	0	0	0	1474	0	0	1474	0	0		
Absentee	1474	0	0	0	1474	0	0	1474	0	0		
12. LEAD HILL / 18. OLDFIELD Normal	470	1	1	1	470	1	1	470	1	1		
Absentee	470	0	0	0	470	0	0	470	0	0		
13. LINCOLN #1 Normal	2162	1	1	1	2162	1	1	2162	1	1		
Absentee	2162	0	0	0	2162	0	0	2162	0	0		
15. NORTH LINN Normal	739	1	1	1	739	1	1	739	1	1		
Absentee	739	0	0	0	739	0	0	739	0	0		

Gene Edward H. Spragins
 H. 11. 11

Statement of Votes Cast
 PRIMARY ELECTION - AUGUST 2, 2016
 CHRISTIAN COUNTY, MISSOURI
 August 2, 2016 Primary
 OFFICIAL

Date: 8/5/2016
 Time: 12:34:36 PM




	U.S. SENATOR (LIBERTARIAN PARTY)				GOVERNOR (LIBERTARIAN PARTY)				LT. GOVERNOR (LIBERTARIAN PARTY)			
	Reg. Voters	Total Votes	JONATHAN DINE	HERSCHEL L. YOUNG	Reg. Voters	Total Votes	CISSE W SPRAGINS	Reg. Voters	Total Votes	STEVEN R. HEDRICK		
17. McCracken Normal	1675	0	0	0	1675	0	0	1675	0	0		
Absentee	1675	0	0	0	1675	0	0	1675	0	0		
20. Polk Normal	2297	0	0	0	2297	0	0	2297	0	0		
Absentee	2297	0	0	0	2297	0	0	2297	0	0		
21. Union Chapel #1 Normal	2888	3	1	2	2888	3	3	2888	3	3		
Absentee	2888	0	0	0	2888	0	0	2888	0	0		
22. Rosedale #1A Normal	2308	1	1	0	2308	2	2	2308	1	1		
Absentee	2308	0	0	0	2308	0	0	2308	0	0		
23. Garden Grove Normal	1988	3	2	1	1988	3	3	1988	3	3		
Absentee	1988	0	0	0	1988	0	0	1988	0	0		
24. Northview #1 Normal	3036	1	0	1	3036	1	1	3036	1	1		
Absentee	3036	0	0	0	3036	0	0	3036	0	0		
26. Sparta Normal	1752	1	0	1	1752	1	1	1752	1	1		
Absentee	1752	0	0	0	1752	0	0	1752	0	0		
27. Union Chapel #2 Normal	3177	2	2	0	3177	2	2	3177	2	2		
Absentee	3177	0	0	0	3177	0	0	3177	0	0		
28. Rosedale #2 Normal	1883	2	0	2	1883	2	2	1883	2	2		
Absentee	1883	0	0	0	1883	0	0	1883	0	0		
29. Northview #2 Normal	1942	0	0	0	1942	0	0	1942	0	0		
Absentee	1942	0	0	0	1942	0	0	1942	0	0		
30. Rosedale 1B Normal	2187	2	2	0	2187	2	2	2187	2	2		
Absentee	2187	0	0	0	2187	0	0	2187	0	0		
31. Riverside #2 Normal	2539	0	0	0	2539	0	0	2539	0	0		
Absentee	2539	0	0	0	2539	0	0	2539	0	0		
32. Cassidy #2 Normal	3068	2	2	0	3068	2	2	3068	2	2		
Absentee	3068	0	0	0	3068	0	0	3068	0	0		

Ernie B. J. ...

Statement of Votes Cast
 PRIMARY ELECTION - AUGUST 2, 2016
 CHRISTIAN COUNTY, MISSOURI
 August 2, 2016 Primary
 OFFICIAL

Date: 8/5/2016
 Time: 12:34:36 PM

	U.S. SENATOR (LIBERTARIAN PARTY)				GOVERNOR (LIBERTARIAN PARTY)			LT. GOVERNOR (LIBERTARIAN PARTY)		
	Reg. Voters	Total Votes	JONATHAN DINE	HERSCHEL L. YOUNG	Reg. Voters	Total Votes	CISSE W SPRAGINS	Reg. Voters	Total Votes	STEVEN R. HEDRICK
33: LINCOLN #2										
Normal	1331	1	1 100.00%	0	1331	1	1 100.00%	1331	1	1 100.00%
Absentee	1331	0	0	0	1331	0	0	1331	0	0
ABSENTEE										
Normal	0	0	0	0	0	0	0	0	0	0
Absentee	0	2	0	2 100.00%	0	2	2 100.00%	0	2	2 100.00%
Total	54835	29	16 55.17%	13 44.83%	54835	29	29 100.00%	54835	29	29 100.00%
Normal	54835	2	0	2 100.00%	54835	2	2 100.00%	54835	2	2 100.00%
Absentee	54835	2	0	2 100.00%	54835	2	2 100.00%	54835	2	2 100.00%
Total	54835	31	16 51.61%	15 48.39%	54835	31	31 100.00%	54835	31	31 100.00%


 Eric Erick

 Dan Curran


Statement of Votes Cast
 PRIMARY ELECTION - AUGUST 2, 2016
 CHRISTIAN COUNTY, MISSOURI
 August 2, 2016 Primary
 OFFICIAL

Date: 8/5/2016
 Time: 12:34:36 PM

Jurisdiction	SECRETARY OF STATE (LIBERTARIAN PARTY)			STATE TREASURER (LIBERTARIAN PARTY)			U.S. REP DIST 7 (LIBERTARIAN PARTY)			U.S. SENATOR (CONSTITUTION PARTY)		
	Reg. Voters	Total Votes	CHRIS MORRILL	Reg. Voters	Total Votes	SEAN OTOOLE	Reg. Voters	Total Votes	BENJAMIN T. BRIXEY	Reg. Voters	Total Votes	FRED RYMAN
1. E BENTON / 3. BRUNER Normal	890	0	0	890	0	0	890	0	0	890	0	0
Absentee	890	0	0	890	0	0	890	0	0	890	0	0
2. WEST BENTON / 14. LINDEN Normal	1713	1	100.00%	1713	1	100.00%	1713	1	100.00%	1713	0	0
Absentee	1713	0	0	1713	0	0	1713	0	0	1713	0	0
4. CHADWICK 16. S. LINN 11. GARRISON 25. SENEGA Normal	624	1	100.00%	624	1	100.00%	624	1	100.00%	624	0	0
Absentee	624	0	0	624	0	0	624	0	0	624	0	0
5. RIVERSIDE #1 Normal	2396	1	100.00%	2396	1	100.00%	2396	1	100.00%	2396	0	0
Absentee	2396	0	0	2396	0	0	2396	0	0	2396	0	0
6. CASSIDY #1 Normal	2404	1	100.00%	2404	1	100.00%	2404	1	100.00%	2404	0	0
Absentee	2404	0	0	2404	0	0	2404	0	0	2404	0	0
7. WEST FINLEY Normal	3023	0	0	3023	1	100.00%	3023	0	0	3023	0	0
Absentee	3023	0	0	3023	0	0	3023	0	0	3023	0	0
8. EAST FINLEY Normal	4267	3	100.00%	4267	3	100.00%	4267	3	100.00%	4267	1	100.00%
Absentee	4267	0	0	4267	0	0	4267	0	0	4267	0	0
9. NORTH GALLOWAY Normal	2602	0	0	2602	0	0	2602	0	0	2602	0	0
Absentee	2602	0	0	2602	0	0	2602	0	0	2602	0	0
10. SOUTH GALLOWAY Normal	1474	0	0	1474	0	0	1474	0	0	1474	0	0
Absentee	1474	0	0	1474	0	0	1474	0	0	1474	0	0
12. LEAD HILL / 18. OLDFIELD Normal	470	1	100.00%	470	1	100.00%	470	1	100.00%	470	0	0
Absentee	470	0	0	470	0	0	470	0	0	470	0	0
13. LINCOLN #1 Normal	2162	1	100.00%	2162	1	100.00%	2162	1	100.00%	2162	0	0
Absentee	2162	0	0	2162	0	0	2162	0	0	2162	0	0
15. NORTH LINN Normal	739	1	100.00%	739	1	100.00%	739	1	100.00%	739	0	0
Absentee	739	0	0	739	0	0	739	0	0	739	0	0

Paula Bennett
Paula Bennett

Statement of Votes Cast
 PRIMARY ELECTION - AUGUST 2, 2016
 CHRISTIAN COUNTY, MISSOURI
 August 2, 2016 Primary
 OFFICIAL

Date: 8/5/2016
 Time: 12:34:36 PM

	SECRETARY OF STATE (LIBERTARIAN PARTY)			STATE TREASURER (LIBERTARIAN PARTY)			U.S. REP DIST 7 (LIBERTARIAN PARTY)			U.S. SENATOR (CONSTITUTION PARTY)		
	Reg. Voters	Total Votes	CHRIS MORRILL	Reg. Voters	Total Votes	SEAN OTOLE	Reg. Voters	Total Votes	BENJAMIN T. BRIXEY	Reg. Voters	Total Votes	FRED RYMAN
17. McCRACKEN Normal	1675	0	0	1675	0	0	1675	0	0	1675	0	0
Absentee	1675	0	0	1675	0	0	1675	0	0	1675	0	0
20. POLK Normal	2297	0	0	2297	0	0	2297	0	0	2297	0	0
Absentee	2297	0	0	2297	0	0	2297	0	0	2297	0	0
21. UNION CHAPEL #1 Normal	2888	3	3	2888	3	3	2888	3	3	2888	1	1
Absentee	2888	0	0	2888	0	0	2888	0	0	2888	0	0
22. ROSEDALE #1A Normal	2308	2	2	2308	1	1	2308	2	2	2308	0	0
Absentee	2308	0	0	2308	0	0	2308	0	0	2308	0	0
23. GARDEN GROVE Normal	1988	3	3	1988	3	3	1988	3	3	1988	0	0
Absentee	1988	0	0	1988	0	0	1988	0	0	1988	0	0
24. NORTHVIEW #1 Normal	3036	1	1	3036	1	1	3036	1	1	3036	0	0
Absentee	3036	0	0	3036	0	0	3036	0	0	3036	0	0
26. SPARTA Normal	1752	1	1	1752	1	1	1752	1	1	1752	0	0
Absentee	1752	0	0	1752	0	0	1752	0	0	1752	0	0
27. UNION CHAPEL #2 Normal	3177	2	2	3177	2	2	3177	2	2	3177	0	0
Absentee	3177	0	0	3177	0	0	3177	0	0	3177	0	0
28. ROSEDALE #2 Normal	1883	2	2	1883	2	2	1883	2	2	1883	0	0
Absentee	1883	0	0	1883	0	0	1883	0	0	1883	0	0
29. NORTHVIEW #2 Normal	1942	0	0	1942	0	0	1942	0	0	1942	1	1
Absentee	1942	0	0	1942	0	0	1942	0	0	1942	0	0
30. ROSEDALE 1B Normal	2187	2	2	2187	2	2	2187	2	2	2187	0	0
Absentee	2187	0	0	2187	0	0	2187	0	0	2187	0	0
31. RIVERSIDE #2 Normal	2539	0	0	2539	0	0	2539	0	0	2539	0	0
Absentee	2539	0	0	2539	0	0	2539	0	0	2539	0	0
32. CASSIDY #2 Normal	3068	2	2	3068	2	2	3068	2	2	3068	0	0
Absentee	3068	0	0	3068	0	0	3068	0	0	3068	0	0

Barbara Eckert
Adrian Anderson
W. W.

Statement of Votes Cast
 PRIMARY ELECTION - AUGUST 2, 2016
 CHRISTIAN COUNTY, MISSOURI
 August 2, 2016 Primary
 OFFICIAL

Date: 8/5/2016
 Time: 12:34:36 PM

33. LINCOLN #2	SECRETARY OF STATE (LIBERTARIAN PARTY)			STATE TREASURER (LIBERTARIAN PARTY)			U.S. REP DIST 7 (LIBERTARIAN PARTY)			U.S. SENATOR (CONSTITUTION PARTY)		
	Reg. Voters	Total Votes	CHRIS MORRILL	Reg. Voters	Total Votes	SEAN OTOOLE	Reg. Voters	Total Votes	BENJAMIN T. BRIXEY	Reg. Voters	Total Votes	FRED RYMAN
Normal	1331	1	1 100.00%	1331	1	1 100.00%	1331	1	1 100.00%	1331	1	1 100.00%
Absentee	1331	0	0 -	1331	0	0 -	1331	0	0 -	1331	0	0 -
ABSENTEE												
Normal	0	0	0 -	0	0	0 -	0	0	0 -	0	0	0 -
Absentee	0	2	2 100.00%	0	2	2 100.00%	0	2	2 100.00%	0	0	0 -
Total												
Normal	54835	29	29 100.00%	54835	29	29 100.00%	54835	29	29 100.00%	54835	4	4 100.00%
Absentee	54835	2	2 100.00%	54835	2	2 100.00%	54835	2	2 100.00%	54835	0	0 -
Total	54835	31	31 100.00%	54835	31	31 100.00%	54835	31	31 100.00%	54835	4	4 100.00%

Handwritten signatures:
 H. Washburn
 Todd Green
 The County
 [Signature]

Statement of Votes Cast
 PRIMARY ELECTION - AUGUST 2, 2016
 CHRISTIAN COUNTY, MISSOURI
 August 2, 2016 Primary
 OFFICIAL

Date: 8/5/2016
 Time: 12:34:36 PM

GOVERNOR
 (DEMOCRATIC PARTY)

Jurisdiction Wide	Reg. Voters	Total Votes	LEONARD JOSEPH STEINMAN II		CHRIS KOSTER		ERIC MORRISON		CHARLES B. WHEELER	
			Count	Percentage	Count	Percentage	Count	Percentage	Count	Percentage
1. E BENTON / 3. BRUNER Normal	890	13	1	7.69%	10	76.92%	2	15.38%	0	-
Absentee	890	0	0	-	0	-	0	-	0	-
2. WEST BENTON / 14. LINDEN Normal	1713	53	2	3.77%	40	75.47%	9	16.98%	2	3.77%
Absentee	1713	0	0	-	0	-	0	-	0	-
4. CHADWICK 16. S. LINN 11. GARRISON 25. SENECA Normal	624	15	0	-	13	86.67%	2	13.33%	0	-
Absentee	624	0	0	-	0	-	0	-	0	-
5. RIVERSIDE #1 Normal	2396	81	3	3.70%	67	82.72%	8	9.88%	3	3.70%
Absentee	2396	0	0	-	0	-	0	-	0	-
6. CASSIDY # 1 Normal	2404	54	1	1.85%	40	74.07%	10	18.52%	3	5.56%
Absentee	2404	0	0	-	0	-	0	-	0	-
7. WEST FINLEY Normal	3023	64	2	3.12%	57	89.06%	3	4.69%	2	3.12%
Absentee	3023	0	0	-	0	-	0	-	0	-
8. EAST FINLEY Normal	4267	95	0	-	76	80.00%	17	17.89%	2	2.11%
Absentee	4267	0	0	-	0	-	0	-	0	-
9. NORTH GALLOWAY Normal	2602	79	1	1.27%	65	82.28%	7	8.86%	6	7.59%
Absentee	2602	0	0	-	0	-	0	-	0	-
10. SOUTH GALLOWAY Normal	1474	24	0	-	19	79.17%	4	16.67%	1	4.17%
Absentee	1474	0	0	-	0	-	0	-	0	-
12. LEAD HILL / 18. OLDFIELD Normal	470	21	0	-	18	85.71%	2	9.52%	1	4.76%
Absentee	470	0	0	-	0	-	0	-	0	-
13. LINCOLN #1 Normal	2162	54	4	7.41%	43	79.63%	4	7.41%	3	5.56%
Absentee	2162	0	0	-	0	-	0	-	0	-
15. NORTH LINN Normal	739	33	1	3.03%	28	84.85%	3	9.09%	1	3.03%
Absentee	739	0	0	-	0	-	0	-	0	-

Paula Everett
Don Lewis

Statement of Votes Cast
 PRIMARY ELECTION - AUGUST 2, 2016
 CHRISTIAN COUNTY, MISSOURI
 August 2, 2016 Primary
 OFFICIAL

Date: 8/5/2016
 Time: 12:34:36 PM

GOVERNOR
 (DEMOCRATIC PARTY)

	Reg. Voters	Total Votes	LEONARD JOSEPH STEINMAN II		CHRIS KOSTER		ERIC MORRISON		CHARLES B. WHEELER	
			Votes	%	Votes	%	Votes	%	Votes	%
17. McCracken Normal	1675	24	1	4.17%	20	83.33%	2	8.33%	1	4.17%
Absentee	1675	0	0	-	0	-	0	-	0	-
20. Polk Normal	2297	56	3	5.36%	48	85.71%	4	7.14%	1	1.79%
Absentee	2297	0	0	-	0	-	0	-	0	-
21. Union Chapel #1 Normal	2888	74	3	4.05%	58	78.38%	9	12.16%	4	5.41%
Absentee	2888	0	0	-	0	-	0	-	0	-
22. Rosedale #1A Normal	2308	59	2	3.39%	47	79.66%	8	13.56%	2	3.39%
Absentee	2308	0	0	-	0	-	0	-	0	-
23. Garden Grove Normal	1988	59	0	-	48	81.36%	7	11.86%	4	6.78%
Absentee	1988	0	0	-	0	-	0	-	0	-
24. Northview #1 Normal	3036	83	1	1.20%	67	80.72%	8	9.64%	7	8.43%
Absentee	3036	0	0	-	0	-	0	-	0	-
26. Sparta Normal	1752	59	0	-	46	77.97%	7	11.86%	6	10.17%
Absentee	1752	0	0	-	0	-	0	-	0	-
27. Union Chapel #2 Normal	3177	82	10	12.20%	62	75.61%	9	10.98%	1	1.22%
Absentee	3177	0	0	-	0	-	0	-	0	-
28. Rosedale #2 Normal	1883	46	0	-	37	80.43%	6	13.04%	3	6.52%
Absentee	1883	0	0	-	0	-	0	-	0	-
29. Northview #2 Normal	1942	70	2	2.86%	53	75.71%	9	12.86%	6	8.57%
Absentee	1942	0	0	-	0	-	0	-	0	-
30. Rosedale 1B Normal	2187	57	1	1.75%	48	84.21%	8	14.04%	0	-
Absentee	2187	0	0	-	0	-	0	-	0	-
31. Riverside #2 Normal	2539	54	0	-	43	79.63%	7	12.96%	4	7.41%
Absentee	2539	0	0	-	0	-	0	-	0	-
32. Cassidy #2 Normal	3068	85	1	1.18%	74	87.06%	6	7.06%	4	4.71%
Absentee	3068	0	0	-	0	-	0	-	0	-

Beale
Beale
Beale
Beale

Statement of Votes Cast
 PRIMARY ELECTION - AUGUST 2, 2016
 CHRISTIAN COUNTY, MISSOURI
 August 2, 2016 Primary
 OFFICIAL

Date: 8/5/2016
 Time: 12:34:36 PM

GOVERNOR
 (DEMOCRATIC PARTY)

33. LINCOLN #2	Reg. Voters	Total Votes	LEONARD JOSEPH STEINMAN II		CHRIS KOSTER		ERIC MORRISON		CHARLES B. WHEELER	
			Count	Percentage	Count	Percentage	Count	Percentage	Count	Percentage
Normal	1331	24	1	4.17%	18	75.00%	4	16.67%	1	4.17%
Absentee	1331	0	0	-	0	-	0	-	0	-
Absentee	0	0	0	-	0	-	0	-	0	-
Normal	0	133	5	3.76%	100	75.19%	21	15.79%	7	5.26%
Absentee	0	133	5	3.76%	100	75.19%	21	15.79%	7	5.26%
Total	54835	1418	40	2.82%	1145	80.75%	185	11.84%	68	4.80%
Normal	54835	133	5	3.76%	100	75.19%	21	15.79%	7	5.26%
Absentee	54835	133	5	3.76%	100	75.19%	21	15.79%	7	5.26%
Total	54835	1551	45	2.90%	1245	80.27%	186	11.99%	75	4.84%

Carla Bauer
Michelle Bauer
Michelle Bauer
Michelle Bauer

Statement of Votes Cast
 PRIMARY ELECTION - AUGUST 2, 2016
 CHRISTIAN COUNTY, MISSOURI
 August 2, 2016 Primary
 OFFICIAL

Date: 8/5/2016
 Time: 12:34:36 PM

Jurisdiction	LT. GOVERNOR (DEMOCRATIC PARTY)					SECRETARY OF STATE (DEMOCRATIC PARTY)										
	Reg. Voters	Total Votes	WINSTON APPLE	RUSS CARNAHAN	TOMMIE PIERSON, SR.	Reg. Voters	Total Votes	BILL CLINTON YOUNG	ROBIN SMITH	MID RABBI ALAM						
1. E BENTON / 3. BRUNER Normal	890	12	1	8.33%	10	83.33%	1	8.33%	890	13	7	53.85%	4	30.77%	2	15.38%
Absentee	890	0	0	-	0	-	0	-	890	0	0	-	0	-	0	-
2. WEST BENTON / 14. LINDEN Normal	1713	53	11	20.75%	35	66.04%	7	13.21%	1713	53	9	16.98%	40	75.47%	4	7.55%
Absentee	1713	0	0	-	0	-	0	-	1713	0	0	-	0	-	0	-
4. CHADWICK 16. S. LINN 11. GARRISON 25. SENECA Normal	624	15	3	20.00%	10	66.67%	2	13.33%	624	14	6	42.86%	7	50.00%	1	7.14%
Absentee	624	0	0	-	0	-	0	-	624	0	0	-	0	-	0	-
5. RIVERSIDE #1 Normal	2396	79	11	13.92%	65	82.28%	3	3.80%	2396	77	12	15.58%	60	77.92%	5	6.49%
Absentee	2396	0	0	-	0	-	0	-	2396	0	0	-	0	-	0	-
6. CASSIDY #1 Normal	2404	52	13	25.00%	32	61.54%	7	13.46%	2404	52	15	28.85%	33	63.46%	4	7.69%
Absentee	2404	0	0	-	0	-	0	-	2404	0	0	-	0	-	0	-
7. WEST FINLEY Normal	3023	60	8	13.33%	43	71.67%	9	15.00%	3023	58	14	24.14%	38	65.52%	6	10.34%
Absentee	3023	0	0	-	0	-	0	-	3023	0	0	-	0	-	0	-
8. EAST FINLEY Normal	4267	93	25	26.88%	60	64.52%	8	8.60%	4267	91	23	25.27%	61	67.03%	7	7.69%
Absentee	4267	0	0	-	0	-	0	-	4267	0	0	-	0	-	0	-
9. NORTH GALLOWAY Normal	2602	78	13	16.67%	53	67.95%	12	15.38%	2602	78	9	11.54%	61	78.21%	8	10.26%
Absentee	2602	0	0	-	0	-	0	-	2602	0	0	-	0	-	0	-
10. SOUTH GALLOWAY Normal	1474	23	8	34.78%	13	56.52%	2	8.70%	1474	22	5	22.73%	16	72.73%	1	4.55%
Absentee	1474	0	0	-	0	-	0	-	1474	0	0	-	0	-	0	-
12. LEAD HILL / 18. OLDFIELD Normal	470	20	4	20.00%	16	80.00%	0	-	470	18	5	27.78%	13	72.22%	0	-
Absentee	470	0	0	-	0	-	0	-	470	0	0	-	0	-	0	-
13. LINCOLN #1 Normal	2162	55	9	16.36%	38	69.09%	8	14.55%	2162	53	9	16.98%	40	75.47%	4	7.55%
Absentee	2162	0	0	-	0	-	0	-	2162	0	0	-	0	-	0	-
15. NORTH LINN Normal	739	34	6	17.65%	26	76.47%	2	5.88%	739	32	9	28.12%	18	56.25%	5	15.62%
Absentee	739	0	0	-	0	-	0	-	739	0	0	-	0	-	0	-

Boyle E. Green
 Lt. Governor

Statement of Votes Cast
 PRIMARY ELECTION - AUGUST 2, 2016
 CHRISTIAN COUNTY, MISSOURI
 August 2, 2016 Primary
 OFFICIAL

Date: 8/5/2016
 Time: 12:34:36 PM

LT. GOVERNOR
 (DEMOCRATIC PARTY)

SECRETARY OF STATE
 (DEMOCRATIC PARTY)

	Reg. Voters		WINSTON APPLE		RUSS CARNAHAN		TOMMIE PIERSON, SR.		Reg. Voters		BILL CLINTON YOUNG		ROBIN SMITH		MD RABBI ALAM	
	Total	Votes	Total	Votes	Total	Votes	Total	Votes	Total	Votes	Total	Votes	Total	Votes	Total	Votes
17. McCRAKEN	1675	24	7	29.17%	11	45.83%	6	25.00%	1675	24	5	20.83%	14	58.33%	5	20.83%
Normal	1675	0	0	-	0	-	0	-	1675	0	0	-	0	-	0	-
Absentee	1675	24	7	29.17%	11	45.83%	6	25.00%	1675	24	5	20.83%	14	58.33%	5	20.83%
20. POLK	2297	54	11	20.37%	37	68.52%	6	11.11%	2297	55	13	23.64%	39	70.91%	3	5.45%
Normal	2297	0	0	-	0	-	0	-	2297	0	0	-	0	-	0	-
Absentee	2297	54	11	20.37%	37	68.52%	6	11.11%	2297	55	13	23.64%	39	70.91%	3	5.45%
21. UNION CHAPEL #1	2888	72	9	12.50%	51	70.83%	12	16.67%	2888	70	13	18.57%	48	68.57%	9	12.86%
Normal	2888	0	0	-	0	-	0	-	2888	0	0	-	0	-	0	-
Absentee	2888	72	9	12.50%	51	70.83%	12	16.67%	2888	70	13	18.57%	48	68.57%	9	12.86%
22. ROSEDALE #1A	2308	59	8	13.56%	49	83.05%	2	3.39%	2308	56	12	21.43%	40	71.43%	4	7.14%
Normal	2308	0	0	-	0	-	0	-	2308	0	0	-	0	-	0	-
Absentee	2308	59	8	13.56%	49	83.05%	2	3.39%	2308	56	12	21.43%	40	71.43%	4	7.14%
23. GARDEN GROVE	1988	59	13	22.03%	37	62.71%	9	15.25%	1988	60	14	23.33%	43	71.67%	3	5.00%
Normal	1988	0	0	-	0	-	0	-	1988	0	0	-	0	-	0	-
Absentee	1988	59	13	22.03%	37	62.71%	9	15.25%	1988	60	14	23.33%	43	71.67%	3	5.00%
24. NORTHVIEW #1	3036	80	12	15.00%	60	75.00%	8	10.00%	3036	78	22	28.21%	48	61.54%	8	10.26%
Normal	3036	0	0	-	0	-	0	-	3036	0	0	-	0	-	0	-
Absentee	3036	80	12	15.00%	60	75.00%	8	10.00%	3036	78	22	28.21%	48	61.54%	8	10.26%
26. SPARTA	1752	57	5	8.77%	39	68.42%	13	22.81%	1752	58	18	31.03%	36	62.07%	4	6.90%
Normal	1752	0	0	-	0	-	0	-	1752	0	0	-	0	-	0	-
Absentee	1752	57	5	8.77%	39	68.42%	13	22.81%	1752	58	18	31.03%	36	62.07%	4	6.90%
27. UNION CHAPEL #2	3177	81	18	22.22%	48	58.26%	15	18.52%	3177	77	16	20.78%	52	67.53%	9	11.69%
Normal	3177	0	0	-	0	-	0	-	3177	0	0	-	0	-	0	-
Absentee	3177	81	18	22.22%	48	58.26%	15	18.52%	3177	77	16	20.78%	52	67.53%	9	11.69%
28. ROSEDALE #2	1883	46	11	23.91%	28	60.87%	7	15.22%	1883	43	9	20.93%	30	69.77%	4	9.30%
Normal	1883	0	0	-	0	-	0	-	1883	0	0	-	0	-	0	-
Absentee	1883	46	11	23.91%	28	60.87%	7	15.22%	1883	43	9	20.93%	30	69.77%	4	9.30%
29. NORTHVIEW #2	1942	70	17	24.29%	47	67.14%	6	8.57%	1942	69	9	13.04%	47	68.12%	13	18.84%
Normal	1942	0	0	-	0	-	0	-	1942	0	0	-	0	-	0	-
Absentee	1942	70	17	24.29%	47	67.14%	6	8.57%	1942	69	9	13.04%	47	68.12%	13	18.84%
30. ROSEDALE 1B	2187	57	10	17.54%	40	70.18%	7	12.28%	2187	57	8	14.04%	45	78.95%	4	7.02%
Normal	2187	0	0	-	0	-	0	-	2187	0	0	-	0	-	0	-
Absentee	2187	57	10	17.54%	40	70.18%	7	12.28%	2187	57	8	14.04%	45	78.95%	4	7.02%
31. RIVERSIDE #2	2539	50	6	12.00%	40	80.00%	4	8.00%	2539	48	14	29.17%	29	60.42%	5	10.42%
Normal	2539	0	0	-	0	-	0	-	2539	0	0	-	0	-	0	-
Absentee	2539	50	6	12.00%	40	80.00%	4	8.00%	2539	48	14	29.17%	29	60.42%	5	10.42%
32. CASSIDY #2	3068	81	21	25.93%	54	66.67%	6	7.41%	3068	83	11	13.25%	64	77.11%	8	9.64%
Normal	3068	0	0	-	0	-	0	-	3068	0	0	-	0	-	0	-
Absentee	3068	81	21	25.93%	54	66.67%	6	7.41%	3068	83	11	13.25%	64	77.11%	8	9.64%

Paula Emmons
Don Lewis

Statement of Votes Cast
 PRIMARY ELECTION - AUGUST 2, 2016
 CHRISTIAN COUNTY, MISSOURI
 August 2, 2016 Primary
 OFFICIAL

Date: 8/5/2016
 Time: 12:34:36 PM

	LT. GOVERNOR (DEMOCRATIC PARTY)					SECRETARY OF STATE (DEMOCRATIC PARTY)				
	Reg. Voters	Total Votes	WINSTON APPLE	RUSS CARNAHAN	TOMMIE PIERSON, SR.	Reg. Voters	Total Votes	BILL CLINTON YOUNG	ROBIN SMITH	MD RABBI ALAM
33. LINCOLN #2										
Normal	1331	24	2	15	7	1331	24	3	18	3
Absentee	1331	0	0	0	0	1331	0	0	0	0
ABSENTEE										
Normal	0	0	0	0	0	0	0	0	0	0
Absentee	0	126	24	91	11	0	125	37	84	4
Total	54835	1388	262	957	169	54835	1363	290	944	129
Normal	54835	126	24	91	11	54835	125	37	84	4
Absentee	54835	1514	286	1046	180	54835	1488	327	1028	133
Total										

Paul Beards
Mark Stankus
Don Beards

Statement of Votes Cast
 PRIMARY ELECTION - AUGUST 2, 2016
 CHRISTIAN COUNTY, MISSOURI
 August 2, 2016 Primary
 OFFICIAL

Date: 8/5/2016
 Time: 12:34:36 PM

Jurisdiction Wide	STATE TREASURER (DEMOCRATIC PARTY)				ATTORNEY GENERAL (DEMOCRATIC PARTY)			
	Reg. Voters	Total Votes	PAT CONTRERAS	JUDY BAKER	Reg. Voters	Total Votes	JAKE ZIMMERMAN	TERESA HENSLEY
1. E BENTON / 3. BRUNER Normal	890	12	5 41.67%	7 58.33%	890	13	5 38.46%	8 61.54%
Absentee	890	0	0 -	0 -	890	0	0 -	0 -
2. WEST BENTON / 14. LINDEN Normal	1713	52	22 42.31%	30 57.69%	1713	53	21 39.62%	32 60.38%
Absentee	1713	0	0 -	0 -	1713	0	0 -	0 -
4. CHADWICK 16. S. LINN 11. GARRISON 25. SENECA Normal	624	14	6 42.86%	8 57.14%	624	15	12 80.00%	3 20.00%
Absentee	624	0	0 -	0 -	624	0	0 -	0 -
5. RIVERSIDE #1 Normal	2396	76	24 31.58%	52 68.42%	2396	76	40 52.63%	36 47.37%
Absentee	2396	0	0 -	0 -	2396	0	0 -	0 -
6. CASSIDY #1 Normal	2404	52	23 44.23%	29 55.77%	2404	52	26 50.00%	26 50.00%
Absentee	2404	0	0 -	0 -	2404	0	0 -	0 -
7. WEST FINLEY Normal	3023	56	22 39.29%	34 60.71%	3023	59	31 52.54%	28 47.46%
Absentee	3023	0	0 -	0 -	3023	0	0 -	0 -
8. EAST FINLEY Normal	4267	90	28 31.11%	62 68.89%	4267	92	37 40.22%	55 59.78%
Absentee	4267	0	0 -	0 -	4267	0	0 -	0 -
9. NORTH GALLOWAY Normal	2602	76	23 30.26%	53 69.74%	2602	77	33 42.86%	44 57.14%
Absentee	2602	0	0 -	0 -	2602	0	0 -	0 -
10. SOUTH GALLOWAY Normal	1474	24	11 45.83%	13 54.17%	1474	24	14 58.33%	10 41.67%
Absentee	1474	0	0 -	0 -	1474	0	0 -	0 -
12. LEAD HILL / 18. OLDFIELD Normal	470	20	11 55.00%	9 45.00%	470	20	12 60.00%	8 40.00%
Absentee	470	0	0 -	0 -	470	0	0 -	0 -
13. LINCOLN #1 Normal	2162	56	22 39.29%	34 60.71%	2162	57	24 42.11%	33 57.89%
Absentee	2162	0	0 -	0 -	2162	0	0 -	0 -
15. NORTH LINN Normal	739	30	14 46.67%	16 53.33%	739	33	18 54.55%	15 45.45%
Absentee	739	0	0 -	0 -	739	0	0 -	0 -

Carole Brantley
Tom Lewis

Statement of Votes Cast
 PRIMARY ELECTION - AUGUST 2, 2016
 CHRISTIAN COUNTY, MISSOURI
 August 2, 2016 Primary
 OFFICIAL

Date: 8/5/2016
 Time: 12:34:36 PM

	STATE TREASURER (DEMOCRATIC PARTY)				ATTORNEY GENERAL (DEMOCRATIC PARTY)			
	Reg. Voters	Total Votes	PAT CONTRERAS	JUDY BAKER	Reg. Voters	Total Votes	JAKE ZIMMERMAN	TERESA HENSLEY
17. MCCracken Normal	1675	24	11 45.83%	13 54.17%	1675	24	8 33.33%	16 66.67%
Absentee	1675	0	0 -	0 -	1675	0	0 -	0 -
20. POLK Normal	2297	54	15 27.78%	39 72.22%	2297	54	23 42.59%	31 57.41%
Absentee	2297	0	0 -	0 -	2297	0	0 -	0 -
21. UNION CHAPEL #1 Normal	2888	71	28 39.44%	43 60.56%	2888	70	34 48.57%	36 51.43%
Absentee	2888	0	0 -	0 -	2888	0	0 -	0 -
22. ROSEDALE #1A Normal	2308	56	22 39.29%	34 60.71%	2308	56	32 57.14%	24 42.86%
Absentee	2308	0	0 -	0 -	2308	0	0 -	0 -
23. GARDEN GROVE Normal	1988	57	20 35.09%	37 64.91%	1988	59	21 35.59%	38 64.41%
Absentee	1988	0	0 -	0 -	1988	0	0 -	0 -
24. NORTHVIEW #1 Normal	3036	78	29 37.18%	49 62.82%	3036	82	43 52.44%	39 47.56%
Absentee	3036	0	0 -	0 -	3036	0	0 -	0 -
26. SPARTA Normal	1752	58	18 31.03%	40 68.97%	1752	58	33 56.90%	25 43.10%
Absentee	1752	0	0 -	0 -	1752	0	0 -	0 -
27. UNION CHAPEL #2 Normal	3177	76	28 36.84%	48 63.16%	3177	79	36 45.57%	43 54.43%
Absentee	3177	0	0 -	0 -	3177	0	0 -	0 -
28. ROSEDALE #2 Normal	1883	44	12 27.27%	32 72.73%	1883	44	16 36.36%	28 63.64%
Absentee	1883	0	0 -	0 -	1883	0	0 -	0 -
29. NORTHVIEW #2 Normal	1942	68	25 36.76%	43 63.24%	1942	70	31 44.29%	39 55.71%
Absentee	1942	0	0 -	0 -	1942	0	0 -	0 -
30. ROSEDALE 1B Normal	2187	58	17 29.31%	41 70.69%	2187	59	27 45.76%	32 54.24%
Absentee	2187	0	0 -	0 -	2187	0	0 -	0 -
31. RIVERSIDE #2 Normal	2539	47	13 27.66%	34 72.34%	2539	51	19 37.25%	32 62.75%
Absentee	2539	0	0 -	0 -	2539	0	0 -	0 -
32. CASSIDY #2 Normal	3068	80	30 37.50%	50 62.50%	3068	82	48 58.54%	34 41.46%
Absentee	3068	0	0 -	0 -	3068	0	0 -	0 -

Paula Evans
Paula Evans

Statement of Votes Cast
 PRIMARY ELECTION - AUGUST 2, 2016
 CHRISTIAN COUNTY, MISSOURI
 August 2, 2016 Primary
 OFFICIAL

Date: 8/5/2016
 Time: 12:34:36 PM

33. LINCOLN #2	STATE TREASURER (DEMOCRATIC PARTY)				ATTORNEY GENERAL (DEMOCRATIC PARTY)			
	Reg. Voters	Total Votes	PAT CONTRERAS	JUDY BAKER	Reg. Voters	Total Votes	JAKE ZIMMERMAN	TERESA HENSLEY
Normal	1331	23	11 47.83%	12 52.17%	1331	24	12 50.00%	12 50.00%
Absentee	1331	0	0 -	0 -	1331	0	0 -	0 -
ABSENTEE								
Normal	0	0	0 -	0 -	0	0	0 -	0 -
Absentee	0	123	40 32.52%	83 67.48%	0	129	58 44.96%	71 55.04%
Total								
Normal	54835	1352	490 36.24%	862 63.76%	54835	1383	656 47.43%	727 52.57%
Absentee	54835	123	40 32.52%	83 67.48%	54835	129	58 44.96%	71 55.04%
Total	54835	1475	530 35.93%	945 64.07%	54835	1512	714 47.22%	798 52.78%

Handwritten signature

*Paula E. Smith
 State Treasurer*

Handwritten signature

Statement of Votes Cast
 PRIMARY ELECTION - AUGUST 2, 2016
 CHRISTIAN COUNTY, MISSOURI
 August 2, 2016 Primary
 OFFICIAL

Date: 8/5/2016
 Time: 12:34:36 PM

Jurisdiction	U.S. REP DIST 7 (DEMOCRATIC PARTY)				STATE REP DIST 140 (DEMOCRATIC PARTY)			COUNTY COMMISSIONER EAST DIST. (DEMOCRATIC PARTY)			
	Reg. Voters	Total Votes	GENEVIEVE (GEN) WILLIAMS	CAMILLE LOMBARDI-OLIVE	STEVEN REED	Reg. Voters	Total Votes	JIM BILLEDO	Reg. Voters	Total Votes	SUE ANN CHILDERS
1. E BENTON / 3. BRUNER Normal	890	12	3 25.00%	3 25.00%	6 50.00%	890	13	13 100.00%	890	11	11 100.00%
Absentee	890	0	0 -	0 -	0 -	890	0	0 -	890	0	0 -
2. WEST BENTON / 14. LINDEN Normal	1713	52	23 44.23%	14 26.92%	15 28.85%	1713	49	49 100.00%	1713	52	52 100.00%
Absentee	1713	0	0 -	0 -	0 -	1713	0	0 -	1713	0	0 -
4. CHADWICK 16. S. LINN 11. GARRISON 25. SENECA Normal	624	14	6 42.86%	3 21.43%	5 35.71%	624	13	13 100.00%	624	13	13 100.00%
Absentee	624	0	0 -	0 -	0 -	624	0	0 -	624	0	0 -
5. RIVERSIDE #1 Normal	2396	76	48 63.16%	13 17.11%	15 19.74%	2396	72	72 100.00%	2396	75	75 100.00%
Absentee	2396	0	0 -	0 -	0 -	2396	0	0 -	2396	0	0 -
6. CASSIDY #1 Normal	2404	51	30 58.82%	12 23.53%	9 17.65%	2404	50	50 100.00%	2404	51	51 100.00%
Absentee	2404	0	0 -	0 -	0 -	2404	0	0 -	2404	0	0 -
7. WEST FINLEY Normal	3023	58	32 55.17%	7 12.07%	19 32.76%	3023	59	59 100.00%	3023	58	58 100.00%
Absentee	3023	0	0 -	0 -	0 -	3023	0	0 -	3023	0	0 -
8. EAST FINLEY Normal	4267	92	51 55.43%	17 18.48%	24 26.09%	4267	91	91 100.00%	4267	90	90 100.00%
Absentee	4267	0	0 -	0 -	0 -	4267	0	0 -	4267	0	0 -
9. NORTH GALLOWAY Normal	2602	78	43 55.13%	16 20.51%	19 24.36%	137	8	8 100.00%	-	-	-
Absentee	2602	0	0 -	0 -	0 -	137	0	0 -	-	-	-
10. SOUTH GALLOWAY Normal	1474	24	13 54.17%	4 16.67%	7 29.17%	154	1	1 100.00%	-	-	-
Absentee	1474	0	0 -	0 -	0 -	154	0	0 -	-	-	-
12. LEAD HILL / 18. OLDFIELD Normal	470	19	11 57.89%	3 15.79%	5 26.32%	470	18	18 100.00%	470	19	19 100.00%
Absentee	470	0	0 -	0 -	0 -	470	0	0 -	470	0	0 -
13. LINCOLN #1 Normal	2162	54	34 62.96%	10 18.52%	10 18.52%	-	-	-	-	-	-
Absentee	2162	0	0 -	0 -	0 -	-	-	-	-	-	-
15. NORTH LINN Normal	739	32	14 43.75%	10 31.25%	8 25.00%	739	27	27 100.00%	739	28	28 100.00%
Absentee	739	0	0 -	0 -	0 -	739	0	0 -	739	0	0 -

Carol Egan
For County

Statement of Votes Cast
 PRIMARY ELECTION - AUGUST 2, 2016
 CHRISTIAN COUNTY, MISSOURI
 August 2, 2016 Primary
 OFFICIAL

Date: 8/5/2016
 Time: 12:34:36 PM

	U.S. REP DIST 7 (DEMOCRATIC PARTY)				STATE REP DIST 140 (DEMOCRATIC PARTY)			COUNTY COMMISSIONER EAST DIST. (DEMOCRATIC PARTY)			
	Reg. Voters	Total Votes	GENEVIEVE (GEN) WILLIAMS	CAMILLE LOMBARDI- OLIVE	STEVEN REED	Reg. Voters	Total Votes	JIM BILLED0	Reg. Voters	Total Votes	SUE ANN CHILDERS
17. McCRACKEN Normal	1675	24	13	6	5	1675	23	23	1675	23	23
Absentee	1675	0	0	0	0	1675	0	0	1675	0	0
20. POLK Normal	2297	52	32	11	9	-	-	-	-	-	-
Absentee	2297	0	0	0	0	-	-	-	-	-	-
21. UNION CHAPEL #1 Normal	2888	68	26	18	25	-	-	-	-	-	-
Absentee	2888	0	0	0	0	-	-	-	-	-	-
22. ROSEDALE #1A Normal	2308	57	29	14	14	-	-	-	-	-	-
Absentee	2308	0	0	0	0	-	-	-	-	-	-
23. GARDEN GROVE Normal	1988	57	37	7	13	-	-	-	-	-	-
Absentee	1988	0	0	0	0	-	-	-	-	-	-
24. NORTHVIEW #1 Normal	3036	79	37	20	22	-	-	-	-	-	-
Absentee	3036	0	0	0	0	-	-	-	-	-	-
26. SPARTA Normal	1752	59	17	19	23	1752	56	56	1752	55	55
Absentee	1752	0	0	0	0	1752	0	0	1752	0	0
27. UNION CHAPEL #2 Normal	3177	74	43	17	14	-	-	-	-	-	-
Absentee	3177	0	0	0	0	-	-	-	-	-	-
28. ROSEDALE #2 Normal	1883	46	25	11	10	-	-	-	-	-	-
Absentee	1883	0	0	0	0	-	-	-	-	-	-
29. NORTHVIEW #2 Normal	1942	68	31	21	16	-	-	-	-	-	-
Absentee	1942	0	0	0	0	-	-	-	-	-	-
30. ROSEDALE 1B Normal	2187	59	27	12	20	-	-	-	-	-	-
Absentee	2187	0	0	0	0	-	-	-	-	-	-
31. RIVERSIDE #2 Normal	2539	50	27	14	9	2539	50	50	2539	53	53
Absentee	2539	0	0	0	0	2539	0	0	2539	0	0
32. CASSIDY #2 Normal	3068	82	53	10	19	3068	83	83	3068	83	83
Absentee	3068	0	0	0	0	3068	0	0	3068	0	0

Carol Grant
Michelle Grant