

**Statement of Votes Cast
SPECIAL ELECTION CHRISTIAN COUNTY, MISSOURI TUESDAY, NOVEMBER 5, 2013
110513 Special Election**

Date: November 5,
Time: 8:27:52 PM
Page 1 of 1

Jurisdiction Wide	Turnout			PROP A			FOR THE PROPOSITION		AGAINST THE PROPOSITION	
	Reg. Voters	Ballots Cast	% Turnout	Reg. Voters	Total Votes					
EAST BENTON/ BRUNER	890	102	11.46%	890	102	6	5.88%	96	94.12%	
WEST BENTON/ LINDEN	1691	141	8.34%	1691	141	26	18.44%	115	81.56%	
CHADWICK/ SOUTH LINN/ GARRISON/ SENECA	627	70	11.16%	627	70	5	7.14%	65	92.86%	
RIVERSIDE 1	2378	155	6.52%	2378	155	29	18.71%	126	81.29%	
CASSIDY	2404	123	5.12%	2404	123	29	23.58%	94	76.42%	
WEST FINLEY	2928	233	7.96%	2928	233	45	19.31%	188	80.69%	
EAST FINLEY	4167	370	8.88%	4167	370	70	18.92%	300	81.08%	
NORTH GALLOWAY	2557	217	8.49%	2557	217	40	18.43%	177	81.57%	
SOUTH GALLOWAY	1441	140	9.72%	1441	140	12	8.57%	128	91.43%	
LEAD HILL/ OLDFIELD	481	62	12.89%	481	62	5	8.06%	57	91.94%	
LINCOLN	2519	165	6.55%	2519	165	28	16.97%	137	83.03%	
NORTH LINN	736	105	14.27%	736	105	12	11.43%	93	88.57%	
MCCRACKEN	1606	185	11.52%	1606	185	24	12.97%	161	87.03%	
POLK	2280	196	8.60%	2280	196	41	20.92%	155	79.08%	
UNION CHAPEL 1	2825	241	8.53%	2825	241	61	25.31%	180	74.69%	
ROSEDALE 1A	2273	150	6.60%	2273	150	36	24.00%	114	76.00%	
GARDEN GROVE	1978	118	5.97%	1978	118	20	16.95%	98	83.05%	
NORTHVIEW #1	2752	178	6.47%	2752	178	44	24.72%	134	75.28%	
SPARTA	1758	166	9.44%	1758	166	20	12.05%	146	87.95%	
UNION CHAPEL 2	3137	220	7.01%	3137	220	44	20.00%	176	80.00%	
ROSEDALE 2	1840	188	10.22%	1840	188	34	18.09%	154	81.91%	
NORTHVIEW 2	1932	140	7.25%	1932	140	41	26.92%	99	70.71%	
ROSEDALE 1B	2150	106	4.93%	2150	106	9	8.49%	97	91.51%	
RIVERSIDE #2	2391	214	8.95%	2391	214	49	22.90%	165	77.10%	
CASSIDY #2	2857	214	7.49%	2857	214	64	29.91%	150	70.09%	
LINCOLN #2	841	78	9.27%	841	78	15	18.23%	63	80.77%	
Absentee Voters	-	436	-	0	434	152	35.02%	282	64.98%	
Total	53439	4277	8.00%	53439	4277	809	18.92%	3468	81.08%	
Poling	53439	436	0.82%	53439	434	152	35.02%	282	64.98%	
Absentee	53439	4713	8.82%	53439	4711	961	20.40%	3750	79.60%	

Steve Stumpf
Mike Greiner
Steve Russell

SPECIAL ELECTION CHRISTIAN COUNTY, MISSOURI TUESDAY, NOVEMBER 5, 2013

Tuesday, November 5 2013
 110513 Special Election(Official)

PROP A Vote For 1

Precinct\Detail	Vote Count	Overvote	Undervote
EAST BENTON/ BRUNER	102	0	0
WEST BENTON/ LINDEN	141	0	0
CHADWICK/ SOUTH LINN/ GARRISON/ SENECA	70	0	0
RIVERSIDE 1	155	0	0
CASSIDY	123	0	0
WEST FINLEY	233	0	0
EAST FINLEY	370	0	0
NORTH GALLOWAY	217	0	0
SOUTH GALLOWAY	140	0	0
LEAD HILL/ OLDFIELD	62	0	0
LINCOLN	165	0	0
NORTH LINN	105	0	0
McCRACKEN	185	0	0
POLK	196	0	0
UNION CHAPEL 1	241	0	0
ROSEDALE 1A	150	0	0
GARDEN GROVE	118	0	0
NORTHVIEW #1	178	0	0

11/06/2013 9:18 AM

[Handwritten signatures]
 [Illegible handwritten signatures]

Precinct\Detail	Vote Count	Overvote	Undervote
SPARTA	166	0	0
UNION CHAPEL 2	220	0	0
ROSEDALE 2	188	0	0
NORTHVIEW 2	140	0	0
ROSEDALE 1B	106	0	0
RIVERSIDE #2	214	0	0
CASSIDY #2	214	0	0
LINCOLN #2	78	0	0
Absentee Voters	434	0	2
Total	4711	0	2

11/06/2013 9:18 AM

Tom Russell
John Graham Carol Esch

SPECIAL ELECTION CHRISTIAN COUNTY, MISSOURI TUESDAY, NOVEMBER 5, 2013
 Tuesday, November 5 2013
 110513 Special Election(Official)

Wednesday, November 6 2013 09:18:08

Precinct	Ballotstyle	Party	Count	Registered	%
EAST BENTON/ BRUNER	1	NP	102	890	11.46%
WEST BENTON/ LINDEN	1	NP	141	1691	8.34%
CHADWICK/ SOUTH LINN/ GARRISON/ SENECA RIVERSIDE 1	1	NP	70	627	11.16%
CASSIDY	1	NP	123	2404	5.12%
WEST FINLEY	1	NP	233	2928	7.96%
EAST FINLEY	1	NP	370	4167	8.88%
NORTH GALLOWAY	1	NP	217	2557	8.49%
SOUTH GALLOWAY	1	NP	140	1441	9.72%
LEAD HILL/ OLDFIELD	1	NP	62	481	12.89%
Absentee Voters	1	NP	436	0	N/A
LINCOLN	1	NP	165	2519	6.55%
NORTH LINN	1	NP	105	736	14.27%
McCRACKEN	1	NP	185	1606	11.52%
POLK	1	NP	196	2280	8.60%
UNION CHAPEL 1	1	NP	241	2825	8.53%
ROSEDALE 1A	1	NP	150	2273	6.60%
GARDEN GROVE	1	NP	118	1978	5.97%
NORTHVIEW #1	1	NP	178	2752	6.47%
SPARTA	1	NP	166	1758	9.44%

[Handwritten signatures]
 [Illegible signature]
 [Illegible signature]
 [Illegible signature]

SPECIAL ELECTION CHRISTIAN COUNTY, MISSOURI TUESDAY, NOVEMBER 5, 2013

Tuesday, November 5 2013

110513 Special Election(Official)

Wednesday, November 6 2013 09:18:08

Precinct	Ballotstyle	Party	Count	Registered	%
UNION CHAPEL 2	1	NP	220	3137	7.01%
ROSEDALE 2	1	NP	188	1840	10.22%
NORTHVIEW 2	1	NP	140	1932	7.25%
ROSEDALE 1B	1	NP	106	2150	4.93%
RIVERSIDE #2	1	NP	214	2391	8.95%
CASSIDY #2	1	NP	214	2857	7.49%
LINCOLN #2	1	NP	78	841	9.27%
Total				53439	8.82%

W. W. ...
Carl Essin
John L. ...
Dina ...

Precinct Summary
SPECIAL ELECTION CHRISTIAN COUNTY, MISSOURI TUESDAY, NOVEMBER 5, 2013
Tuesday, November 5 2013
110513 Special Election(Official)

Wednesday, November 6 2013 09:16:26



Precinct ID: 0100 Name: EAST BENTON/ BRUNER

Total Page Count: 102

PROP A (Vote For 1)

Total: 10

	Total
FOR THE PROPOSITION	6
AGAINST THE PROPOSITION	96
UNDERVOTE	0
OVERVOTE	0



PROP A (Vote For 1)

Total: 14

	Total
FOR THE PROPOSITION	26
AGAINST THE PROPOSITION	115
UNDERVOTE	0
OVERVOTE	0

[Handwritten signatures]
Liza Cassel
Paul H. ...
Carle ...

PROP A (Vote For 1)

Total: 7

	Total
FOR THE PROPOSITION	5
AGAINST THE PROPOSITION	65
UNDERVOTE	0
OVERVOTE	0

[Handwritten signatures]
Jim Kusser
Kathleen Miller
Cecile [unclear]

PROP A (Vote For 1)

Total: 15

	Total
FOR THE PROPOSITION	29
AGAINST THE PROPOSITION	126
UNDERVOTE	0
OVERVOTE	0

[Handwritten signatures]
Tom Currier
John Fuller
Carol Currier

PROP A (Vote For 1)

Total: 12

	Total
FOR THE PROPOSITION	29
AGAINST THE PROPOSITION	94
UNDERVOTE	0
OVERVOTE	0

[Handwritten signature]

For Bureau
Bob Miller
Carl Esent

Total Page Count: 233

PROP A (Vote For 1)

Total: 23

	Total
FOR THE PROPOSITION	45
AGAINST THE PROPOSITION	188
UNDERVOTE	0
OVERVOTE	0

[Handwritten signature]

Lisa Russell

John O'Leary

Carl Esposito

Total Page Count: 370

PROP A (Vote For 1)

Total: 37

	Total
FOR THE PROPOSITION	70
AGAINST THE PROPOSITION	300
UNDERVOTE	0
OVERVOTE	0

~~xxxxxx~~

John W. Russell
Cecil Essert

PROP A (Vote For 1)

Total: 21

	Total
FOR THE PROPOSITION	40
AGAINST THE PROPOSITION	177
UNDERVOTE	0
OVERVOTE	0

[Handwritten signatures]
Zoe Ruses
John Brogan
Caleb Essent

Total Page Count: 140

PROP A (Vote For 1)

Total: 14

	Total
FOR THE PROPOSITION	12
AGAINST THE PROPOSITION	128
UNDERVOTE	0
OVERVOTE	0

[Handwritten signature]

Paul Onda *Tom Russell*
Carl Everett

Total Page Count: 62

PROP A (Vote For 1)

Total: 6

	Total
FOR THE PROPOSITION	5
AGAINST THE PROPOSITION	57
UNDERVOTE	0
OVERVOTE	0

[Handwritten signatures]
Paul Graham
Drew Russell
Carle Esposito

Total Page Count: 165

PROP A (Vote For 1)

Total: 16

	Total
FOR THE PROPOSITION	28
AGAINST THE PROPOSITION	137
UNDERVOTE	0
OVERVOTE	0

W. Stachay
Paul Graham *Tom Kessel*
Carl Esch

PROP A (Vote For 1)

Total: 10

	Total
FOR THE PROPOSITION	12
AGAINST THE PROPOSITION	93
UNDERVOTE	0
OVERVOTE	0

Secretary
John Graham *Jim Russell*
Carol Esposito

Total Page Count: 185

PROP A (Vote For 1)

Total: 18

	Total
FOR THE PROPOSITION	24
AGAINST THE PROPOSITION	161
UNDERVOTE	0
OVERVOTE	0

[Handwritten signature]

[Handwritten signatures: Paul Brennan, Tom Jones, Carl Esposito]

PROP A (Vote For 1)

Total: 19

	Total
FOR THE PROPOSITION	41
AGAINST THE PROPOSITION	155
UNDERVOTE	0
OVERVOTE	0

[Handwritten signature]

*Jim Graham Cash Essex
Jim Hunt*

PROP A (Vote For 1)

Total: 24

	Total
FOR THE PROPOSITION	61
AGAINST THE PROPOSITION	180
UNDERVOTE	0
OVERVOTE	0



[Handwritten signature]

[Handwritten signatures: Paul Erickson, Tom Russell]

PROP A (Vote For 1)

Total: 15

	Total
FOR THE PROPOSITION	36
AGAINST THE PROPOSITION	114
UNDERVOTE	0
OVERVOTE	0


 *John Graham Jim Ames*
Carl Esentz

PROP A (Vote For 1)

Total: 11

	Total
FOR THE PROPOSITION	20
AGAINST THE PROPOSITION	98
UNDERVOTE	0
OVERVOTE	0

Michael J. ...

*William ...
Carl ...*

PROP A (Vote For 1)

Total: 17

	Total
FOR THE PROPOSITION	44
AGAINST THE PROPOSITION	134
UNDERVOTE	0
OVERVOTE	0

John Brown
John Brown
John Brown
John Brown
John Brown

PROP A (Vote For 1)

Total: 16

	Total
FOR THE PROPOSITION	20
AGAINST THE PROPOSITION	146
UNDERVOTE	0
OVERVOTE	0

Secretary
Richardson Earl Epstein
Tom Bussey

PROP A (Vote For 1)

Total: 22

	Total
FOR THE PROPOSITION	44
AGAINST THE PROPOSITION	176
UNDERVOTE	0
OVERVOTE	0

[Handwritten signature]

Paul Esch
Tom Busel

PROP A (Vote For 1)

Total: 18

	Total
FOR THE PROPOSITION	34
AGAINST THE PROPOSITION	154
UNDERVOTE	0
OVERVOTE	0

[Handwritten signature]

John Graham Tom Busse
Carla Esposito

PROP A (Vote For 1)

Total: 14

	Total
FOR THE PROPOSITION	41
AGAINST THE PROPOSITION	99
UNDERVOTE	0
OVERVOTE	0

[Handwritten signature]

[Handwritten signatures: Paul Graham, Carl Esch, Jan Russell]

PROP A (Vote For 1)

Total: 10

	Total
FOR THE PROPOSITION	9
AGAINST THE PROPOSITION	97
UNDERVOTE	0
OVERVOTE	0

William
Carl Cassin
John Cochran
Tom Cassin

PROP A (Vote For 1)

Total: 21

1
11

	Total
FOR THE PROPOSITION	49
AGAINST THE PROPOSITION	165
UNDERVOTE	0
OVERVOTE	0

[Handwritten signatures]
 Carl Essex
 John Erickson
 Joe Russell

PROP A (Vote For 1)

Total: 21

	Total
FOR THE PROPOSITION	64
AGAINST THE PROPOSITION	150
UNDERVOTE	0
OVERVOTE	0

Robertson
Carl Green


John Emberton


Tom Russell


PROP A (Vote For 1)

Total: 7

	Total
FOR THE PROPOSITION	15
AGAINST THE PROPOSITION	63
UNDERVOTE	0
OVERVOTE	0


Carl Esent





PROP A (Vote For 1)

Total: 43

	Total
FOR THE PROPOSITION	152
AGAINST THE PROPOSITION	282
UNDERVOTE	2
OVERVOTE	0

*Restoration of
Cave Easement*
John K. Cochran
For Council

SPECIAL ELECTION CHRISTIAN COUNTY, MISSOURI TUESDAY, NOVEMBER 5, 2013
110513 Special Election

Date: November 5,
Time: 8:28:50 PM
Page 1 of 1

Registered Voters 53,439 – Total Ballots 4,713 8.82%

27 of 27 Precincts Reporting 100.00%

PROP A		
Number of Precincts	27	
Precincts Reporting	27	100.00%
Vote For	1	
Total Votes	4,711	
FOR THE PROPOSITION	961	20.40%
AGAINST THE PROPOSITION	3,750	79.60%

Carole Esch
Carole Esch

Jim Gruba
Jim Gruba

Election Detail
 SPECIAL ELECTION CHRISTIAN COUNTY, MISSOURI TUESDAY, NOVEMBER 5, 2013
 Tuesday, November 5 2013
 110513 Special Election(Official)

Total Ballots: 4713

Voter Turnout: 8.82%

Wednesday, November 6 2013 09:17:21

PROP A

Vote For: 1

Total Votes Cast: 4711 of 4713

	Total	ElectDay	Abs	Prov	EV	Adj	MI
AGAINST THE PROPOSITION	3750	3468	282	0	0	0	(
FOR THE PROPOSITION	961	809	152	0	0	0	(
UNDERVOTE	2	0	2	0	0	0	
OVERVOTE	0	0	0	0	0	0	
INVALID	0	0	0	0	0	0	