



**CERTIFICATION OF MISSOURI ELECTION RETURNS**

**NOVEMBER 6, 2012  
GENERAL ELECTION**

Note – This form, attached to the  
Election results, must be forwarded to:

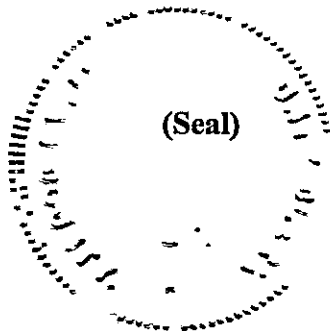
**Robin Carnahan  
Secretary of State  
Kirkpatrick State Information Center  
PO Box 1767  
Jefferson City, MO 65102**

as provided by 115.507, RSMo.

State of Missouri                            )  
  ) ss.  
County of Christian                    )

I, Kay Brown, Election Authority for the

County of Christian, hereby certify the attached document to be a  
true, correct and complete abstract of all the votes cast in said county for all candidates and ballot  
issues at the General Election held on November 6, 2012, as shown by the returns from the different  
voting polling places or precincts in said county, and as verified by the verification board as  
provided in §115.507 RSMo.



**IN TESTIMONY WHEREOF**, I hereunto set my  
hand and affix the seal of the County, at my office in

Ozark, Missouri  
(City)

this 9th day of November, 2012.

\_\_\_\_\_  
Election Authority

November 6, 2012  
General Election  
Certification of Ballots Cast and Counted  
**At The Polls**

|                     |                  |
|---------------------|------------------|
| <b>City/County:</b> | CHRISTIAN COUNTY |
|---------------------|------------------|

|   |  |    |
|---|--|----|
| 1 | Number of polling places for this election | 27 |
|---|--|----|


|   |  |        |
|---|--|--------|
| 2 | Number of optical scan ballots cast at polls | 38,094 |
|---|--|--------|

|   |   |    |
|---|---|----|
| 3 | Number of ballots cast on DREs at polls | 85 |
|---|---|----|

|   |   |        |
|---|---|--------|
| 4 | Total number of ballots cast at polls (2+3) | 38,179 |
|---|---|--------|

|   |  |    |
|---|--|----|
| 5 | Number of voting precincts for this election | 27 |
|---|--|----|

Please attach to the Certification of Election



Kay Blount  
Signature of Election Authority

November 9, 2012  
Date

**November 6, 2012**  
**General Election**  
**Certification of Ballots Cast and Counted**

**Provisional Ballots**

|                     |           |
|---------------------|-----------|
| <b>City/County:</b> | Christian |
|---------------------|-----------|

|   |  |    |
|---|--|----|
| 1 | Total number of Provisional ballots cast | 31 |
|---|--|----|

|   |  |  |
|---|--|--|
| 2 | Reasons for rejecting Provisional ballots<br>(Enter number of ballots rejected for each reason listed below) |  |
|---|--|--|

|    |   |    |
|----|---|----|
| 2a | The voter was not in the correct polling place (§115.430.5 RSMo)                                    | 2  |
| 2b | The voter was not registered/eligible (§115.430.5 RSMo)   | 19 |
| 2c | Voter voted regular ballot, absentee ballot, or otherwise in this election (§115.430.5 RSMo)        |    |
| 2d | Information on provisional ballot envelope is not correct, complete, and accurate (§115.430.5 RSMo) | 3  |

|   |   |    |
|---|---|----|
| 3 | Total number of Provisional ballots rejected (total of 2a through 2d) | 24 |
|---|---|----|

|   |   |   |
|---|---|---|
| 4 | Total number of Provisional ballots counted | 7 |
|---|---|---|

  
\_\_\_\_\_  
Signature of Election Authority

November 9, 2012  
\_\_\_\_\_  
Date

**Election Summary Report  
GENERAL ELECTION NOVEMBER 6, 2012 CHRISTIAN COUNTY,  
MISSOURI  
110612 General  
OFFICIAL**

Date: November  
Time: 11:36:32  
Page 1 of 4

Registered Voters 54,693 - Total Ballots 38,189 - 3 = 38,186

27 of 27 Precincts Reporting 100.00%

**PRESIDENT AND VICE PRESIDENT**

|                     |        |         |
|---------------------|--------|---------|
| Number of Precincts | 27     |         |
| Precincts Reporting | 27     | 100.00% |
| Vote For            | 1      |         |
| Total Votes         | 38,093 |         |

|                                  |        |        |
|----------------------------------|--------|--------|
| BARACK OBAMA JOE BIDEN (DEM)     | 9,813  | 25.76% |
| MITT ROMNEY PAUL RYAN (REP)      | 27,473 | 72.12% |
| GARY JOHNSON JAMES P. GRAY (LIB) | 566    | 1.49%  |
| VIRGIL GOODE JIM CLYMER (CST)    | 112    | 0.29%  |
| Write In                         | 129    | 0.34%  |

**LIEUTENANT GOVERNOR**

|                     |        |         |
|---------------------|--------|---------|
| Number of Precincts | 27     |         |
| Precincts Reporting | 27     | 100.00% |
| Vote For            | 1      |         |
| Total Votes         | 37,233 |         |

|                        |        |        |
|------------------------|--------|--------|
| SUSAN MONTEE (DEM)     | 11,037 | 29.64% |
| PETER KINDER (REP)     | 24,174 | 64.93% |
| MATTHEW COPPLE (LIB)   | 966    | 2.59%  |
| CYNTHIA L. DAVIS (CST) | 1,041  | 2.80%  |
| Write In               | 15     | 0.04%  |

**U.S. SENATOR**

|                     |        |         |
|---------------------|--------|---------|
| Number of Precincts | 27     |         |
| Precincts Reporting | 27     | 100.00% |
| Vote For            | 1      |         |
| Total Votes         | 37,567 |         |

|                        |        |        |
|------------------------|--------|--------|
| CLAIRE McCASKILL (DEM) | 14,312 | 38.10% |
| TODD AKIN (REP)        | 20,383 | 54.26% |
| JONATHAN DINE (LIB)    | 2,774  | 7.38%  |
| Write In               | 98     | 0.26%  |

**SECRETARY OF STATE**

|                     |        |         |
|---------------------|--------|---------|
| Number of Precincts | 27     |         |
| Precincts Reporting | 27     | 100.00% |
| Vote For            | 1      |         |
| Total Votes         | 37,030 |         |

|                         |        |        |
|-------------------------|--------|--------|
| JASON KANDER (DEM)      | 10,636 | 28.72% |
| SHANE SCHOELLER (REP)   | 25,204 | 68.06% |
| CISSE W. SPRAGINS (LIB) | 863    | 2.33%  |
| JUSTIN HARTER (CST)     | 315    | 0.85%  |
| Write In                | 12     | 0.03%  |

**GOVERNOR**

|                     |        |         |
|---------------------|--------|---------|
| Number of Precincts | 27     |         |
| Precincts Reporting | 27     | 100.00% |
| Vote For            | 1      |         |
| Total Votes         | 37,768 |         |

|                               |        |        |
|-------------------------------|--------|--------|
| JEREMIAH W. (JAY) NIXON (DEM) | 15,000 | 39.72% |
| DAVID (DAVE) SPENCE (REP)     | 21,902 | 57.99% |
| JIM HIGGINS (LIB)             | 852    | 2.26%  |
| Write In                      | 14     | 0.04%  |

**STATE TREASURER**

|                     |        |         |
|---------------------|--------|---------|
| Number of Precincts | 27     |         |
| Precincts Reporting | 27     | 100.00% |
| Vote For            | 1      |         |
| Total Votes         | 36,598 |         |

|                     |        |        |
|---------------------|--------|--------|
| CLINT ZWEIFEL (DEM) | 11,903 | 32.52% |
| COLE McNARY (REP)   | 23,263 | 63.56% |
| SEAN O'TOOLE (LIB)  | 1,415  | 3.87%  |
| Write In            | 17     | 0.05%  |

*Liz Cusset  
Caleb Essick  
Payne Howell  
Susan Powell*

**Election Summary Report**  
**GENERAL ELECTION NOVEMBER 6, 2012 CHRISTIAN COUNTY,**  
**MISSOURI**  
**110612 General**  
**OFFICIAL**

Date: November  
 Time: 11:36:32  
 Page 2 of 4

Registered Voters 54,693 - Total Ballots 38,189 -3 = 38,186

27 of 27 Precincts Reporting 100.00%

**ATTORNEY GENERAL**

|                     |        |         |
|---------------------|--------|---------|
| Number of Precincts | 27     |         |
| Precincts Reporting | 27     | 100.00% |
| Vote For            | 1      |         |
| Total Votes         | 36,946 |         |

|                     |        |        |
|---------------------|--------|--------|
| CHRIS KOSTER (DEM)  | 15,186 | 41.10% |
| ED MARTIN (REP)     | 20,516 | 55.53% |
| DAVE BROWNING (LIB) | 1,224  | 3.31%  |
| Write In            | 20     | 0.05%  |

**STATE REP, DISTRICT 140**

|                     |        |         |
|---------------------|--------|---------|
| Number of Precincts | 16     |         |
| Precincts Reporting | 16     | 100.00% |
| Vote For            | 1      |         |
| Total Votes         | 15,519 |         |

|                   |        |        |
|-------------------|--------|--------|
| LYNN MORRIS (REP) | 15,284 | 98.49% |
| Write In          | 235    | 1.51%  |

**U.S. REPRESENTATIVE, DISTRICT 7**

|                     |        |         |
|---------------------|--------|---------|
| Number of Precincts | 27     |         |
| Precincts Reporting | 27     | 100.00% |
| Vote For            | 1      |         |
| Total Votes         | 37,066 |         |

|                   |        |        |
|-------------------|--------|--------|
| JIM EVANS (DEM)   | 10,353 | 27.93% |
| BILLY LONG (REP)  | 24,505 | 66.11% |
| KEVIN CRAIG (LIB) | 2,174  | 5.87%  |
| Joe Brown (W)     | 1      | 0.00%  |
| Write In          | 33     | 0.09%  |

**CIRCUIT JUDGE, CIR 38**

|                     |        |         |
|---------------------|--------|---------|
| Number of Precincts | 27     |         |
| Precincts Reporting | 27     | 100.00% |
| Vote For            | 1      |         |
| Total Votes         | 32,690 |         |

|                |        |        |
|----------------|--------|--------|
| MARK ORR (REP) | 32,348 | 98.95% |
| Write In       | 342    | 1.05%  |

**STATE REP, DISTRICT 138**

|                     |       |         |
|---------------------|-------|---------|
| Number of Precincts | 4     |         |
| Precincts Reporting | 4     | 100.00% |
| Vote For            | 1     |         |
| Total Votes         | 1,646 |         |

|                    |       |        |
|--------------------|-------|--------|
| DON PHILLIPS (REP) | 1,625 | 98.72% |
| Write In           | 21    | 1.28%  |

**EASTERN COMMISSIONER**

|                     |        |         |
|---------------------|--------|---------|
| Number of Precincts | 14     |         |
| Precincts Reporting | 14     | 100.00% |
| Vote For            | 1      |         |
| Total Votes         | 16,904 |         |

|                      |        |        |
|----------------------|--------|--------|
| DANNY THOMPSON (DEM) | 4,363  | 25.81% |
| RAY WETER (REP)      | 12,520 | 74.07% |
| Write In             | 21     | 0.12%  |

**STATE REP, DISTRICT 139**

|                     |        |         |
|---------------------|--------|---------|
| Number of Precincts | 13     |         |
| Precincts Reporting | 13     | 100.00% |
| Vote For            | 1      |         |
| Total Votes         | 17,419 |         |

|                   |        |        |
|-------------------|--------|--------|
| BOB RUBINO (DEM)  | 5,020  | 28.82% |
| KEVIN ELMER (REP) | 12,375 | 71.04% |
| Write In          | 24     | 0.14%  |

**WESTERN COMMISSIONER**

|                     |        |         |
|---------------------|--------|---------|
| Number of Precincts | 14     |         |
| Precincts Reporting | 14     | 100.00% |
| Vote For            | 1      |         |
| Total Votes         | 17,585 |         |

|                    |        |        |
|--------------------|--------|--------|
| BILL BARNETT (REP) | 17,416 | 99.04% |
| Write In           | 169    | 0.96%  |

*Jim Cussel*     *Reggie Ingersoll*  
*Carl Essick*     *Stacy Miller*

**Election Summary Report  
GENERAL ELECTION NOVEMBER 6, 2012 CHRISTIAN COUNTY,  
MISSOURI  
110612 General  
OFFICIAL**

Date: November  
Time: 11:36:32  
Page 3 of 4

Registered Voters 54,693 - Total Ballots 38,189 -3 = 38,186

27 of 27 Precincts Reporting 100.00%

**SHERIFF**

|                     |        |         |
|---------------------|--------|---------|
| Number of Precincts | 27     |         |
| Precincts Reporting | 27     | 100.00% |
| Vote For            | 1      |         |
| Total Votes         | 33,348 |         |

|                 |        |        |
|-----------------|--------|--------|
| JOEY KYLE (REP) | 32,863 | 98.55% |
| Write In        | 485    | 1.45%  |

**CORONER**

|                     |        |         |
|---------------------|--------|---------|
| Number of Precincts | 27     |         |
| Precincts Reporting | 27     | 100.00% |
| Vote For            | 1      |         |
| Total Votes         | 32,412 |         |

|                 |        |        |
|-----------------|--------|--------|
| BRAD COLE (REP) | 32,139 | 99.16% |
| Write In        | 273    | 0.84%  |

**ASSESSOR**

|                     |        |         |
|---------------------|--------|---------|
| Number of Precincts | 27     |         |
| Precincts Reporting | 27     | 100.00% |
| Vote For            | 1      |         |
| Total Votes         | 36,670 |         |

|                     |        |        |
|---------------------|--------|--------|
| DAVID STOKELY (DEM) | 12,962 | 35.35% |
| DANNY GRAY (REP)    | 23,677 | 64.57% |
| Write In            | 31     | 0.08%  |

**SURVEYOR**

|                     |        |         |
|---------------------|--------|---------|
| Number of Precincts | 27     |         |
| Precincts Reporting | 27     | 100.00% |
| Vote For            | 1      |         |
| Total Votes         | 32,203 |         |

|                    |        |        |
|--------------------|--------|--------|
| LOYD E. TODD (REP) | 31,982 | 99.31% |
| Write In           | 221    | 0.69%  |

**TREASURER**

|                     |        |         |
|---------------------|--------|---------|
| Number of Precincts | 27     |         |
| Precincts Reporting | 27     | 100.00% |
| Vote For            | 1      |         |
| Total Votes         | 35,325 |         |

|                       |        |        |
|-----------------------|--------|--------|
| KAREN MATTHEWS (REP)  | 28,328 | 80.19% |
| BRANDON J. PEAK (IND) | 6,945  | 19.66% |
| Write In              | 52     | 0.15%  |

**JUDGE GEORGE W. DRAPER III**

|                     |        |         |
|---------------------|--------|---------|
| Number of Precincts | 27     |         |
| Precincts Reporting | 27     | 100.00% |
| Vote For            | 1      |         |
| Total Votes         | 32,842 |         |

|     |        |        |
|-----|--------|--------|
| YES | 24,733 | 75.31% |
| NO  | 8,109  | 24.69% |

**PUBLIC ADMINISTRATOR**

|                     |        |         |
|---------------------|--------|---------|
| Number of Precincts | 27     |         |
| Precincts Reporting | 27     | 100.00% |
| Vote For            | 1      |         |
| Total Votes         | 32,351 |         |

|                 |        |        |
|-----------------|--------|--------|
| KEN DAVIS (REP) | 32,100 | 99.22% |
| Write In        | 251    | 0.78%  |

**JUDGE WILLIAM FRANCIS**

|                     |        |         |
|---------------------|--------|---------|
| Number of Precincts | 27     |         |
| Precincts Reporting | 27     | 100.00% |
| Vote For            | 1      |         |
| Total Votes         | 32,738 |         |

|     |        |        |
|-----|--------|--------|
| YES | 25,037 | 76.48% |
| NO  | 7,701  | 23.52% |

*Ann Cusick  
Carl Essick  
Peter Hume  
Susan Kettner*

**Election Summary Report  
GENERAL ELECTION NOVEMBER 6, 2012 CHRISTIAN COUNTY,  
MISSOURI  
110612 General  
OFFICIAL**

Date: November  
Time: 11:36:32  
Page 4 of 4

Registered Voters 54,693 - Total Ballots 38,189 - 3 = 38,186

27 of 27 Precincts Reporting 100.00%

| <b>AMENDMENT NO. 3</b> |        |         |
|------------------------|--------|---------|
| Number of Precincts    | 27     |         |
| Precincts Reporting    | 27     | 100.00% |
| Vote For               | 1      |         |
| Total Votes            | 35,449 |         |
| YES                    | 8,409  | 23.72%  |
| NO                     | 27,040 | 76.28%  |

| <b>PROPOSITION A</b> |        |         |
|----------------------|--------|---------|
| Number of Precincts  | 27     |         |
| Precincts Reporting  | 27     | 100.00% |
| Vote For             | 1      |         |
| Total Votes          | 34,804 |         |
| YES                  | 24,056 | 69.12%  |
| NO                   | 10,748 | 30.88%  |

| <b>PROPOSITION B</b> |        |         |
|----------------------|--------|---------|
| Number of Precincts  | 27     |         |
| Precincts Reporting  | 27     | 100.00% |
| Vote For             | 1      |         |
| Total Votes          | 37,285 |         |
| YES                  | 17,976 | 48.21%  |
| NO                   | 19,309 | 51.79%  |

| <b>PROPOSITION E</b> |        |         |
|----------------------|--------|---------|
| Number of Precincts  | 27     |         |
| Precincts Reporting  | 27     | 100.00% |
| Vote For             | 1      |         |
| Total Votes          | 35,806 |         |
| YES                  | 24,954 | 69.69%  |
| NO                   | 10,852 | 30.31%  |

*Ann Jussell*  
*Carol Esch*  
*Regina Stewart*  
*Susan Powell*

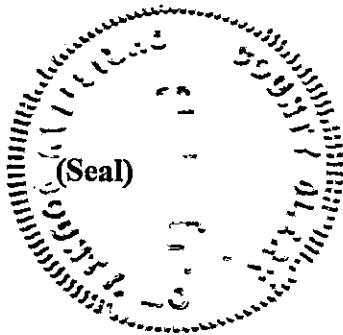
**NOVEMBER 6, 2012 GENERAL ELECTION  
 CERTIFICATION OF WRITE-IN VOTES  
 FOR PERSONS WHO HAVE FILED A  
 DECLARATION OF INTENT TO BE A WRITE-IN CANDIDATE**

**Robin Carnahan**  
 Missouri Secretary of State  
 600 W. Main  
 P. O. Box 1767  
 Jefferson City, MO 65102

State of Missouri )  
 ) ss.  
 County/City of Christian )

I, Kay Brown, Election Authority for the  
 County/City of Ozark, Missouri, hereby certify the following is a true,  
 correct and complete summary of all write-in votes cast for persons who have filed a declaration of  
 intent pursuant to §115.453(4), RSMo, at the General Election held on November 6, 2012, as shown  
 by the returns from the different voting precincts in said county, and as verified by the verification  
 board as provided in §115.507, RSMo.

| Office                     | Candidate                       | Votes |
|----------------------------|---------------------------------|-------|
| U.S. Senate                | William Dean                    | 0     |
| U.S. Senate                | Bernard J. (Spark) Duraski, Jr. | 0     |
| U.S. Senate                | Bernie Mowinski                 | 0     |
| U.S. Senate                | Charlie L. Bailey               | 0     |
| U.S. Senate                | Arnie C. (AC) Dienoff           | 0     |
| U.S. Senate                | Ted Kimzey                      | 0     |
| Governor                   | Leonard Steinman                | 0     |
| Governor                   | Ronald E. Levy                  | 0     |
| Lt. Governor               | Charles R. Jackson              | 0     |
| U.S. Congress – District 7 | Kenneth Joe Brown               | 1     |



IN TESTIMONY WHEREOF, I hereunto set my  
 hand and affix the seal of the County, at my office in

Ozark, Missouri  
 (City)  
 this 9th day of November, 2012.

Kay Brown  
 Election Authority



## COUNTY OFFICERS - ELECT

STATE OF MISSOURI }  
 County of Christian } ss.

I, Kay Brown the Election Authority within and for the County of Christian County, hereby certify that at the General Election held in said county on the sixth day of November, 2012, the following were duly elected officers of said county, they having received the highest number of votes cast at said election for the offices designated:

**IMPORTANT:** Please make sure the name of each elected officer is typed or printed clearly and correctly spelled as they wish their name to appear on their commission.

| Name (Mr., Mrs. or Ms.) | Politics | Office                                  | Term of Office |
|-------------------------|----------|---|----------------|
| Bill Barnett            |          | COUNTY COMMISSIONER<br>WESTERN DISTRICT | 4 Year Term    |
| Ray Weter               |          | COUNTY COMMISSIONER<br>Eastern DISTRICT | 4 Year Term    |
| Joey Kyle               |          | SHERIFF                                 | 4 Year Term    |
| Danny Gray              |          | ASSESSOR                                | 4 Year Term    |
| Karen Matthews          |          | TREASURER                               | 4 Year Term    |
| Ken Davis               |          | PUBLIC ADMINISTRATOR                    | 4 Year Term    |
| Brad Cole               |          | CORONER                                 | 4 Year Term    |
| Loyd E. Todd            |          | SURVEYOR                                | 4 Year Term    |
|                         |          |   |                |

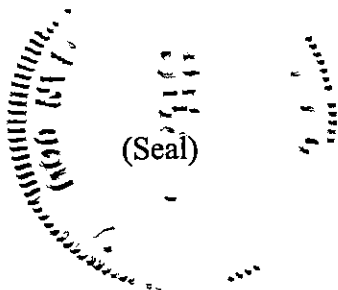
ANY OTHER OFFICES NOT LISTED ABOVE

|  |  |  |  |
|--|--|--|--|
|  |  |  |  |
|  |  |  |  |
|  |  |  |  |
|  |  |  |  |
|  |  |  |  |
|  |  |  |  |
|  |  |  |  |
|  |  |  |  |

IN TESTIMONY WHEREOF, I hereunto set my hand and affix the seal of the COUNTY of Christian, at my office in Ozark, Missouri (City) this 20th day of November, 2012.

Kay Brown, Election Authority.  
 Signature

(Over)



COMMUNIST

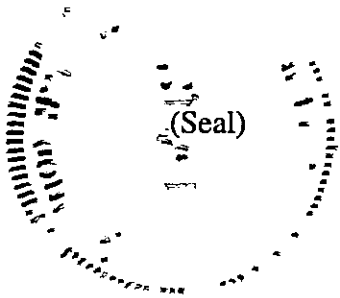
Fill out and mail original to Robin Carnahan, Secretary of State, Division of Commissions, PO Box 784, Jefferson City, MO 65102. **Retain a copy for your file.**

STATE OF MISSOURI }  
County of Christian } ss

I hereby certify that Bill Barnett, Ray Weter, Joey Kyle, Danny Gray, Karen Matthews,  
(Names of County Officers-Elect)  
Ken Davis, Brad Cole, Loyd E. Todd

have each filed in my office all statements and/or reports required by Chapter 130, RSMo.

Witness my hand and seal of office, this 20th  
day of November 2012.



Kay Brown  
The Election Authority

