



**CERTIFICATION OF MISSOURI ELECTION RETURNS**  
**February 7, 2012**  
**PRESIDENTIAL PREFERENCE PRIMARY**

Note – This form, attached to the  
Election results, must be forwarded to:

**Robin Carnahan**  
**Secretary of State**  
**Kirkpatrick State Information Center**  
**PO Box 1767**  
**Jefferson City, MO 65102**

as provided by 115.507, RSMo.

State of Missouri )  
County of Christian ) ss.

I, Kay Brown, Election Authority for the  
County of Christian, hereby certify the attached document to be a  
true, correct and complete abstract of all the votes cast in said county for all candidates and ballot  
issues at the Presidential Preference Primary held on February 7, 2012, as shown by the returns from  
the different voting precincts in said county, and as verified by the verification board as provided in  
§115.507, RSMo.

IN TESTIMONY WHEREOF, I hereunto set my  
hand and affix the seal of the County, at my office in

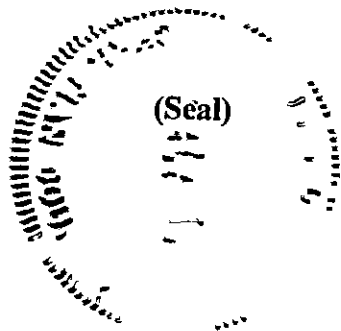
Ozark, Missouri

(City)

this 14th day of February, 2012

Kay Brown

Election Authority



KAY BROWN

*Clerk of the County Commission*  
OF  
CHRISTIAN  
COUNTY

100 W. CHURCH ROOM 206  
OZARK, MO 65721

Phone: 581-6360 Fax: 581-8331

February 14, 2012

Missouri Secretary of State

Attn: Kay Dinolfo

P.O. Box 1767

Jefferson City, Missouri 65102

Dear Kay,

Enclosed is the 2012 February Presidential Primary Election Certification for Christian County. You will notice there is an additional tally sheet for West Finley. Unfortunately, the ballots that contained the Nixa School issue was not accepted by the Optical Scan machine so they had to be hand counted after the polls were closed. We added them on the sheets that did not update after the manual entry was done. There is white out on one of the sheets because I had added the additional manual count of 27 ballots before I realized that it updated that report as well. This is our first time using the Unisyn equipment from Adkins and we are still getting familiar with it.

If you have any questions, please give me a call.

Thank you,

*Kay Brown*

Kay Brown

February 7, 2012  
Presidential Preference Primary Election  
Certification of Ballots Cast and Counted

**At The Polls**

City/County: Christian County

1	Number of polling places for this election	27
2	Number of optical scan ballots cast at polls	7,960
3	Number of ballots cast on DREs at polls	0
4	Total number of ballots cast at polls (2+3)	7,960
5	Number of voting precincts for this election	27

Please attach to the Certification of Election

Kay Brown  
Signature of Election Authority

2/14/2012  
Date

Voter Turnout  
 PRESIDENTIAL PREFERENCE PRIMARY  
 FEBRUARY 7, 2012 - CHRISTIAN COUNTY  
 Tuesday, February 7 2012  
 2-7-2012 PPP(Official)

Wednesday, February 8 2012 14:23:34

<u>Precinct/Party</u>	<u>Ballots Cast</u>	<u>Registered</u>	<u>%</u>
1. EAST BENTON / 3. BRUNER	96	889	10.80%
2. WEST BENTON / 14. LINDEN	160	1672	9.57%
4. CHADWICK/16. SOUTH LINN	69	395	17.47%
11. GARRISON / 25. SENECA	26	231	11.26%
5. RIVERSIDE 1	220	2277	9.66%
CASSIDY	189	2359	8.01%
WEST FINLEY	+ 27 235 = 262	2841	8.27%
8. EAST FINLEY	397	4143	9.58%
NORTH GALLOWAY	249	2556	9.74%
10. SOUTH GALLOWAY	179	1393	12.85%
12. LEAD HILL / 18. OLDFIELD	62	460	13.48%
Lincoln	239	2433	9.82%
15. NORTH LINN	112	728	15.38%
17. MCCRACKEN	180	1560	11.54%
POLK	237	2253	10.52%
21. UNION CHAPEL 1	623	2720	22.90%
22. ROSEDALE 1A	409	2228	18.36%
23. GARDEN GROVE	413	1940	21.29%
24. NORTHVIEW #1	564	2605	21.65%
26. SPARTA	203	1748	11.61%
UNION CHAPEL 2	676	3101	21.80%
ROSEDALE 2	457	1796	25.45%
29. NORTHVIEW 2	397	1838	21.60%
30. ROSEDALE 1B	390	2145	18.18%
31. RIVERSIDE #2	226	2350	9.62%
CASSIDY #2	303	2693	11.25%
33. LINCOLN #2	99	815	12.15%
ABSENTEE	523	N/A	

Voter Turnout  
PRESIDENTIAL PREFERENCE PRIMARY  
FEBRUARY 7, 2012 - CHRISTIAN COUNTY  
Tuesday, February 7 2012  
2-7-2012 PPP(Official)

Wednesday, February 8 2012 14:23:34

<u>Precinct/Party</u>	<u>Ballots Cast</u>	<u>Registered</u>	<u>%</u>
TOTAL	7933	52169	15.21%
West Finley	+ 27		
	<u>7960</u>		

*Kelsey Lock*  
*Carla Esch*

*Tom Ruff*  
*Sharon Ruff*

Election Summary  
 PRESIDENTIAL PREFERENCE PRIMARY  
 FEBRUARY 7, 2012 - CHRISTIAN COUNTY  
 Tuesday, February 7 2012  
 2-7-2012 PPP(Official)

27 OF 27 PRECINCTS REPORTING

Wednesday, February 8 2012 14:22:46

**Non-Partisan**

NIXA SCHOOL (Vote For 1)

Total: 4171

	Total	Percentage	
YES	3202	76.77%	13 OF 13 PRECINCTS
NO	969	23.23%	

REPUBLIC SALES TAX (Vote For 1)

Total: 9

	Total	Percentage	
YES	7	77.78%	1 OF 1 PRECINCTS
NO	2	22.22%	

REPUBLIC WATER QUESTION (Vote For 1)

Total: 8

	Total	Percentage	
YES	5	62.50%	1 OF 1 PRECINCTS
NO	3	37.50%	

**DEMOCRATIC PARTY**

U.S. PRESIDENT (DEMOCRATIC PARTY) (Vote For 1)

Total: 840

	Total	Percentage	
BARACK OBAMA (DEM)	715	85.12%	27 OF 27 PRECINCTS
(UNCOMMITTED) (DEM)	91	10.83%	
RANDALL TERRY (DEM)	13	1.55%	
DARCY G. RICHARDSON (DEM)	11	1.31%	
JOHN WOLFE (DEM)	10	1.19%	

**REPUBLICAN PARTY**

U.S. PRESIDENT (REPUBLICAN PARTY) (Vote For 1)

Total: 6909

	Total	Percentage	
RICK SANTORUM (REP)	4077	59.01%	27 OF 27 PRECINCTS
MITT ROMNEY (REP)	1464	21.19%	
RON PAUL (REP)	710	10.28%	
(UNCOMMITTED) (REP)	441	6.38%	
RICK PERRY (REP)	79	1.14%	
HERMAN CAIN (REP)	65	0.94%	

*Kelsey Jack Carol Esch  
 For Answer Susan Dutton*

JON HUNTSMAN (REP)	31	0.45%
MICHELE BACHMANN (REP)	27	0.39%
GARY JOHNSON (REP)	7	0.10%
KEITH DRUMMOND (REP)	4	0.06%
MICHAEL J. MEEHAN (REP)	4	0.06%

**LIBERTARIAN PARTY**

U.S. PRESIDENT (LIBERTARIAN PARTY) (Vote For 1) Total: 28


	Total	Percentage	27 OF 27 PRECINCTS
JAMES ORLAND OGLE III (LIB)	16	57.14%	
(UNCOMMITTED) (LIB)	12	42.86%	

**CONSTITUTION PARTY**

U.S. PRESIDENT (CONSTITUTION PARTY) (Vote For 1) Total: 26

	Total	Percentage	27 OF 27 PRECINCTS
(UNCOMMITTED) (CST)	26	100.00%	

*Kelley Jock Jim Russell Carol Essie Susan [Signature]*



Statement of Vote  
 PRESIDENTIAL PREFERENCE PRIMARY  
 FEBRUARY 7, 2012 - CHRISTIAN COUNTY  
 Tuesday, February 7 2012  
 2-7-2012 PPP(Official)

U.S. PRESIDENT (DEMOCRATIC PARTY) Vote For 1

Precinct\Detail	(UNCOMMITTED)	BARACK OBAMA	DARCY G. RICHARDSON	JOHN WOLFE	RANDALL TERRY
1. EAST BENTON / 3. BRUNER	1	7	0	0	0
2. WEST BENTON / 14. LINDEN	1	10	0	0	1
4. CHADWICK/16. SOUTH LINN	0	6	1	0	0
11. GARRISON / 25. SENECA	0	2	0	0	0
5. RIVERSIDE 1	1	4	0	0	0
CASSIDY	1	9	0	0	0
WEST FINLEY	0	10	0	1	1
8. EAST FINLEY	1	11	0	0	0
NORTH GALLOWAY	4	16	0	0	1
10. SOUTH GALLOWAY	0	4	0	0	1
12. LEAD HILL / 18. OLDFIELD	0	8	0	0	0
Lincoln	0	14	2	1	3

*Tom Conrad*      *Kelley Jack Cook*      *Shawn [Signature]*



6  
11  
12  
13  
14  
15  
16  
17  
18  
19  
20  
21  
22  
23  
24  
25  
26  
27  
28  
29  
30  
31  
32  
33  
34  
35  
36  
37  
38  
39  
40  
41  
42  
43  
44  
45  
46  
47  
48  
49  
50  
51  
52  
53  
54  
55  
56  
57  
58  
59  
60  
61  
62  
63  
64  
65  
66  
67  
68  
69  
70  
71  
72  
73  
74  
75  
76  
77  
78  
79  
80  
81  
82  
83  
84  
85  
86  
87  
88  
89  
90  
91  
92  
93  
94  
95  
96  
97  
98  
99  
100

Precinct\Detail	(UNCOMMITTED)	BARACK OBAMA	DARCY G. RICHARDSON	JOHN WOLFE	RANDALL TERRY
15. NORTH LINN	0	6	1	0	0
17. MCCrackEN	0	3	0	0	0
POLK	1	6	0	0	0
21. UNION CHAPEL 1	11	61	2	1	1
22. ROSEDALE 1A	4	49	1	0	1
23. GARDEN GROVE	6	50	0	0	0
24. NORTHVIEW #1	11	72	0	2	1
26. SPARTA	1	20	0	0	0
UNION CHAPEL 2	12	72	2	0	1
ROSEDALE 2	5	46	0	1	1
29. NORTHVIEW 2	6	53	1	0	0
30. ROSEDALE 1B	10	38	0	3	0
31. RIVERSIDE #2	0	10	1	0	0
CASSIDY #2	2	21	0	0	0
33. LINCOLN #2	2	8	0	0	0
ABSENTEE	11	99	0	1	1

*[Handwritten Signature]*

*[Handwritten Signature]*

*[Handwritten Signature]*

Precinct\Detail	(UNCOMMITTED)	BARACK OBAMA	DARCY G. RICHARDSON	JOHN WOLFE	RANDALL TERRY
Total	91	715	11	10	13

*[Handwritten Signature]*

*Liz Anne Kelly Jack Cole Evers*

U.S. PRESIDENT (REPUBLICAN PARTY) Vote For 1

Precinct\Detail	(UNCOMMITTED)	GARY JOHNSON	HERMAN CAIN	JON HUNTSMAN	KEITH DRUMMOND	MICHAEL J. MEEHAN	MICHELE BACHMANN
1. EAST BENTON / 3. BRUNER	8	0	1	0	0	0	1
2. WEST BENTON / 14. LINDEN	0	0	2	0	0	0	0
4. CHADWICK/16. SOUTH LINN	4	0	0	0	0	0	1
11. GARRISON / 25. SENECA	0	0	1	0	0	0	0
5. RIVERSIDE 1	4	0	1	0	0	0	1
CASSIDY	1	0	1	0	0	0	1
WEST FINLEY	9	0	0	0	0	0	1
8. EAST FINLEY	16	0	1	0	0	0	1
NORTH GALLOWAY	4	0	2	2	0	1	0
10. SOUTH GALLOWAY	4	0	1	0	0	0	1
12. LEAD HILL / 18. OLDFIELD	2	0	1	0	0	1	0
Lincoln	6	0	2	1	0	0	0
15. NORTH LINN	2	0	0	0	0	1	1
17. MCCracken	14	0	0	2	1	0	1

*Keby Jack*  
*Jim Gussell*  
*6/11/12*

*W. M. ...*

Precinct\Detail	(UNCOMMITTED)	GARY JOHNSON	HERMAN CAIN	JON HUNTSMAN	KEITH DRUMMOND	MICHAEL J. MEEHAN	MICHELE BACHMANN
POLK	9	0	2	0	0	0	0
21. UNION CHAPEL 1	41	1	2	2	0	0	1
22. ROSEDALE 1A	29	0	9	5	1	0	0
23. GARDEN GROVE	28	1	8	1	0	0	2
24. NORTHVIEW #1	50	0	7	1	0	0	1
26. SPARTA	11	1	0	0	0	0	2
UNION CHAPEL 2	43	0	3	6	0	0	4
ROSEDALE 2	25	1	3	1	0	0	2
29. NORTHVIEW 2	18	0	2	0	0	0	2
30. ROSEDALE 1B	33	0	5	0	0	0	1
31. RIVERSIDE #2	7	0	2	1	0	0	0
CASSIDY #2	9	1	4	2	0	0	0
33. LINCOLN #2	6	0	0	0	0	0	2
ABSENTEE	58	2	5	7	2	1	1
<b>Total</b>	<b>441</b>	<b>7</b>	<b>65</b>	<b>31</b>	<b>4</b>	<b>4</b>	<b>27</b>

*Paul Casper*  
*Kelsey Jack*  
*Tom Caswell*

*Adrian S. [Signature]*

Precinct\Detail	MITT ROMNEY	RICK PERRY	RICK SANTORUM	RON PAUL
1. EAST BENTON / 3. BRUNER	11	3	55	9
2. WEST BENTON / 14. LINDEN	16	1	115	14
4. CHADWICK/16. SOUTH LINN	2	0	43	11
11. GARRISON / 25. SENECA	3	2	16	2
5. RIVERSIDE 1	27	1	163	18
CASSIDY	26	0	122	27
WEST FINLEY	38	2	157	42
8. EAST FINLEY	71	3	248	43
NORTH GALLOWAY	25	4	168	20
10. SOUTH GALLOWAY	29	2	123	14
12. LEAD HILL / 18. OLDFIELD	7	0	32	11
Lincoln	48	2	132	25
15. NORTH LINN	19	1	62	19
17. MCCracken	25	0	117	17
POLK	51	2	152	14
21. UNION CHAPEL 1	122	6	298	49

*Earl Egan*  
*LeRoy Jack*  
*Don Howell*

*Sharon [Signature]*

Precinct\Detail	MITT ROMNEY	RICK PERRY	RICK SANTORUM	RON PAUL
22. ROSEDALE 1A	88	4	173	33
23. GARDEN GROVE	78	3	172	39
24. NORTHVIEW #1	129	2	214	42
26. SPARTA	30	0	117	19
UNION CHAPEL 2	152	5	290	55
ROSEDALE 2	79	3	227	41
29. NORTHVIEW 2	70	3	188	34
30. ROSEDALE 1B	80	5	171	28
31. RIVERSIDE #2	23	1	171	10
CASSIDY #2	70	1	170	21
33. LINCOLN #2	10	2	62	7
ABSENTEE	135	21	119	46
<b>Total</b>	<b>1464</b>	<b>79</b>	<b>4077</b>	<b>710</b>

*Edith Eganich*  
*Kelby Lock*  
*Jim Inwood*

*Sharon R. [Signature]*

U.S. PRESIDENT (LIBERTARIAN PARTY) Vote For 1

Precinct\Detail	(UNCOMMITTED)	JAMES ORLAND OGLE III
1. EAST BENTON / 3. BRUNER	0	0
2. WEST BENTON / 14. LINDEN	0	0
4. CHADWICK/16. SOUTH LINN	0	1
11. GARRISON / 25. SENECA	0	0
5. RIVERSIDE 1	0	0
CASSIDY	0	0
WEST FINLEY	0	1
8. EAST FINLEY	0	2
NORTH GALLOWAY	1	1
10. SOUTH GALLOWAY	0	0
12. LEAD HILL / 18. OLDFIELD	0	0
Lincoln	1	1
15. NORTH LINN	0	0
17. MCCRACKEN	0	0

*James Ogle III*  
*Wesley Jack*  
*Tom Amundson*  
*Eric P. ...*

Precinct\Detail	(UNCOMMITTED)	JAMES ORLAND OGLE III
POLK	0	0
21. UNION CHAPEL 1	1	2
22. ROSEDALE 1A	1	1
23. GARDEN GROVE	1	2
24. NORTHVIEW #1	2	2
26. SPARTA	0	0
UNION CHAPEL 2	1	0
ROSEDALE 2	1	0
29. NORTHVIEW 2	0	2
30. ROSEDALE 1B	2	0
31. RIVERSIDE #2	0	0
CASSIDY #2	0	0
33. LINCOLN #2	0	0
ABSENTEE	1	1
<b>Total</b>	<b>12</b>	<b>16</b>

*Shawn [Signature]*  
*Helena Jack*  
*Don - [Signature]*  
*2012 2:24 PM*



U.S. PRESIDENT (CONSTITUTION PARTY) Vote For 1

Precinct\Detail	(UNCOMMITTED)
1. EAST BENTON / 3. BRUNER	0
2. WEST BENTON / 14. LINDEN	0
4. CHADWICK/16. SOUTH LINN	0
11. GARRISON / 25. SENECA	0
5. RIVERSIDE 1	0
CASSIDY	0
WEST FINLEY	0
8. EAST FINLEY	0
NORTH GALLOWAY	0
10. SOUTH GALLOWAY	0
12. LEAD HILL / 18. OLDFIELD	0
Lincoln	0
15. NORTH LINN	0
17. MCCRACKEN	0

*Kelsey Jack*  
*Jim Runzel*  
*Carl Espinik*

*Shawn [Signature]*

Precinct\Detail	(UNCOMMITTED)
POLK	0
21. UNION CHAPEL 1	4
22. ROSEDALE 1A	2
23. GARDEN GROVE	5
24. NORTHVIEW #1	5
26. SPARTA	0
UNION CHAPEL 2	4
ROSEDALE 2	3
29. NORTHVIEW 2	2
30. ROSEDALE 1B	0
31. RIVERSIDE #2	0
CASSIDY #2	0
33. LINCOLN #2	0
ABSENTEE	1
<b>Total</b>	<b>26</b>

*Handwritten signatures and initials:*  
 Susana [Signature]  
 Kelly Jack  
 Jim [Signature]

NIXA SCHOOL Vote For 1

Precinct\Detail	NO	YES
CASSIDY	0	2
WEST FINLEY	17	9
NORTH GALLOWAY	4	4
Lincoln	0	0
21. UNION CHAPEL 1	168	454
22. ROSEDALE 1A	84	321
23. GARDEN GROVE	78	335
24. NORTHVIEW #1	120	441
UNION CHAPEL 2	157	507
ROSEDALE 2	106	348
29. NORTHVIEW 2	85	308
30. ROSEDALE 1B	80	307
CASSIDY #2	15	37
ABSENTEE	55	129

*Sumner*  
*Carol Eschenk*  
*Hebe Jack*  
*Donna*

Precinct\Detail	NO	YES
Total	969	3202

*Earl Green*  
*Heby Lock*  
*John A. ...*

REPUBLIC SALES TAX Vote For 1

Precinct/Detail	NO	YES
POLK	2	7
ABSENTEE	0	0
<b>Total</b>	<b>2</b>	<b>7</b>

*Ernie Evers*  
*Phyllis Jack*  
*Sharon [Signature]*

REPUBLIC WATER QUESTION Vote For 1

Precinct\Detail	NO	YES
POLK	3	5
ABSENTEE	0	0
<b>Total</b>	<b>3</b>	<b>5</b>

*Carole Eberhart*  
*Hebeby Jack*  
*Tom Russell*

Election Summary  
 PRESIDENTIAL PREFERENCE PRIMARY  
 FEBRUARY 7, 2012 - CHRISTIAN COUNTY  
 Tuesday, February 7 2012  
 2-7-2012 PPP(Unofficial)

0 OF 27 PRECINCTS REPORTING

Tuesday, February 7 2012 19:20:33

**Non-Partisan**

NIXA SCHOOL (Vote For 1)

Total: 0

	Total	Percentage	0 OF 13 PRECINCTS
NO	0	0%	
YES	0	0%	

REPUBLIC SALES TAX (Vote For 1)

Total: 0

	Total	Percentage	0 OF 1 PRECINCTS
NO	0	0%	
YES	0	0%	

REPUBLIC WATER QUESTION (Vote For 1)

Total: 0

	Total	Percentage	0 OF 1 PRECINCTS
NO	0	0%	
YES	0	0%	

**DEMOCRATIC PARTY**

U.S. PRESIDENT (DEMOCRATIC PARTY) (Vote For 1)

Total: 0

	Total	Percentage	0 OF 27 PRECINCTS
(UNCOMMITTED) (DEM)	0	0%	
BARACK OBAMA (DEM)	0	0%	
DARCY G. RICHARDSON (DEM)	0	0%	
JOHN WOLFE (DEM)	0	0%	
RANDALL TERRY (DEM)	0	0%	

**REPUBLICAN PARTY**

U.S. PRESIDENT (REPUBLICAN PARTY) (Vote For 1)

Total: 0

	Total	Percentage	0 OF 27 PRECINCTS
(UNCOMMITTED) (REP)	0	0%	
GARY JOHNSON (REP)	0	0%	
HERMAN CAIN (REP)	0	0%	
JON HUNTSMAN (REP)	0	0%	
KEITH DRUMMOND (REP)	0	0%	
MICHAEL J. MEEHAN (REP)	0	0%	

*Kelley Jack Cook Clerk*     *Tom Thorne*     *Ann White*

MICHELE BACHMANN (REP)	0	0%
MITT ROMNEY (REP)	0	0%
RICK PERRY (REP)	0	0%
RICK SANTORUM (REP)	0	0%
RON PAUL (REP)	0	0%

**LIBERTARIAN PARTY**

U.S. PRESIDENT (LIBERTARIAN PARTY) (Vote For 1)

Total: 0

	Total	Percentage	0 OF 27 PRECINCTS
(UNCOMMITTED) (LIB)	0	0%	
JAMES ORLAND OGLE III (LIB)	0	0%	

**CONSTITUTION PARTY**

U.S. PRESIDENT (CONSTITUTION PARTY) (Vote For 1)

Total: 0

	Total	Percentage	0 OF 27 PRECINCTS
(UNCOMMITTED) (CST)	0	0%	

*Kelsey Lock Cook Esq.*  
*For Justice*

*James H. Cook*



**Machine Summary Report  
 PRESIDENTIAL PREFERENCE PRIMARY  
 FEBRUARY 7, 2012 - CHRISTIAN COUNTY  
 Tuesday, February 7 2012  
 2-7-2012 PPP**

Machine ID: UVS002150  
 Data Retrieved: Tue Feb 07 21:51:23 PST 2012  
 Session: Run 2: 2-7-2012 PPP (Normal) (Upload Votes and Summary) \*

Public Count: 239  
 Protective Count: 418  
 Open Time: 2012-02-07 05:45:32.0  
 Close Time: 2012-02-07 19:25:58.0  
 Upload Time: 2012-02-07 20:52:18.0  
 Session Type: Election Day

PrecinctID	Precinct Name	Ballot Count	Ballot Style ID
1101	13. LINCOLN	239	1

**U.S. PRESIDENT (DEMOCRATIC PARTY)**

Vote For: 1

Total Votes Cast: 20 of 21

14	BARACK OBAMA
3	RANDALL TERRY
2	DARCY G. RICHARDSON
1	JOHN WOLFE
0	(UNCOMMITTED)

**U.S. PRESIDENT (REPUBLICAN PARTY)**

Vote For: 1

Total Votes Cast: 216 of 216

132	RICK SANTORUM
48	MITT ROMNEY
25	RON PAUL
6	(UNCOMMITTED)
2	HERMAN CAIN
2	RICK PERRY
1	JON HUNTSMAN
0	GARY JOHNSON
0	MICHAEL J. MEEHAN
0	KEITH DRUMMOND
0	MICHELE BACHMANN

**U.S. PRESIDENT (LIBERTARIAN PARTY)**

Vote For: 1

Total Votes Cast: 2 of 2

1	(UNCOMMITTED)
1	JAMES ORLAND OGLE III

*Carol Esch Kelsey Jack*  
*Susan [unclear] Ann Ansel*

**U.S. PRESIDENT (CONSTITUTION PARTY)**

Vote For: 1

Total Votes Cast: 0 of 0

0 (UNCOMMITTED)

PrecinctID	Precinct Name	Ballot Count	Ballot Style ID
1102	13.06 NIXA SCHOOL	0	2

**U.S. PRESIDENT (DEMOCRATIC PARTY)**

Vote For: 1

Total Votes Cast: 0 of 0

0 BARACK OBAMA  
0 RANDALL TERRY  
0 DARCY G. RICHARDSON  
0 JOHN WOLFE  
0 (UNCOMMITTED)

**U.S. PRESIDENT (REPUBLICAN PARTY)**

Vote For: 1

Total Votes Cast: 0 of 0

0 GARY JOHNSON  
0 HERMAN CAIN  
0 MITT ROMNEY  
0 MICHAEL J. MEEHAN  
0 RICK PERRY  
0 KEITH DRUMMOND  
0 JON HUNTSMAN  
0 MICHELE BACHMANN  
0 RICK SANTORUM  
0 RON PAUL  
0 (UNCOMMITTED)

**U.S. PRESIDENT (LIBERTARIAN PARTY)**

Vote For: 1

Total Votes Cast: 0 of 0

0 JAMES ORLAND OGLE III  
0 (UNCOMMITTED)

**U.S. PRESIDENT (CONSTITUTION PARTY)**

Vote For: 1

Total Votes Cast: 0 of 0

0 (UNCOMMITTED)

**NIXA SCHOOL**

Vote For: 1

Total Votes Cast: 0 of 0

*Edith Esquivel Kelsey Fode*  
*Susan P... Jim Russell*

0  
0

YES  
NO

*Andrew Russell*

*Eric Russell*

**Machine Summary Report  
 PRESIDENTIAL PREFERENCE PRIMARY  
 FEBRUARY 7, 2012 - CHRISTIAN COUNTY  
 Tuesday, February 7 2012  
 2-7-2012 PPP**

Machine ID: UVS002155  
 Data Retrieved: Tue Feb 07 21:51:46 PST 2012  
 Session: Run 2: 2-7-2012 PPP (Normal) (Upload Votes and Summary) \*

Public Count: 112  
 Protective Count: 201  
 Open Time: 2012-02-07 05:31:03.0  
 Close Time: 2012-02-07 19:02:35.0  
 Upload Time: 2012-02-07 20:26:30.0  
 Session Type: Election Day

PrecinctID	Precinct Name	Ballot Count	Ballot Style ID
1200	15. NORTH LINN	112	1

**U.S. PRESIDENT (DEMOCRATIC PARTY)**

Vote For: 1

Total Votes Cast: 7 of 7

6	BARACK OBAMA
1	DARCY G. RICHARDSON
0	RANDALL TERRY
0	JOHN WOLFE
0	(UNCOMMITTED)

**U.S. PRESIDENT (REPUBLICAN PARTY)**

Vote For: 1

Total Votes Cast: 105 of 105

62	RICK SANTORUM
19	MITT ROMNEY
19	RON PAUL
2	(UNCOMMITTED)
1	MICHAEL J. MEEHAN
1	MICHELE BACHMANN
1	RICK PERRY
0	GARY JOHNSON
0	HERMAN CAIN
0	KEITH DRUMMOND
0	JON HUNTSMAN

**U.S. PRESIDENT (LIBERTARIAN PARTY)**

Vote For: 1

Total Votes Cast: 0 of 0

0	JAMES ORLAND OGLE III
0	(UNCOMMITTED)

*Carla Caserio Kelsey Jack  
 Susan Patton Lynn Russell*

U.S. PRESIDENT (CONSTITUTION PARTY)

Vote For: 1

Total Votes Cast: 0 of 0

0

(UNCOMMITTED)

*Carle P. ... Kelsey ...  
Susan ... Jim ...*

**Machine Summary Report  
 PRESIDENTIAL PREFERENCE PRIMARY  
 FEBRUARY 7, 2012 - CHRISTIAN COUNTY  
 Tuesday, February 7 2012  
 2-7-2012 PPP**

Machine ID: UVS002145  
 Data Retrieved: Tue Feb 07 21:50:58 PST 2012  
 Session: Run 2: 2-7-2012 PPP (Normal) (Upload Votes and Summary) \*

Public Count: 95  
 Protective Count: 269  
 Open Time: 2012-02-07 05:26:54.0  
 Close Time: 2012-02-07 19:01:30.0  
 Upload Time: 2012-02-07 20:26:40.0  
 Session Type: Election Day

PrecinctID	Precinct Name	Ballot Count	Ballot Style ID
0300	4. CHADWICK/16. SOUTH LINN	69	1

**U.S. PRESIDENT (DEMOCRATIC PARTY)**

Vote For: 1

Total Votes Cast: 7 of 7

6	BARACK OBAMA
1	DARCY G. RICHARDSON
0	RANDALL TERRY
0	JOHN WOLFE
0	(UNCOMMITTED)

**U.S. PRESIDENT (REPUBLICAN PARTY)**

Vote For: 1

Total Votes Cast: 61 of 61

43	RICK SANTORUM
11	RON PAUL
4	(UNCOMMITTED)
2	MITT ROMNEY
1	MICHELE BACHMANN
0	GARY JOHNSON
0	HERMAN CAIN
0	MICHAEL J. MEEHAN
0	RICK PERRY
0	KEITH DRUMMOND
0	JON HUNTSMAN

**U.S. PRESIDENT (LIBERTARIAN PARTY)**

Vote For: 1

Total Votes Cast: 1 of 1

1	JAMES ORLAND OGLE III
0	(UNCOMMITTED)

*Carole E. ... Kelsey Lock*  
*Murray ...*

*Jim ...*

**U.S. PRESIDENT (CONSTITUTION PARTY)**

Vote For: 1

Total Votes Cast: 0 of 0

0 (UNCOMMITTED)

PrecinctID	Precinct Name	Ballot Count	Ballot Style ID
0305	11. GARRISON / 25. SENECA	26	1

**U.S. PRESIDENT (DEMOCRATIC PARTY)**

Vote For: 1

Total Votes Cast: 2 of 2

2 BARACK OBAMA  
0 RANDALL TERRY  
0 DARCY G. RICHARDSON  
0 JOHN WOLFE  
0 (UNCOMMITTED)

**U.S. PRESIDENT (REPUBLICAN PARTY)**

Vote For: 1

Total Votes Cast: 24 of 24

16 RICK SANTORUM  
3 MITT ROMNEY  
2 RICK PERRY  
2 RON PAUL  
1 HERMAN CAIN  
0 GARY JOHNSON  
0 MICHAEL J. MEEHAN  
0 KEITH DRUMMOND  
0 JON HUNTSMAN  
0 MICHELE BACHMANN  
0 (UNCOMMITTED)

**U.S. PRESIDENT (LIBERTARIAN PARTY)**

Vote For: 1

Total Votes Cast: 0 of 0

0 JAMES ORLAND OGLE III  
0 (UNCOMMITTED)

**U.S. PRESIDENT (CONSTITUTION PARTY)**

Vote For: 1

Total Votes Cast: 0 of 0

0 (UNCOMMITTED)

*Carole Bessie Kelsey Lock*  
*Susan [Signature]* *Tom [Signature]*

**Machine Summary Report  
 PRESIDENTIAL PREFERENCE PRIMARY  
 FEBRUARY 7, 2012 - CHRISTIAN COUNTY  
 Tuesday, February 7 2012  
 2-7-2012 PPP**

Machine ID: UVS002152  
 Data Retrieved: Tue Feb 07 21:51:34 PST 2012  
 Session: Run 2: 2-7-2012 PPP (Normal) (Upload Votes and Summary) \*

Public Count: 99  
 Protective Count: 188  
 Open Time: 2012-02-07 05:30:59.0  
 Close Time: 2012-02-07 19:06:01.0  
 Upload Time: 2012-02-07 20:25:21.0  
 Session Type: Election Day

PrecinctID	Precinct Name	Ballot Count	Ballot Style ID
2600	33. LINCOLN #2	99	1

**U.S. PRESIDENT (DEMOCRATIC PARTY)**

Vote For: 1

Total Votes Cast: 10 of 10

8	BARACK OBAMA
2	(UNCOMMITTED)
0	RANDALL TERRY
0	DARCY G. RICHARDSON
0	JOHN WOLFE

**U.S. PRESIDENT (REPUBLICAN PARTY)**

Vote For: 1

Total Votes Cast: 89 of 89

62	RICK SANTORUM
10	MITT ROMNEY
7	RON PAUL
6	(UNCOMMITTED)
2	MICHELE BACHMANN
2	RICK PERRY
0	GARY JOHNSON
0	HERMAN CAIN
0	MICHAEL J. MEEHAN
0	KEITH DRUMMOND
0	JON HUNTSMAN

**U.S. PRESIDENT (LIBERTARIAN PARTY)**

Vote For: 1

Total Votes Cast: 0 of 0

0	JAMES ORLAND OGLE III
0	(UNCOMMITTED)

*Carle E. Smith Kelsey Lock*  
*Simon Russell*



U.S. PRESIDENT (CONSTITUTION PARTY)

Vote For: 1

Total Votes Cast: 0 of 0

0

(UNCOMMITTED)

**Machine Summary Report  
 PRESIDENTIAL PREFERENCE PRIMARY  
 FEBRUARY 7, 2012 - CHRISTIAN COUNTY  
 Tuesday, February 7 2012  
 2-7-2012 PPP**

Machine ID: UVS002136  
 Data Retrieved: Tue Feb 07 21:50:16 PST 2012  
 Session: Run 2: 2-7-2012 PPP (Normal) (Upload Votes and Summary) \*

Public Count: 413  
 Protective Count: 507  
 Open Time: 2012-02-07 05:30:17.0  
 Close Time: 2012-02-07 19:08:11.0  
 Upload Time: 2012-02-07 20:24:29.0  
 Session Type: Election Day

PrecinctID	Precinct Name	Ballot Count	Ballot Style ID
1700	23. GARDEN GROVE	413	2

**U.S. PRESIDENT (DEMOCRATIC PARTY)**

Vote For: 1

Total Votes Cast: 56 of 57

50	BARACK OBAMA
6	(UNCOMMITTED)
0	RANDALL TERRY
0	DARCY G. RICHARDSON
0	JOHN WOLFE

**U.S. PRESIDENT (REPUBLICAN PARTY)**

Vote For: 1

Total Votes Cast: 332 of 335

172	RICK SANTORUM
78	MITT ROMNEY
39	RON PAUL
28	(UNCOMMITTED)
8	HERMAN CAIN
3	RICK PERRY
2	MICHELE BACHMANN
1	GARY JOHNSON
1	JON HUNTSMAN
0	MICHAEL J. MEEHAN
0	KEITH DRUMMOND

**U.S. PRESIDENT (LIBERTARIAN PARTY)**

Vote For: 1

Total Votes Cast: 3 of 3

2	JAMES ORLAND OGLE III
1	(UNCOMMITTED)

**U.S. PRESIDENT (CONSTITUTION PARTY)**

Vote For: 1

Total Votes Cast: 5 of 8

5 (UNCOMMITTED)

**NIXA SCHOOL**

Vote For: 1

Total Votes Cast: 413 of 413

335 YES  
78 NO

*Carle Esentis Kelsey Lock  
Susan Peltier Jim Russell*

**Machine Summary Report  
 PRESIDENTIAL PREFERENCE PRIMARY  
 FEBRUARY 7, 2012 - CHRISTIAN COUNTY  
 Tuesday, February 7 2012  
 2-7-2012 PPP**

Machine ID: UVS002158  
 Data Retrieved: Tue Feb 07 21:52:01 PST 2012  
 Session: Run 2: 2-7-2012 PPP (Normal) (Upload Votes and Summary) \*

Public Count: 180  
 Protective Count: 269  
 Open Time: 2012-02-07 06:20:37.0  
 Close Time: 2012-02-07 19:02:04.0  
 Upload Time: 2012-02-07 20:26:07.0  
 Session Type: Election Day

PrecinctID	Precinct Name	Ballot Count	Ballot Style ID
1300	17. MCCRACKEN	180	1

**U.S. PRESIDENT (DEMOCRATIC PARTY)**

Vote For: 1

Total Votes Cast: 3 of 3

3	BARACK OBAMA
0	RANDALL TERRY
0	DARCY G. RICHARDSON
0	JOHN WOLFE
0	(UNCOMMITTED)

**U.S. PRESIDENT (REPUBLICAN PARTY)**

Vote For: 1

Total Votes Cast: 177 of 177

117	RICK SANTORUM
25	MITT ROMNEY
17	RON PAUL
14	(UNCOMMITTED)
2	JON HUNTSMAN
1	KEITH DRUMMOND
1	MICHELE BACHMANN
0	GARY JOHNSON
0	HERMAN CAIN
0	MICHAEL J. MEEHAN
0	RICK PERRY

**U.S. PRESIDENT (LIBERTARIAN PARTY)**

Vote For: 1

Total Votes Cast: 0 of 0

0	JAMES ORLAND OGLE III
0	(UNCOMMITTED)

**U.S. PRESIDENT (CONSTITUTION PARTY)**

Vote For: 1

Total Votes Cast: 0 of 0

0

(UNCOMMITTED)

**Machine Summary Report  
 PRESIDENTIAL PREFERENCE PRIMARY  
 FEBRUARY 7, 2012 - CHRISTIAN COUNTY  
 Tuesday, February 7 2012  
 2-7-2012 PPP**

Machine ID: UVS002153  
 Data Retrieved: Tue Feb 07 21:51:42 PST 2012  
 Session: Run 2: 2-7-2012 PPP (Normal) (Upload Votes and Summary) \*

Public Count: 397  
 Protective Count: 486  
 Open Time: 2012-02-07 05:23:23.0  
 Close Time: 2012-02-07 19:11:32.0  
 Upload Time: 2012-02-07 20:24:09.0  
 Session Type: Election Day

PrecinctID	Precinct Name	Ballot Count	Ballot Style ID
0700	8. EAST FINLEY	397	1

**U.S. PRESIDENT (DEMOCRATIC PARTY)**

Vote For: 1

Total Votes Cast: 12 of 12

11	BARACK OBAMA
1	(UNCOMMITTED)
0	RANDALL TERRY
0	DARCY G. RICHARDSON
0	JOHN WOLFE

**U.S. PRESIDENT (REPUBLICAN PARTY)**

Vote For: 1

Total Votes Cast: 383 of 383

248	RICK SANTORUM
71	MITT ROMNEY
43	RON PAUL
16	(UNCOMMITTED)
3	RICK PERRY
1	HERMAN CAIN
1	MICHELE BACHMANN
0	GARY JOHNSON
0	MICHAEL J. MEEHAN
0	KEITH DRUMMOND
0	JON HUNTSMAN

**U.S. PRESIDENT (LIBERTARIAN PARTY)**

Vote For: 1

Total Votes Cast: 2 of 2

2	JAMES ORLAND OGLE III
0	(UNCOMMITTED)

*Christian County Kelsey Lock*  
*Summit* *Ann Caspell*

U.S. PRESIDENT (CONSTITUTION PARTY)

Vote For: 1

Total Votes Cast: 0 of 0

0

(UNCOMMITTED)

*Each Party Kelsey Lock  
Susan Lockman Tom Russell*

**Machine Summary Report  
 PRESIDENTIAL PREFERENCE PRIMARY  
 FEBRUARY 7, 2012 - CHRISTIAN COUNTY  
 Tuesday, February 7 2012  
 2-7-2012 PPP**

Machine ID: UVS002161  
 Data Retrieved: Tue Feb 07 21:52:16 PST 2012  
 Session: Run 2: 2-7-2012 PPP (Normal) (Upload Votes and Summary) \*

Public Count: 303  
 Protective Count: 482  
 Open Time: 2012-02-07 05:28:51.0  
 Close Time: 2012-02-07 19:02:08.0  
 Upload Time: 2012-02-07 20:25:10.0  
 Session Type: Election Day

PrecinctID	Precinct Name	Ballot Count	Ballot Style ID
2501	32. CASSIDY #2	250	1

**U.S. PRESIDENT (DEMOCRATIC PARTY)**

Vote For: 1

Total Votes Cast: 14 of 14

14	BARACK OBAMA
0	RANDALL TERRY
0	DARCY G. RICHARDSON
0	JOHN WOLFE
0	(UNCOMMITTED)

**U.S. PRESIDENT (REPUBLICAN PARTY)**

Vote For: 1

Total Votes Cast: 236 of 236

147	RICK SANTORUM
55	MITT ROMNEY
20	RON PAUL
6	(UNCOMMITTED)
4	HERMAN CAIN
2	JON HUNTSMAN
1	GARY JOHNSON
1	RICK PERRY
0	MICHAEL J. MEEHAN
0	KEITH DRUMMOND
0	MICHELE BACHMANN

**U.S. PRESIDENT (LIBERTARIAN PARTY)**

Vote For: 1

Total Votes Cast: 0 of 0

0	JAMES ORLAND OGLE III
0	(UNCOMMITTED)



**U.S. PRESIDENT (CONSTITUTION PARTY)**

Vote For: 1

Total Votes Cast: 0 of 0

0 (UNCOMMITTED)

PrecinctID	Precinct Name	Ballot Count	Ballot Style ID
2502	32.06 NIXA SCHOOL	53	2

**U.S. PRESIDENT (DEMOCRATIC PARTY)**

Vote For: 1

Total Votes Cast: 9 of 9

7 BARACK OBAMA  
 2 (UNCOMMITTED)  
 0 RANDALL TERRY  
 0 DARCY G. RICHARDSON  
 0 JOHN WOLFE

**U.S. PRESIDENT (REPUBLICAN PARTY)**

Vote For: 1

Total Votes Cast: 42 of 44

23 RICK SANTORUM  
 15 MITT ROMNEY  
 3 (UNCOMMITTED)  
 1 RON PAUL  
 0 GARY JOHNSON  
 0 HERMAN CAIN  
 0 MICHAEL J. MEEHAN  
 0 RICK PERRY  
 0 KEITH DRUMMOND  
 0 JON HUNTSMAN  
 0 MICHELE BACHMANN

**U.S. PRESIDENT (LIBERTARIAN PARTY)**

Vote For: 1

Total Votes Cast: 0 of 0

0 JAMES ORLAND OGLE III  
 0 (UNCOMMITTED)

**U.S. PRESIDENT (CONSTITUTION PARTY)**

Vote For: 1

Total Votes Cast: 0 of 0

0 (UNCOMMITTED)

**NIXA SCHOOL**

Vote For: 1

Total Votes Cast: 52 of 53

*Clark E. Smith* *Kelsey Gock*  
*Summit* *Tom Russell*

37  
15

YES  
NO

Casey Creek Kelby Lock

*[Handwritten signature]*

*[Handwritten signature]*

**Machine Summary Report**  
**PRESIDENTIAL PREFERENCE PRIMARY**  
**FEBRUARY 7, 2012 - CHRISTIAN COUNTY**  
**Tuesday, February 7 2012**  
**2-7-2012 PPP**

Machine ID: UVS002133  
 Data Retrieved: Tue Feb 07 21:49:49 PST 2012  
 Session: Run 2: 2-7-2012 PPP (Normal) (Upload Votes and Summary) \*

Public Count: 96  
 Protective Count: 185  
 Open Time: 2012-02-07 05:08:41.0  
 Close Time: 2012-02-07 19:07:48.0  
 Upload Time: 2012-02-07 20:26:19.0  
 Session Type: Election Day

PrecinctID	Precinct Name	Ballot Count	Ballot Style ID
0100	1. EAST BENTON / 3. BRUNER	96	1

**U.S. PRESIDENT (DEMOCRATIC PARTY)**

Vote For: 1

Total Votes Cast: 8 of 8

7	BARACK OBAMA
1	(UNCOMMITTED)
0	RANDALL TERRY
0	DARCY G. RICHARDSON
0	JOHN WOLFE

**U.S. PRESIDENT (REPUBLICAN PARTY)**

Vote For: 1

Total Votes Cast: 88 of 88

55	RICK SANTORUM
11	MITT ROMNEY
9	RON PAUL
8	(UNCOMMITTED)
3	RICK PERRY
1	HERMAN CAIN
1	MICHELE BACHMANN
0	GARY JOHNSON
0	MICHAEL J. MEEHAN
0	KEITH DRUMMOND
0	JON HUNTSMAN

**U.S. PRESIDENT (LIBERTARIAN PARTY)**

Vote For: 1

Total Votes Cast: 0 of 0

0	JAMES ORLAND OGLE III
0	(UNCOMMITTED)

*Carla Smith Kelsey Jock*  
*Susan Davis Tom Cusnet*

U.S. PRESIDENT (CONSTITUTION PARTY)

Vote For: 1

Total Votes Cast: 0 of 0

0

(UNCOMMITTED)

**Machine Summary Report  
 PRESIDENTIAL PREFERENCE PRIMARY  
 FEBRUARY 7, 2012 - CHRISTIAN COUNTY  
 Tuesday, February 7 2012  
 2-7-2012 PPP**

Machine ID: UVS002142  
 Data Retrieved: Tue Feb 07 21:50:47 PST 2012  
 Session: Run 2: 2-7-2012 PPP (Normal) (Upload Votes and Summary) \*

Public Count: 189  
 Protective Count: 368  
 Open Time: 2012-02-07 05:14:16.0  
 Close Time: 2012-02-07 19:18:12.0  
 Upload Time: 2012-02-07 20:26:51.0  
 Session Type: Election Day

PrecinctID	Precinct Name	Ballot Count	Ballot Style ID
0501	6. CASSIDY	187	1

**U.S. PRESIDENT (DEMOCRATIC PARTY)**

Vote For: 1

Total Votes Cast: 10 of 10

9	BARACK OBAMA
1	(UNCOMMITTED)
0	RANDALL TERRY
0	DARCY G. RICHARDSON
0	JOHN WOLFE

**U.S. PRESIDENT (REPUBLICAN PARTY)**

Vote For: 1

Total Votes Cast: 176 of 177

120	RICK SANTORUM
27	RON PAUL
26	MITT ROMNEY
1	(UNCOMMITTED)
1	HERMAN CAIN
1	MICHELE BACHMANN
0	GARY JOHNSON
0	MICHAEL J. MEEHAN
0	RICK PERRY
0	KEITH DRUMMOND
0	JON HUNTSMAN

**U.S. PRESIDENT (LIBERTARIAN PARTY)**

Vote For: 1

Total Votes Cast: 0 of 0

0	JAMES ORLAND OGLE III
0	(UNCOMMITTED)

**U.S. PRESIDENT (CONSTITUTION PARTY)**

Vote For: 1

Total Votes Cast: 0 of 0

0 (UNCOMMITTED)

PrecinctID	Precinct Name	Ballot Count	Ballot Style ID
0502	6.06 NIXA SCHOOL	2	2

**U.S. PRESIDENT (DEMOCRATIC PARTY)**

Vote For: 1

Total Votes Cast: 0 of 0

0 BARACK OBAMA  
0 RANDALL TERRY  
0 DARCY G. RICHARDSON  
0 JOHN WOLFE  
0 (UNCOMMITTED)

**U.S. PRESIDENT (REPUBLICAN PARTY)**

Vote For: 1

Total Votes Cast: 2 of 2

2 RICK SANTORUM  
0 GARY JOHNSON  
0 HERMAN CAIN  
0 MITT ROMNEY  
0 MICHAEL J. MEEHAN  
0 RICK PERRY  
0 KEITH DRUMMOND  
0 JON HUNTSMAN  
0 MICHELE BACHMANN  
0 RON PAUL  
0 (UNCOMMITTED)

**U.S. PRESIDENT (LIBERTARIAN PARTY)**

Vote For: 1

Total Votes Cast: 0 of 0

0 JAMES ORLAND OGLE III  
0 (UNCOMMITTED)

**U.S. PRESIDENT (CONSTITUTION PARTY)**

Vote For: 1

Total Votes Cast: 0 of 0

0 (UNCOMMITTED)

**NIXA SCHOOL**

Vote For: 1

Total Votes Cast: 2 of 2

*Carole Esch Kelsy Jack*  
*Susan Delle Tom Amner*

1

2

0

YES

NO

**Machine Summary Report  
 PRESIDENTIAL PREFERENCE PRIMARY  
 FEBRUARY 7, 2012 - CHRISTIAN COUNTY  
 Tuesday, February 7 2012  
 2-7-2012 PPP**

Machine ID: UVS002148  
 Data Retrieved: Tue Feb 07 21:51:13 PST 2012  
 Session: Run 2: 2-7-2012 PPP (Normal) (Upload Votes and Summary) \*

Public Count: 523  
 Protective Count: 527  
 Open Time: 2012-02-07 19:05:01.0  
 Close Time: 2012-02-07 20:25:42.0  
 Upload Time: 2012-02-07 20:49:43.0  
 Session Type: Absentee

PrecinctID	Precinct Name	Ballot Count	Ballot Style ID
5000	Absentee Ballot 1	331	1
5010	Absentee Ballot 2	192	2

**U.S. PRESIDENT (DEMOCRATIC PARTY)**

Vote For: 1

Total Votes Cast: 112 of 114

99	BARACK OBAMA
11	(UNCOMMITTED)
1	JOHN WOLFE
1	RANDALL TERRY
0	DARCY G. RICHARDSON

**U.S. PRESIDENT (REPUBLICAN PARTY)**

Vote For: 1

Total Votes Cast: 397 of 406

135	MITT ROMNEY
119	RICK SANTORUM
58	(UNCOMMITTED)
46	RON PAUL
21	RICK PERRY
7	JON HUNTSMAN
5	HERMAN CAIN
2	GARY JOHNSON
2	KEITH DRUMMOND
1	MICHAEL J. MEEHAN
1	MICHELE BACHMANN

**U.S. PRESIDENT (LIBERTARIAN PARTY)**

Vote For: 1

Total Votes Cast: 2 of 2

1	(UNCOMMITTED)
---	---------------

*Case Cassib Kelly Jack*  
*David [unclear] Tom [unclear]*



1

JAMES ORLAND OGLE III

**U.S. PRESIDENT (CONSTITUTION PARTY)**

Vote For: 1

Total Votes Cast: 1 of 1

1

(UNCOMMITTED)

**NIXA SCHOOL**

Vote For: 1

Total Votes Cast: 184 of 192

129

YES

55

NO

**REPUBLIC SALES TAX**

Vote For: 1

Total Votes Cast: 0 of 0

0

YES

0

NO

**REPUBLIC WATER QUESTION**

Vote For: 1

Total Votes Cast: 0 of 0

0

YES

0

NO

*Carl Erwin Kelsey Jack*  
*Shane [Signature]* *Jim [Signature]*

**Machine Summary Report  
 PRESIDENTIAL PREFERENCE PRIMARY  
 FEBRUARY 7, 2012 - CHRISTIAN COUNTY  
 Tuesday, February 7 2012  
 2-7-2012 PPP**

Machine ID: UVS002143  
 Data Retrieved: Tue Feb 07 21:50:52 PST 2012  
 Session: Run 2: 2-7-2012 PPP (Normal) (Upload Votes and Summary) \*

Public Count: 160  
 Protective Count: 247  
 Open Time: 2012-02-07 05:41:21.0  
 Close Time: 2012-02-07 19:01:26.0  
 Upload Time: 2012-02-07 20:24:58.0  
 Session Type: Election Day

PrecinctID	Precinct Name	Ballot Count	Ballot Style ID
0200	2. WEST BENTON / 14. LINDEN	160	1

**U.S. PRESIDENT (DEMOCRATIC PARTY)**

Vote For: 1

Total Votes Cast: 12 of 12

10	BARACK OBAMA
1	(UNCOMMITTED)
1	RANDALL TERRY
0	DARCY G. RICHARDSON
0	JOHN WOLFE

**U.S. PRESIDENT (REPUBLICAN PARTY)**

Vote For: 1

Total Votes Cast: 148 of 148

115	RICK SANTORUM
16	MITT ROMNEY
14	RON PAUL
2	HERMAN CAIN
1	RICK PERRY
0	GARY JOHNSON
0	MICHAEL J. MEEHAN
0	KEITH DRUMMOND
0	JON HUNTSMAN
0	MICHELE BACHMANN
0	(UNCOMMITTED)

**U.S. PRESIDENT (LIBERTARIAN PARTY)**

Vote For: 1

Total Votes Cast: 0 of 0

0	JAMES ORLAND OGLE III
0	(UNCOMMITTED)

*Carla Esquivel Kelsey Cook*  
*Sumner Katt* *Jim Amseep*

U.S. PRESIDENT (CONSTITUTION PARTY)

Vote For: 1

Total Votes Cast: 0 of 0

0

(UNCOMMITTED)

*Carla Esente Kelsey Jack*  
*Susan [unclear] Jim [unclear]*

**Machine Summary Report  
 PRESIDENTIAL PREFERENCE PRIMARY  
 FEBRUARY 7, 2012 - CHRISTIAN COUNTY  
 Tuesday, February 7 2012  
 2-7-2012 PPP**

Machine ID: UVS002132  
 Data Retrieved: Tue Feb 07 21:12:29 PST 2012  
 Session: Run 2: 2-7-2012 PPP (Normal) (Upload Votes and Summary) \*

Public Count: 203  
 Protective Count: 292  
 Open Time: 2012-02-07 10:21:31.0  
 Close Time: 2012-02-07 19:08:33.0  
 Upload Time: 2012-02-07 20:24:45.0  
 Session Type: Election Day

PrecinctID	Precinct Name	Ballot Count	Ballot Style ID
1900	26. SPARTA	203	1

**U.S. PRESIDENT (DEMOCRATIC PARTY)**

Vote For: 1

Total Votes Cast: 21 of 22

20	BARACK OBAMA
1	(UNCOMMITTED)
0	RANDALL TERRY
0	DARCY G. RICHARDSON
0	JOHN WOLFE

**U.S. PRESIDENT (REPUBLICAN PARTY)**

Vote For: 1

Total Votes Cast: 180 of 181

117	RICK SANTORUM
30	MITT ROMNEY
19	RON PAUL
11	(UNCOMMITTED)
2	MICHELE BACHMANN
1	GARY JOHNSON
0	HERMAN CAIN
0	MICHAEL J. MEEHAN
0	RICK PERRY
0	KEITH DRUMMOND
0	JON HUNTSMAN

**U.S. PRESIDENT (LIBERTARIAN PARTY)**

Vote For: 1

Total Votes Cast: 0 of 0

0	JAMES ORLAND OGLE III
0	(UNCOMMITTED)

U.S. PRESIDENT (CONSTITUTION PARTY)

Vote For: 1

Total Votes Cast: 0 of 0

0

(UNCOMMITTED)

*Carl Essie Kelsey Jack  
Anna Pallas Tom Ansel*

**Machine Summary Report  
 PRESIDENTIAL PREFERENCE PRIMARY  
 FEBRUARY 7, 2012 - CHRISTIAN COUNTY  
 Tuesday, February 7 2012  
 2-7-2012 PPP**

Machine ID: UVS002138  
 Data Retrieved: Tue Feb 07 21:50:29 PST 2012  
 Session: Run 2: 2-7-2012 PPP (Normal) (Upload Votes and Summary) \*

Public Count: 564  
 Protective Count: 658  
 Open Time: 2012-02-07 05:23:01.0  
 Close Time: 2012-02-07 20:05:40.0  
 Upload Time: 2012-02-07 20:27:15.0  
 Session Type: Election Day

PrecinctID	Precinct Name	Ballot Count	Ballot Style ID
1800	24. NORTHVIEW #1	564	2

**U.S. PRESIDENT (DEMOCRATIC PARTY)**

Vote For: 1

Total Votes Cast: 86 of 88

72	BARACK OBAMA
11	(UNCOMMITTED)
2	JOHN WOLFE
1	RANDALL TERRY
0	DARCY G. RICHARDSON

**U.S. PRESIDENT (REPUBLICAN PARTY)**

Vote For: 1

Total Votes Cast: 446 of 457

214	RICK SANTORUM
129	MITT ROMNEY
50	(UNCOMMITTED)
42	RON PAUL
7	HERMAN CAIN
2	RICK PERRY
1	JON HUNTSMAN
1	MICHELE BACHMANN
0	GARY JOHNSON
0	MICHAEL J. MEEHAN
0	KEITH DRUMMOND

**U.S. PRESIDENT (LIBERTARIAN PARTY)**

Vote For: 1

Total Votes Cast: 4 of 4

2	(UNCOMMITTED)
2	JAMES ORLAND OGLE III

U.S. PRESIDENT (CONSTITUTION PARTY)

Vote For: 1

Total Votes Cast: 5 of 9

5 (UNCOMMITTED)

NIXA SCHOOL

Vote For: 1

Total Votes Cast: 561 of 564

441 YES  
120 NO

*Carl E. Smith* *Kelley Lock*  
*Andrew D. Smith* *Tom Curran*

**Machine Summary Report  
 PRESIDENTIAL PREFERENCE PRIMARY  
 FEBRUARY 7, 2012 - CHRISTIAN COUNTY  
 Tuesday, February 7 2012  
 2-7-2012 PPP**

Machine ID: UVS002135  
 Data Retrieved: Tue Feb 07 22:04:35 PST 2012  
 Session: Run 2: 2-7-2012 PPP (Normal) (Upload Votes and Summary) \*

Public Count: 237  
 Protective Count: 416  
 Open Time: 2012-02-07 05:22:08.0  
 Close Time: 2012-02-07 19:20:32.0  
 Upload Time: 2012-02-07 20:39:58.0  
 Session Type: Election Day

PrecinctID	Precinct Name	Ballot Count	Ballot Style ID
1401	20. POLK	228	1

**U.S. PRESIDENT (DEMOCRATIC PARTY)**

Vote For: 1

Total Votes Cast: 7 of 7

6	BARACK OBAMA
1	(UNCOMMITTED)
0	RANDALL TERRY
0	DARCY G. RICHARDSON
0	JOHN WOLFE

**U.S. PRESIDENT (REPUBLICAN PARTY)**

Vote For: 1

Total Votes Cast: 221 of 221

146	RICK SANTORUM
48	MITT ROMNEY
14	RON PAUL
9	(UNCOMMITTED)
2	HERMAN CAIN
2	RICK PERRY
0	GARY JOHNSON
0	MICHAEL J. MEEHAN
0	KEITH DRUMMOND
0	JON HUNTSMAN
0	MICHELE BACHMANN

**U.S. PRESIDENT (LIBERTARIAN PARTY)**

Vote For: 1

Total Votes Cast: 0 of 0

0	JAMES ORLAND OGLE III
0	(UNCOMMITTED)

*Carla Essink Kelsey Jock*  
*Sumner D. [unclear] Jim [unclear]*



**U.S. PRESIDENT (CONSTITUTION PARTY)**

Vote For: 1

Total Votes Cast: 0 of 0

0                      -(UNCOMMITTED)

PrecinctID	Precinct Name	Ballot Count	Ballot Style ID
1402	20.11 CITY OF REPUBLIC	9	3

**U.S. PRESIDENT (DEMOCRATIC PARTY)**

Vote For: 1

Total Votes Cast: 0 of 0

0                      BARACK OBAMA  
0                      RANDALL TERRY  
0                      DARCY G. RICHARDSON  
0                      JOHN WOLFE  
0                      (UNCOMMITTED)

**U.S. PRESIDENT (REPUBLICAN PARTY)**

Vote For: 1

Total Votes Cast: 9 of 9

6                      RICK SANTORUM  
3                      MITT ROMNEY  
0                      GARY JOHNSON  
0                      HERMAN CAIN  
0                      MICHAEL J. MEEHAN  
0                      RICK PERRY  
0                      KEITH DRUMMOND  
0                      JON HUNTSMAN  
0                      MICHELE BACHMANN  
0                      RON PAUL  
0                      (UNCOMMITTED)

**U.S. PRESIDENT (LIBERTARIAN PARTY)**

Vote For: 1

Total Votes Cast: 0 of 0

0                      JAMES ORLAND OGLE III  
0                      (UNCOMMITTED)

**U.S. PRESIDENT (CONSTITUTION PARTY)**

Vote For: 1

Total Votes Cast: 0 of 0

0                      (UNCOMMITTED)

**REPUBLIC SALES TAX**

Vote For: 1

Total Votes Cast: 9 of 9

*Carle E. ... Kelsey Lock*  
*Anna ... Ann ...*

7 YES  
2 NO

**REPUBLIC WATER QUESTION**

Vote For: 1

Total Votes Cast: 8 of 9

5 YES  
3 NO

*Carla E. Smith* *Shelby Rodd*  
*Wanda L. Smith* *Ann Arnesen*

**Machine Summary Report  
 PRESIDENTIAL PREFERENCE PRIMARY  
 FEBRUARY 7, 2012 - CHRISTIAN COUNTY  
 Tuesday, February 7 2012  
 2-7-2012 PPP**

\* Machine ID: UVS002151  
 Data Retrieved: Tue Feb 07 21:51:29 PST 2012  
 Session: Run 2: 2-7-2012 PPP (Normal) (Upload Votes and Summary) \*

Public Count: 62  
 Protective Count: 151  
 Open Time: 2012-02-07 05:05:10.0  
 Close Time: 2012-02-07 19:02:00.0  
 Upload Time: 2012-02-07 19:50:41.0  
 Session Type: Election Day

PrecinctID	Precinct Name	Ballot Count	Ballot Style ID
1000	12. LEAD HILL / 18. OLDFIELD	62	1

**U.S. PRESIDENT (DEMOCRATIC PARTY)**

Vote For: 1

Total Votes Cast: 8 of 8

8	BARACK OBAMA
0	RANDALL TERRY
0	DARCY G. RICHARDSON
0	JOHN WOLFE
0	(UNCOMMITTED)

**U.S. PRESIDENT (REPUBLICAN PARTY)**

Vote For: 1

Total Votes Cast: 54 of 54

32	RICK SANTORUM
11	RON PAUL
7	MITT ROMNEY
2	(UNCOMMITTED)
1	HERMAN CAIN
1	MICHAEL J. MEEHAN
0	GARY JOHNSON
0	RICK PERRY
0	KEITH DRUMMOND
0	JON HUNTSMAN
0	MICHELE BACHMANN

**U.S. PRESIDENT (LIBERTARIAN PARTY)**

Vote For: 1

Total Votes Cast: 0 of 0

0	JAMES ORLAND OGLE III
0	(UNCOMMITTED)

*Carl E. ... Kelsey ...  
 Susan ... Tim Russell*

U.S. PRESIDENT (CONSTITUTION PARTY)

Vote For: 1

Total Votes Cast: 0 of 0

0

(UNCOMMITTED)

*Carl E. Esch* *Kelsey Rod*  
*Sumner* *Jana*

**Machine Summary Report  
PRESIDENTIAL PREFERENCE PRIMARY  
FEBRUARY 7, 2012 - CHRISTIAN COUNTY  
Tuesday, February 7 2012  
2-7-2012 PPP**

Machine ID: UVS002160  
Data Retrieved: Tue Feb 07 21:52:11 PST 2012  
Session: Run 2: 2-7-2012 PPP (Normal) (Upload Votes and Summary) \*

Public Count: 623  
Protective Count: 717  
Open Time: 2012-02-07 05:40:39.0  
Close Time: 2012-02-07 19:22:57.0  
Upload Time: 2012-02-07 20:27:03.0  
Session Type: Election Day

PrecinctID	Precinct Name	Ballot Count	Ballot Style ID
1500	21. UNION CHAPEL 1	623	2

**U.S. PRESIDENT (DEMOCRATIC PARTY)**

Vote For: 1

Total Votes Cast: 76 of 77

61	BARACK OBAMA
11	(UNCOMMITTED)
2	DARCY G. RICHARDSON
1	JOHN WOLFE
1	RANDALL TERRY

**U.S. PRESIDENT (REPUBLICAN PARTY)**

Vote For: 1

Total Votes Cast: 522 of 530

298	RICK SANTORUM
122	MITT ROMNEY
49	RON PAUL
41	(UNCOMMITTED)
6	RICK PERRY
2	HERMAN CAIN
2	JON HUNTSMAN
1	GARY JOHNSON
1	MICHELE BACHMANN
0	MICHAEL J. MEEHAN
0	KEITH DRUMMOND

**U.S. PRESIDENT (LIBERTARIAN PARTY)**

Vote For: 1

Total Votes Cast: 3 of 3

2	JAMES ORLAND OGLE III
1	(UNCOMMITTED)

*Carle Essig Wesley Jack*  
*Summitville Eric Orsuel*

**U.S. PRESIDENT (CONSTITUTION PARTY)**

Vote For: 1

Total Votes Cast: 4 of 4

4 (UNCOMMITTED)

**NIXA SCHOOL**

Vote For: 1

Total Votes Cast: 622 of 623

454	YES
168	NO

*Carla E. Smith Kelly Lock  
Susan [unclear] Jim Purcell*

**Machine Summary Report  
 PRESIDENTIAL PREFERENCE PRIMARY  
 FEBRUARY 7, 2012 - CHRISTIAN COUNTY  
 Tuesday, February 7 2012  
 2-7-2012 PPP**

Machine ID: UVS002137  
 Data Retrieved: Tue Feb 07 21:50:22 PST 2012  
 Session: Run 2: 2-7-2012 PPP (Normal) (Upload Votes and Summary) \*

Public Count: 676  
 Protective Count: 855  
 Open Time: 2012-02-07 05:38:17.0  
 Close Time: 2012-02-07 19:08:22.0  
 Upload Time: 2012-02-07 20:40:27.0  
 Session Type: Election Day

PrecinctID	Precinct Name	Ballot Count	Ballot Style ID
2001	27. UNION CHAPEL 2	9	1

**U.S. PRESIDENT (DEMOCRATIC PARTY)**

Vote For: 1

Total Votes Cast: 0 of 0

0	BARACK OBAMA
0	RANDALL TERRY
0	DARCY G. RICHARDSON
0	JOHN WOLFE
0	(UNCOMMITTED)

**U.S. PRESIDENT (REPUBLICAN PARTY)**

Vote For: 1

Total Votes Cast: 9 of 9

5	RICK SANTORUM
4	MITT ROMNEY
0	GARY JOHNSON
0	HERMAN CAIN
0	MICHAEL J. MEEHAN
0	RICK PERRY
0	KEITH DRUMMOND
0	JON HUNTSMAN
0	MICHELE BACHMANN
0	RON PAUL
0	(UNCOMMITTED)

**U.S. PRESIDENT (LIBERTARIAN PARTY)**

Vote For: 1

Total Votes Cast: 0 of 0

0	JAMES ORLAND OGLE III
0	(UNCOMMITTED)

**U.S. PRESIDENT (CONSTITUTION PARTY)**

Vote For: 1

Total Votes Cast: 0 of 0

0 (UNCOMMITTED)

PrecinctID	Precinct Name	Ballot Count	Ballot Style ID
2002	27.01 NIXA SCHOOL	667	2

**U.S. PRESIDENT (DEMOCRATIC PARTY)**

Vote For: 1

Total Votes Cast: 87 of 88

72	BARACK OBAMA
12	(UNCOMMITTED)
2	DARCY G. RICHARDSON
1	RANDALL TERRY
0	JOHN WOLFE

**U.S. PRESIDENT (REPUBLICAN PARTY)**

Vote For: 1

Total Votes Cast: 549 of 563

285	RICK SANTORUM
148	MITT ROMNEY
55	RON PAUL
43	(UNCOMMITTED)
6	JON HUNTSMAN
5	RICK PERRY
4	MICHELE BACHMANN
3	HERMAN CAIN
0	GARY JOHNSON
0	MICHAEL J. MEEHAN
0	KEITH DRUMMOND

**U.S. PRESIDENT (LIBERTARIAN PARTY)**

Vote For: 1

Total Votes Cast: 1 of 1

1	(UNCOMMITTED)
0	JAMES ORLAND OGLE III

**U.S. PRESIDENT (CONSTITUTION PARTY)**

Vote For: 1

Total Votes Cast: 4 of 5

4 (UNCOMMITTED)

**NIXA SCHOOL**

Vote For: 1

Total Votes Cast: 664 of 667

*Carla Esen*      *Kelley Cook*  
*Steve D...*      *John Russell*



507  
157

YES  
NO

*Carla Esposito*  
*Supriya Datta*

*Kelley Lok*  
*Lynn Amseher*

**Machine Summary Report**  
**PRESIDENTIAL PREFERENCE PRIMARY**  
**FEBRUARY 7, 2012 - CHRISTIAN COUNTY**  
**Tuesday, February 7 2012**  
**2-7-2012 PPP**

Machine ID: UVS002147  
 Data Retrieved: Tue Feb 07 21:51:08 PST 2012  
 Session: Run 2: 2-7-2012 PPP (Normal) (Upload Votes and Summary) \*

Public Count: 457  
 Protective Count: 632  
 Open Time: 2012-02-07 05:37:56.0  
 Close Time: 2012-02-07 19:03:56.0  
 Upload Time: 2012-02-07 20:40:13.0  
 Session Type: Election Day

PrecinctID	Precinct Name	Ballot Count	Ballot Style ID
2101	28. ROSEDALE 2 (28.02)	0	1

**U.S. PRESIDENT (DEMOCRATIC PARTY)**

Vote For: 1

Total Votes Cast: 0 of 0

0	BARACK OBAMA
0	RANDALL TERRY
0	DARCY G. RICHARDSON
0	JOHN WOLFE
0	(UNCOMMITTED)

**U.S. PRESIDENT (REPUBLICAN PARTY)**

Vote For: 1

Total Votes Cast: 0 of 0

0	GARY JOHNSON
0	HERMAN CAIN
0	MITT ROMNEY
0	MICHAEL J. MEEHAN
0	RICK PERRY
0	KEITH DRUMMOND
0	JON HUNTSMAN
0	MICHELE BACHMANN
0	RICK SANTORUM
0	RON PAUL
0	(UNCOMMITTED)

**U.S. PRESIDENT (LIBERTARIAN PARTY)**

Vote For: 1

Total Votes Cast: 0 of 0

0	JAMES ORLAND OGLE III
0	(UNCOMMITTED)

**U.S. PRESIDENT (CONSTITUTION PARTY)**

Vote For: 1

Total Votes Cast: 0 of 0

0 (UNCOMMITTED)

PrecinctID	Precinct Name	Ballot Count	Ballot Style ID
2102	28.01 NIXA SCHOOL	457	2

**U.S. PRESIDENT (DEMOCRATIC PARTY)**

Vote For: 1

Total Votes Cast: 53 of 54

46 BARACK OBAMA  
5 (UNCOMMITTED)  
1 JOHN WOLFE  
1 RANDALL TERRY  
0 DARCY G. RICHARDSON

**U.S. PRESIDENT (REPUBLICAN PARTY)**

Vote For: 1

Total Votes Cast: 382 of 386

227 RICK SANTORUM  
79 MITT ROMNEY  
41 RON PAUL  
25 (UNCOMMITTED)  
3 HERMAN CAIN  
3 RICK PERRY  
2 MICHELE BACHMANN  
1 GARY JOHNSON  
1 JON HUNTSMAN  
0 MICHAEL J. MEEHAN  
0 KEITH DRUMMOND

**U.S. PRESIDENT (LIBERTARIAN PARTY)**

Vote For: 1

Total Votes Cast: 1 of 2

1 (UNCOMMITTED)  
0 JAMES ORLAND OGLE III

**U.S. PRESIDENT (CONSTITUTION PARTY)**

Vote For: 1

Total Votes Cast: 3 of 5

3 (UNCOMMITTED)

**NIXA SCHOOL**

Vote For: 1

Total Votes Cast: 454 of 457

*Carla Esquiv Kelly Jack*  
*Susan [unclear] Jim Ansel*

348  
106

YES  
NO

*Carl Cook - Kelly Loe*  
*Susan Potts Jim Russell*

**Machine Summary Report  
 PRESIDENTIAL PREFERENCE PRIMARY  
 FEBRUARY 7, 2012 - CHRISTIAN COUNTY  
 Tuesday, February 7 2012  
 2-7-2012 PPP**

Machine ID: UVS002156  
 Data Retrieved: Tue Feb 07 21:51:52 PST 2012  
 Session: Run 2: 2-7-2012 PPP (Normal) (Upload Votes and Summary) \*

Public Count: 249  
 Protective Count: 428  
 Open Time: 2012-02-07 05:35:12.0  
 Close Time: 2012-02-07 19:04:27.0  
 Upload Time: 2012-02-07 20:25:51.0  
 Session Type: Election Day

PrecinctID	Precinct Name	Ballot Count	Ballot Style ID
0801	9. NORTH GALLOWAY	239	1

**U.S. PRESIDENT (DEMOCRATIC PARTY)**

Vote For: 1

Total Votes Cast: 19 of 19

14	BARACK OBAMA
4	(UNCOMMITTED)
1	RANDALL TERRY
0	DARCY G. RICHARDSON
0	JOHN WOLFE

**U.S. PRESIDENT (REPUBLICAN PARTY)**

Vote For: 1

Total Votes Cast: 218 of 218

161	RICK SANTORUM
24	MITT ROMNEY
20	RON PAUL
4	(UNCOMMITTED)
4	RICK PERRY
2	HERMAN CAIN
2	JON HUNTSMAN
1	MICHAEL J. MEEHAN
0	GARY JOHNSON
0	KEITH DRUMMOND
0	MICHELE BACHMANN

**U.S. PRESIDENT (LIBERTARIAN PARTY)**

Vote For: 1

Total Votes Cast: 2 of 2

1	(UNCOMMITTED)
1	JAMES ORLAND OGLE III

**U.S. PRESIDENT (CONSTITUTION PARTY)**

Vote For: 1

Total Votes Cast: 0 of 0

0 (UNCOMMITTED)

PrecinctID	Precinct Name	Ballot Count	Ballot Style ID
0802	9.09, 9.11, 9.12 NIXA SCHOOL	10	2

**U.S. PRESIDENT (DEMOCRATIC PARTY)**

Vote For: 1

Total Votes Cast: 2 of 2

2 BARACK OBAMA  
0 RANDALL TERRY  
0 DARCY G. RICHARDSON  
0 JOHN WOLFE  
0 (UNCOMMITTED)

**U.S. PRESIDENT (REPUBLICAN PARTY)**

Vote For: 1

Total Votes Cast: 8 of 8

7 RICK SANTORUM  
1 MITT ROMNEY  
0 GARY JOHNSON  
0 HERMAN CAIN  
0 MICHAEL J. MEEHAN  
0 RICK PERRY  
0 KEITH DRUMMOND  
0 JON HUNTSMAN  
0 MICHELE BACHMANN  
0 RON PAUL  
0 (UNCOMMITTED)

**U.S. PRESIDENT (LIBERTARIAN PARTY)**

Vote For: 1

Total Votes Cast: 0 of 0

0 JAMES ORLAND OGLE III  
0 (UNCOMMITTED)

**U.S. PRESIDENT (CONSTITUTION PARTY)**

Vote For: 1

Total Votes Cast: 0 of 0

0 (UNCOMMITTED)

**NIXA SCHOOL**

Vote For: 1

Total Votes Cast: 8 of 10

*Carl Cecily Kelsey Jock*  
*Susan [unclear] Jim [unclear]*

4  
4

NO  
YES

*Erin Kelsey Lock*  
*Summit State*

**Machine Summary Report**  
**PRESIDENTIAL PREFERENCE PRIMARY**  
**FEBRUARY 7, 2012 - CHRISTIAN COUNTY**  
**Tuesday, February 7 2012**  
**2-7-2012 PPP**

Machine ID: UVS002140  
 Data Retrieved: Tue Feb 07 21:50:41 PST 2012  
 Session: Run 2: 2-7-2012 PPP (Normal) (Upload Votes and Summary) \*

Public Count: 179  
 Protective Count: 268  
 Open Time: 2012-02-07 06:59:14.0  
 Close Time: 2012-02-07 19:03:47.0  
 Upload Time: 2012-02-07 20:54:34.0  
 Session Type: Election Day

PrecinctID	Precinct Name	Ballot Count	Ballot Style ID
0900	10. SOUTH GALLOWAY	179	1

**U.S. PRESIDENT (DEMOCRATIC PARTY)**

Vote For: 1

Total Votes Cast: 5 of 5

4	BARACK OBAMA
1	RANDALL TERRY
0	DARCY G. RICHARDSON
0	JOHN WOLFE
0	(UNCOMMITTED)

**U.S. PRESIDENT (REPUBLICAN PARTY)**

Vote For: 1

Total Votes Cast: 174 of 174

123	RICK SANTORUM
29	MITT ROMNEY
14	RON PAUL
4	(UNCOMMITTED)
2	RICK PERRY
1	HERMAN CAIN
1	MICHELE BACHMANN
0	GARY JOHNSON
0	MICHAEL J. MEEHAN
0	KEITH DRUMMOND
0	JON HUNTSMAN

**U.S. PRESIDENT (LIBERTARIAN PARTY)**

Vote For: 1

Total Votes Cast: 0 of 0

0	JAMES ORLAND OGLE III
0	(UNCOMMITTED)



U.S. PRESIDENT (CONSTITUTION PARTY)

Vote For: 1

Total Votes Cast: 0 of 0

0

(UNCOMMITTED)

**Machine Summary Report  
 PRESIDENTIAL PREFERENCE PRIMARY  
 FEBRUARY 7, 2012 - CHRISTIAN COUNTY  
 Tuesday, February 7 2012  
 2-7-2012 PPP**

Machine ID: UVS002134  
 Data Retrieved: Tue Feb 07 21:50:07 PST 2012  
 Session: Run 2: 2-7-2012 PPP (Normal) (Upload Votes and Summary) \*

Public Count: 409  
 Protective Count: 503  
 Open Time: 2012-02-07 05:31:20.0  
 Close Time: 2012-02-07 19:03:07.0  
 Upload Time: 2012-02-07 20:54:12.0  
 Session Type: Election Day

PrecinctID	Precinct Name	Ballot Count	Ballot Style ID
1600	22. ROSEDALE 1A	409	2

**U.S. PRESIDENT (DEMOCRATIC PARTY)**

Vote For: 1

Total Votes Cast: 55 of 55

49	BARACK OBAMA
4	(UNCOMMITTED)
1	DARCY G. RICHARDSON
1	RANDALL TERRY
0	JOHN WOLFE

**U.S. PRESIDENT (REPUBLICAN PARTY)**

Vote For: 1

Total Votes Cast: 342 of 350

173	RICK SANTORUM
88	MITT ROMNEY
33	RON PAUL
29	(UNCOMMITTED)
9	HERMAN CAIN
5	JON HUNTSMAN
4	RICK PERRY
1	KEITH DRUMMOND
0	GARY JOHNSON
0	MICHAEL J. MEEHAN
0	MICHELE BACHMANN

**U.S. PRESIDENT (LIBERTARIAN PARTY)**

Vote For: 1

Total Votes Cast: 2 of 2

1	(UNCOMMITTED)
1	JAMES ORLAND OGLE III

**U.S. PRESIDENT (CONSTITUTION PARTY)**

Vote For: 1

Total Votes Cast: 2 of 2

2 (UNCOMMITTED)

**NIXA SCHOOL )**

Vote For: 1

Total Votes Cast: 405 of 409

321	YES
84	NO

4

*Carl Essity Kelvin Lock  
Susan Roberts Gina Aussey*

**Machine Summary Report  
 PRESIDENTIAL PREFERENCE PRIMARY  
 FEBRUARY 7, 2012 - CHRISTIAN COUNTY  
 Tuesday, February 7 2012  
 2-7-2012 PPP**

Machine ID: UVS002139  
 Data Retrieved: Tue Feb 07 21:50:35 PST 2012  
 Session: Run 2: 2-7-2012 PPP (Normal) (Upload Votes and Summary) \*

Public Count: 226  
 Protective Count: 315  
 Open Time: 2012-02-07 05:20:15.0  
 Close Time: 2012-02-07 19:03:31.0  
 Upload Time: 2012-02-07 20:10:40.0  
 Session Type: Election Day

PrecinctID	Precinct Name	Ballot Count	Ballot Style ID
2400	31. RIVERSIDE #2	226	1

**U.S. PRESIDENT (DEMOCRATIC PARTY)**

Vote For: 1

Total Votes Cast: 11 of 11

10	BARACK OBAMA
1	DARCY G. RICHARDSON
0	RANDALL TERRY
0	JOHN WOLFE
0	(UNCOMMITTED)

**U.S. PRESIDENT (REPUBLICAN PARTY)**

Vote For: 1

Total Votes Cast: 215 of 215

171	RICK SANTORUM
23	MITT ROMNEY
10	RON PAUL
7	(UNCOMMITTED)
2	HERMAN CAIN
1	JON HUNTSMAN
1	RICK PERRY
0	GARY JOHNSON
0	MICHAEL J. MEEHAN
0	KEITH DRUMMOND
0	MICHELE BACHMANN

**U.S. PRESIDENT (LIBERTARIAN PARTY)**

Vote For: 1

Total Votes Cast: 0 of 0

0	JAMES ORLAND OGLE III
0	(UNCOMMITTED)

U.S. PRESIDENT (CONSTITUTION PARTY)

Vote For: 1

Total Votes Cast: 0 of 0

0

(UNCOMMITTED)

*Carla Esquivel Kelly Ford*  
*Samuel D. Hill Jim Ansel*

**Machine Summary Report  
 PRESIDENTIAL PREFERENCE PRIMARY  
 FEBRUARY 7, 2012 - CHRISTIAN COUNTY  
 Tuesday, February 7 2012  
 2-7-2012 PPP**

Machine ID: UVS002159  
 Data Retrieved: Tue Feb 07 21:52:06 PST 2012  
 Session: Run 2: 2-7-2012 PPP (Normal) (Upload Votes and Summary) \*

Public Count: 390  
 Protective Count: 484  
 Open Time: 2012-02-07 05:32:41.0  
 Close Time: 2012-02-07 19:07:56.0  
 Upload Time: 2012-02-07 20:27:36.0  
 Session Type: Election Day

PrecinctID	Precinct Name	Ballot Count	Ballot Style ID
2300	30. ROSEDALE 1B	390	2

**U.S. PRESIDENT (DEMOCRATIC PARTY)**

Vote For: 1

Total Votes Cast: 51 of 52 \*

38	BARACK OBAMA
10	(UNCOMMITTED)
3	JOHN WOLFE
0	RANDALL TERRY
0	DARCY G. RICHARDSON

**U.S. PRESIDENT (REPUBLICAN PARTY)**

Vote For: 1

Total Votes Cast: 323 of 329

171	RICK SANTORUM
80	MITT ROMNEY
33	(UNCOMMITTED)
28	RON PAUL
5	HERMAN CAIN
5	RICK PERRY
1	MICHELE BACHMANN
0	GARY JOHNSON
0	MICHAEL J. MEEHAN
0	KEITH DRUMMOND
0	JON HUNTSMAN

**U.S. PRESIDENT (LIBERTARIAN PARTY)**

Vote For: 1

Total Votes Cast: 2 of 2

2	(UNCOMMITTED)
0	JAMES ORLAND OGLE III

*Equia Essent Kelly Jack*  
*Summit Russell Jim Pusser*

**U.S. PRESIDENT (CONSTITUTION PARTY)**

Vote For: 1

Total Votes Cast: 0 of 0

0 (UNCOMMITTED)

**NIXA SCHOOL**

Vote For: 1

Total Votes Cast: 387 of 390

307 YES  
80 NO

**Machine Summary Report  
 PRESIDENTIAL PREFERENCE PRIMARY  
 FEBRUARY 7, 2012 - CHRISTIAN COUNTY  
 Tuesday, February 7 2012  
 2-7-2012 PPP**

Machine ID: UVS002157  
 Data Retrieved: Tue Feb 07 21:51:56 PST 2012  
 Session: Run 2: 2-7-2012 PPP (Normal) (Upload Votes and Summary) \*

Public Count: 220  
 Protective Count: 309  
 Open Time: 2012-02-06 21:22:23.0  
 Close Time: 2012-02-07 11:02:59.0  
 Upload Time: 2012-02-07 20:25:39.0  
 Session Type: Election Day

PrecinctID	Precinct Name	Ballot Count	Ballot Style ID
0400	5. RIVERSIDE 1	220	1

**U.S. PRESIDENT (DEMOCRATIC PARTY)**

Vote For: 1

Total Votes Cast: 5 of 5

4	BARACK OBAMA
1	(UNCOMMITTED)
0	RANDALL TERRY
0	DARCY G. RICHARDSON
0	JOHN WOLFE

**U.S. PRESIDENT (REPUBLICAN PARTY)**

Vote For: 1

Total Votes Cast: 215 of 215

163	RICK SANTORUM
27	MITT ROMNEY
18	RON PAUL
4	(UNCOMMITTED)
1	HERMAN CAIN
1	MICHELE BACHMANN
1	RICK PERRY
0	GARY JOHNSON
0	MICHAEL J. MEEHAN
0	KEITH DRUMMOND
0	JON HUNTSMAN

**U.S. PRESIDENT (LIBERTARIAN PARTY)**

Vote For: 1

Total Votes Cast: 0 of 0

0	JAMES ORLAND OGLE III
0	(UNCOMMITTED)



U.S. PRESIDENT (CONSTITUTION PARTY)

Vote For: 1

Total Votes Cast: 0 of 0

0

(UNCOMMITTED)

**Machine Summary Report  
 PRESIDENTIAL PREFERENCE PRIMARY  
 FEBRUARY 7, 2012 - CHRISTIAN COUNTY  
 Tuesday, February 7 2012  
 2-7-2012 PPP**

Machine ID: UVS002149  
 Data Retrieved: Tue Feb 07 21:51:18 PST 2012  
 Session: Run 2: 2-7-2012 PPP (Normal) (Upload Votes and Summary) \*

Public Count: 397  
 Protective Count: 491  
 Open Time: 2012-02-07 05:10:36.0  
 Close Time: 2012-02-07 19:11:11.0  
 Upload Time: 2012-02-07 20:27:57.0  
 Session Type: Election Day

PrecinctID	Precinct Name	Ballot Count	Ballot Style ID
2200	29. NORTHVIEW 2	397	2

**U.S. PRESIDENT (DEMOCRATIC PARTY)**

Vote For: 1

Total Votes Cast: 60 of 60

53	BARACK OBAMA
6	(UNCOMMITTED)
1	DARCY G. RICHARDSON
0	RANDALL TERRY
0	JOHN WOLFE

**U.S. PRESIDENT (REPUBLICAN PARTY)**

Vote For: 1

Total Votes Cast: 317 of 322

188	RICK SANTORUM
70	MITT ROMNEY
34	RON PAUL
18	(UNCOMMITTED)
3	RICK PERRY
2	HERMAN CAIN
2	MICHELE BACHMANN
0	GARY JOHNSON
0	MICHAEL J. MEEHAN
0	KEITH DRUMMOND
0	JON HUNTSMAN

**U.S. PRESIDENT (LIBERTARIAN PARTY)**

Vote For: 1

Total Votes Cast: 2 of 2

2	JAMES ORLAND OGLE III
0	(UNCOMMITTED)

*Carla Cimb Kelsey Lock  
 Susan Roberts Lisa Russell*

**U.S. PRESIDENT (CONSTITUTION PARTY)**

Vote For: 1

Total Votes Cast: 2 of 3

2 (UNCOMMITTED)

**NIXA SCHOOL**

Vote For: 1

Total Votes Cast: 393 of 397

308	YES
85	NO

*Carol Escobedo Helsey Lock  
Susan Dutton Tom Ansel*

**Machine Summary Report  
 PRESIDENTIAL PREFERENCE PRIMARY  
 FEBRUARY 7, 2012 - CHRISTIAN COUNTY  
 Tuesday, February 7 2012  
 2-7-2012 PPP**

Machine ID: UVS002146  
 Data Retrieved: Wed Feb 08 14:39:57 PST 2012  
 Session: Run 2: 2-7-2012 PPP (Normal) (Upload Votes and Summary) \*

Public Count: 237  
 Protective Count: 416  
 Open Time: 2012-02-07 07:05:10.0  
 Close Time: 2012-02-07 19:08:49.0  
 Upload Time: 2012-02-07 20:27:26.0  
 Session Type: Election Day

PrecinctID	Precinct Name	Ballot Count	Ballot Style ID
0601	7. WEST FINLEY	$\begin{array}{r} 235 + 26 = \\ \hline 261 \end{array}$	1

**U.S. PRESIDENT (DEMOCRATIC PARTY)**

235 + 27 = 262

Vote For: 1

Total Votes Cast: 11 of 11+ 1 = 12

9	+ 1 = 10	BARACK OBAMA
1		JOHN WOLFE
1		RANDALL TERRY
0		DARCY G. RICHARDSON
0		(UNCOMMITTED)

**U.S. PRESIDENT (REPUBLICAN PARTY)**

Vote For: 1

Total Votes Cast: 223 of 223+ 26 = 249

141	+ 16 = 157	RICK SANTORUM
40	+ 2 = 42	RON PAUL
32	+ 6 = 38	MITT ROMNEY
7	+ 2 = 9	(UNCOMMITTED)
2		RICK PERRY
1		MICHELE BACHMANN
0		GARY JOHNSON
0		HERMAN CAIN
0		MICHAEL J. MEEHAN
0		KEITH DRUMMOND
0		JON HUNTSMAN

**U.S. PRESIDENT (LIBERTARIAN PARTY)**

Vote For: 1

Total Votes Cast: 1 of 1

1		JAMES ORLAND OGLE III
0		(UNCOMMITTED)

*Keby Lode*  
*Carl Esch*  
*Tom Howell*  
*James Ogle III*

U.S. PRESIDENT (CONSTITUTION PARTY)

Vote For: 1

Total Votes Cast: 0 of 0

0

(UNCOMMITTED)

Nixa School

Vote for 1

9 YES

17 NO

*Kelsey Lode*  
*Carl Esch*

*Sara Amnell*  
*Sharon Pettit*

MANUAL RECOUNT CERTIFICATION  
FOR THE FEBRUARY 7, 2012  
PRESIDENTIAL PREFERENCE PRIMARY ELECTION

Manual recount pursuant to 15 CSR 30-10.110 – applies to all jurisdictions

County of Christian )  
State of Missouri )

We, the undersigned members of the manual recount team, have randomly selected by mutual consent after the completion of the election count, the following precinct(s) for manual recount, not less than five (5) percent of all election precincts, but not less than one (1) precinct:

North Linn

One (1) contested race or ballot issue to be manually recounted was randomly selected from each of the following categories, where applicable:


1. Presidential and Vice-Presidential electors, United States senate candidates and state-wide candidates;
2. State-wide ballot issues;
3. United States representative candidates and state general assembly candidates;
4. Partisan circuit and associate circuit judge candidates and all nonpartisan judicial retention candidates; and
5. In addition to the candidates and issues previously listed, the manual recount team shall select not less than one (1) contested race or ballot issue from all political subdivisions and special districts, including the county, in the selected precinct(s); and
6. In addition to the candidates and issues previously listed, the manual recount team shall select all races in which the margin of victory between the two (2) top candidates is equal to or less than one-half of one percent (0.5%) of the numbers of votes cast for the office or issue.

The manual recount was conducted under our supervision. The results are attached to this document.

Performed this 8th day of February, 2012.



Democratic Member



Republican Member

Retain one copy of this certification and return one copy to:  
Elections Division, Secretary of State's Office  
P. O. Box 1767  
Jefferson City, MO 65102









NOTE - One of the Judges of the Election will swear in the other Judges, Watchers and Challengers of the Election and will then complete and sign the Certificate, after which one of the other Judges, already sworn, will swear in the first named Judge, who will then complete and sign the Certificate.

SEC. 115.081  
 SEC. 115.473  
**OATH FOR JUDGES, WATCHERS AND CHALLENGERS OF ELECTION**  
 (OATH TO BE TAKEN AND SIGNED BEFORE ENTERING UPON DUTIES)

I solemnly swear that I will impartially discharge the duties of Judge, (watcher) (challenger) according to law, to the best of my ability and that I will not disclose how any voter has voted, unless I am required to do so as a witness in a proper judicial proceeding. I also affirm that I will not allow any person to vote who is not entitled to vote and that I will make no statement nor give any information of any kind tending in any way to show the state of the count prior to the close of the polls on election day.

-----  
 Watcher  
 -----  
 Watcher  
 -----  
 Challenger  
 -----  
 Challenger

Judges of Election  
 -----  
 Supervisory  
 -----  
 Supervisory

Subscribed and sworn to before me this \_\_\_\_\_ day of \_\_\_\_\_, 20\_\_\_\_, \_\_\_\_\_ Judge of Election.  
 -----  
 Subscribed and sworn to before me this \_\_\_\_\_ day of \_\_\_\_\_, 20\_\_\_\_, \_\_\_\_\_ Judge of Election.  
 -----  
 by the above subscribed, \_\_\_\_\_ one of the Judges of Election.  
 -----  
 Judge of Election.

SEC. 12.030 (1) CERTIFICATE OF JUDGES AT THE CLOSE OF ELECTION

County of \_\_\_\_\_ } ss.  
 STATE OF MISSOURI,

We, the undersigned, Judges of the present Election, hereby certify that the foregoing is a correct tally of all the votes cast at each election for the persons and / or propositions named herein, and that the whole number of votes cast for each person and / or proposition, as stated opposite the names of such persons and / or propositions respectively, is correct.

-----  
 Judge of Election  
 -----  
 Judge of Election  
 -----  
 Judge of Election

This Book is prepared for the convenience of the Judges in counting and tallying the write-in ballots and making required oaths and certificates. Each Judge should be provided with one book, and the ballots should be tallied opposite the names of the candidates, or propositions, respectively as they are read by the Judges. This book should be returned to the Election Authority.  
 BE SURE TO COMPLETE AND SIGN CERTIFICATE OF JUDGES ON BACK PAGE.

**WRITE-IN  
 TALLY BOOK**

OF THE

February 7, 2012

**ELECTION**

FOR

Presidential Preference Primary

HELD AT

#7 #15 Ward/Precinct

West Finlay North Linn Township

Christian County

STATE OF MISSOURI

On the 7th day of February, 2012





WRITE-IN TALLY SHEET OF THE Democratic & Christian Primary ELECTION

Held at Rolla COUNTY, MISSOURI, ON Feb 7, 2012

TALLY THUS FAR

NAME OF WRITE-IN CANDIDATE	VOTING PRECINCT IN										COUNTY, MISSOURI, ON										TALLY THUS FAR		
	10	20	30	40	50	60	70	80	90	100	110	120	130	140	150	160	170	180	190	200			
Democratic Party: Vote One	5	5	5	5	5	5	5	5	5	5	5	5	5	5	5	5	5	5	5	5			
Barack Obama																							
Randal Terry																							
Darryl G. Richardson																							
John Wolfe																							
Uncommitted																							
Republican Party: Vote One																							
Gary Johnson																							
Herman Cain																							
Mitt Romney																							
Michael J. Meehan																							
Rick Perry																							
Keith Drummond																							
Jon Huntsman																							
Michele Bachmann																							
Rick Santorum																							
Ron Paul																							
Uncommitted																							
Libertarian Party: Vote One																							
JAMES ORLAND OGLE III																							
Uncommitted																							
Constitution Party: Vote One																							
Uncommitted																							
Nixa School Question:																							
YES:																							
NO:																							

Election Title:  
 PRESIDENTIAL PREFERENCE  
 PRIMARY  
 FEBRUARY 7, 2012 - CHRISTIAN  
 COUNTY  
 Election Date: Tue Feb 07, 2012  
 Current Date:  
 Tue Feb 07, 2012 09:20:05 PM  
 Election ID: 101  
 Election Version: 50.2.2  
 Machine Name: UVS002154  
 Public Count: 0  
 Protective Count: 4  
 Software Version: 1.0.1  
 OS Version: OVO OS ver. 1.0.00

15. NORTH LINN  
 LIBERTARIAN PARTY

Ballots Cast 0

FOR UNITED STATES PRESIDENT  
 (LIB)

Vote for 1	Total: 0
12 JAMES ORLAND OGLE III (LIB)	0 00.00%
13 (UNCOMMITTED) (LIB)	0 00.00%

15. NORTH LINN  
 REPUBLICAN PARTY

Ballots Cast 0

FOR UNITED STATES PRESIDENT  
 (REP)

Vote for 1	Total: 0
12 GARY JOHNSON (REP)	0 00.00%
13 HERMAN CAIN (REP)	0 00.00%
14 MITT ROMNEY (REP)	0 00.00%
15 MICHAEL J. MEEHAN (REP)	0 00.00%
16 RICK PERRY (REP)	0 00.00%
17 KEITH DRUMMOND (REP)	0 00.00%
18 JON HUNTSMAN (REP)	0 00.00%
19 MICHELE BACHMANN (REP)	0 00.00%
20 RICK SANTORUM (REP)	0 00.00%
21 RON PAUL (REP)	0 00.00%
22 (UNCOMMITTED) (REP)	0 00.00%

*W. Lynn*  
*[Signature]*

Signatures

*[Signature]*

*[Signature]*

*[Signature]*

Zero Count

PRESIDENTIAL PREFERENCE PRIMARY  
 FEBRUARY 7, 2012 - CHRISTIAN  
 COUNTY

Election Date  
 Tue Feb 07, 2012

Report Printed:  
 Tue Feb 07, 2012 09:20:21 PM  
 Machine Name: UVS002154  
 Diagnostics: Passed

Public Count  
 Protective Count  
 Open Poll  
 Tue Feb 07, 2012 09:20:15 PM

15. NORTH LINN  
 CONSTITUTION PARTY

Ballots Cast 0

FOR UNITED STATES PRESIDENT  
 (CST)

Vote for 1	Total: 0
12 (UNCOMMITTED) (CST)	0 00.00%

15. NORTH LINN  
 DEMOCRATIC PARTY

Ballots Cast 0

FOR UNITED STATES PRESIDENT  
 (DEM)

Vote for 1	Total: 0
12 BARACK OBAMA (DEM)	0 00.00%
13 RANDALL TERRY (DEM)	0 00.00%
14 DARCY G. RICHARDSON (DEM)	0 00.00%
15 JOHN WOLFE (DEM)	0 00.00%
16 (UNCOMMITTED) (DEM)	0 00.00%

15. NORTH LINN  
 LIBERTARIAN PARTY

# Election Summary

PRESIDENTIAL PREFERENCE PRIMARY  
FEBRUARY 7, 2012 - CHRISTIAN  
COUNTY

Election Date

Tue Feb 07, 2012

Report Printed:

Tue Feb 07, 2012 09:38:27 PM

Machine Name: UVS002154

Public Count 112

Protective Count 116

Open Poll

Tue Feb 07, 2012 09:20:15 PM

Close Poll

Tue Feb 07, 2012 09:38:15 PM

## 15. NORTH LINN

Ballots Cast 112

### FOR UNITED STATES PRESIDENT (DEM)

Vote for 1 Total: 7

BARACK OBAMA (DEM) 6 85.71%

DARCY G. RICHARDSON  
(DEM) 1 14.29%

RANDALL TERRY (DEM) 0 00.00%

JOHN WOLFE (DEM) 0 00.00%

(UNCOMMITTED) (DEM) 0 00.00%

(CST)

Vote for 1 Total: 0

(UNCOMMITTED) (CST) 0 00.00%

### FOR UNITED STATES PRESIDENT (REP)

Vote for 1 Total: 105

RICK SANTORUM (REP) 62 59.05%

MITT ROMNEY (REP) 19 18.10%

RON PAUL (REP) 19 18.10%

(UNCOMMITTED) (REP) 2 01.90%

MICHAEL J. MEEHAN  
(REP) 1 00.95%

RICK PERRY (REP) 1 00.95%

MICHELE BACHMANN  
(REP) 1 00.95%

GARY JOHNSON (REP) 0 00.00%

HERMAN CAIN (REP) 0 00.00%

KEITH DRUMMOND (REP) 0 00.00%

JON HUNTSMAN (REP) 0 00.00%

Signatures

Carlo Cassin

Dee Pussey

Kelsey Jock

Juan Perez

### FOR UNITED STATES PRESIDENT (LIB)

Vote for 1 Total: 0

JAMES ORLAND OGLE

III (LIB) 0 00.00%

(UNCOMMITTED) (LIB) 0 00.00%

MANUAL RECOUNT CERTIFICATION  
FOR THE FEBRUARY 7, 2012  
PRESIDENTIAL PREFERENCE PRIMARY ELECTION

Manual recount pursuant to 15 CSR 30-10.110 – applies to all jurisdictions

County of Christian )  
State of Missouri )

We, the undersigned members of the manual recount team, have randomly selected by mutual consent after the completion of the election count, the following precinct(s) for manual recount, not less than five (5) percent of all election precincts, but not less than one (1) precinct:

Lincoln #1

One (1) contested race or ballot issue to be manually recounted was randomly selected from each of the following categories, where applicable:

1. Presidential and Vice-Presidential electors, United States senate candidates and state-wide candidates;
2. State-wide ballot issues;
3. United States representative candidates and state general assembly candidates;
4. Partisan circuit and associate circuit judge candidates and all nonpartisan judicial retention candidates; and
5. In addition to the candidates and issues previously listed, the manual recount team shall select not less than one (1) contested race or ballot issue from all political subdivisions and special districts, including the county, in the selected precinct(s); and
6. In addition to the candidates and issues previously listed, the manual recount team shall select all races in which the margin of victory between the two (2) top candidates is equal to or less than one-half of one percent (0.5%) of the numbers of votes cast for the office or issue.

The manual recount was conducted under our supervision. The results are attached to this document.

Performed this 8th day of February, 2012.



Democratic Member



Republican Member

Retain one copy of this certification and return one copy to:  
Elections Division, Secretary of State's Office  
P. O. Box 1767  
Jefferson City, MO 65102



Christian County Electronic Count and Hand Count for Lincoln #1						
PARTY	CANDIDATE		OFFICE	OFFICIAL COUNT	RECOUNT	
Democratic	Barack Obama		President	14	14	
Democratic	Randall Terry		President	3	3	
Democratic	Darcy C. Richardson		President	2	2	
Democratic	John Wolfe		President	1	1	
Democratic	Uncommitted		President	0	0	
Republican	Rick Santorum		President	132	132	
Republican	Mitt Romney		President	48	48	
Republican	Ron Paul		President	24	24	
Republican	Michael J. Meehan		President	0	0	
Republican	Rick Perry		President	2	2	
Republican	Michele Bachmann		President	0	0	
Republican	Gary Johnson		President	0	0	
Republican	Herman Cain		President	2	2	
Republican	Keith Drummond		President	0	0	
Republican	Jon Huntsman		President	1	1	
Republican	Uncommitted		President	6	6	
Libertarian	James Orland Ogle II		President	0	0	
Libertarian	Uncommitted		President	0	0	
Nixa School Bond		0 Yes	0 No			

NOTE - One of the Judges of the Election will swear in the other Judges, Watchers and-Challengers of the Election and will then complete and sign the Certificate, after which one of the other Judges, already sworn, will swear in the first named Judge, who will then complete and sign the Certificate.

SEC. 115.091  
SEC. 115.473

**OATH FOR JUDGES, WATCHERS AND CHALLENGERS OF ELECTION**  
(OATH TO BE TAKEN AND SIGNED BEFORE ENTERING UPON DUTIES)

I solemnly swear that I will impartially discharge the duties of Judge, (watcher) (challenger) according to law, to the best of my ability and that I will not disclose how any voter has voted, unless I am required to do so as a witness in a proper judicial proceeding. I also affirm that I will not allow any person to vote who is not entitled to vote and that I will make no statement nor give any information of any kind tending in any way to show the state of the count prior to the close of the polls on election day.

----- Watcher	----- Supervisory
----- Watcher	----- Supervisory
----- Challenge	----- Judges of Election
----- Challenge	-----

Subscribed and sworn to before me this \_\_\_\_\_ day of \_\_\_\_\_, 20\_\_\_\_, \_\_\_\_\_ Judge of Election.

Subscribed and sworn to before me this \_\_\_\_\_ day of \_\_\_\_\_, 20\_\_\_\_, \_\_\_\_\_ one of the Judges of Election.

-----  
Judge of Election.

**CERTIFICATE OF JUDGES AT THE CLOSE OF ELECTION**

STATE OF MISSOURI, } ss.  
County of \_\_\_\_\_

We, the undersigned, Judges of the present Election, hereby certify that the foregoing is a correct tally of all the votes cast at said election for the persons and / or propositions named herein, and that the whole number of votes cast for each person and / or proposition, as stated opposite the names of such persons and / or propositions respectively, is correct.

-----  
Judge of Election

-----  
Judge of Election

This Book is prepared for the convenience of the Judges in counting and tallying the write-in ballots and making required oaths and certificates. Each Judge should be provided with one book, and the ballots should be tallied opposite the names of the candidates, or propositions, respectively as they are read by the Judges. This book should be returned to the Election Authority.

BE SURE TO COMPLETE AND SIGN CERTIFICATE OF JUDGES ON BACK PAGE.

**WRITE-IN  
TALLY BOOK**

OF THE

February 7, 2012

**ELECTION**

FOR

Presidential Preference Primary

HELD AT

#13 Lincoln #7 Ward/Precinct  
Clever Township

Christian County

STATE OF MISSOURI

On the 7th day of February, 2012



NOTE - One of the Judges of the Election will swear in the other Judges, Watchers and Challengers of the Election and will then complete and sign the Certificate, after which one of the other Judges, already sworn, will swear in the first named Judge, who will then complete and sign the Certificate.

SEC. 115.081  
SEC. 115.473

**OATH FOR JUDGES, WATCHERS AND CHALLENGERS OF ELECTION**  
(OATH TO BE TAKEN AND SIGNED BEFORE ENTERING UPON DUTIES)

I solemnly swear that I will impartially discharge the duties of Judge, (watcher) (challenger) according to law, to the best of my ability and that I will not disclose how any voter has voted, unless I am required to do so as a witness in a proper judicial proceeding. I also affirm that I will not allow any person to vote who is not entitled to vote and that I will make no statement nor give any information of any kind tending in any way to show the state of the count prior to the close of the polls on election day.

-----  
 Watcher  
 -----  
 Watcher  
 -----  
 Challenge  
 -----  
 Challenger  
 -----

Judges of Election  
 -----  
 Supervisory  
 -----  
 Supervisory  
 -----

Subscribed and sworn to before me this \_\_\_\_\_ day of \_\_\_\_\_, 20\_\_\_\_  
 ----- Judge of Election.  
 Subscribed and sworn to before me this \_\_\_\_\_ day of \_\_\_\_\_, 20\_\_\_\_  
 ----- Judge of Election.  
 by the above subscribed, ----- one of the Judges of Election.  
 ----- Judge of Election.

SEC. 12.030 (1) **CERTIFICATE OF JUDGES AT THE CLOSE OF ELECTION**

County of \_\_\_\_\_ }  
 STATE OF MISSOURI, } ss.

We, the undersigned, Judges of the present Election, hereby certify that the foregoing is a correct tally of all the votes cast at said election for the persons and / or propositions named herein, and that the whole number of votes cast for each person and / or proposition, as stated opposite the names of such persons and / or propositions respectively, is correct.

-----  
 Judge of Election  
 -----  
 Judge of Election  
 -----  
 Judge of Election  
 -----  
 Judge of Election

This Book is prepared for the convenience of the Judges in counting and tallying the write-in ballots and making required oaths and certificates. Each Judge should be provided with one book, and the ballots should be tallied opposite the names of the candidates, or propositions, respectively as they are read by the Judges. This book should be returned to the Election Authority.

BE SURE TO COMPLETE AND SIGN CERTIFICATE OF JUDGES ON BACK PAGE.

**WRITE-IN  
TALLY BOOK**

OF THE

February 7, 2012

**ELECTION**

FOR

Presidential Preference Primary

HELD AT

#13 Lincoln #1 Ward/Precinct

Cleaver Township

Christian County

STATE OF MISSOURI

On the 7<sup>th</sup> day of February, 20 12

WRITE-IN TALLY SHEET OF THE Presidential Primary ELECTION

HELD AT Lincoln #1 VOTING PRECINCT, IN Christian COUNTY, MISSOURI, ON Feb 7 2012

TALLY THUS FAR

NAME OF WRITE-IN CANDIDATE	10	20	30	40	50	60	70	80	90	100	110	120	130	140	150	160	170	180	190	200	
Democratic Party: VOTE ONE	5	5	5	5	5	5	5	5	5	5	5	5	5	5	5	5	5	5	5	5	
Barack Obama																					14
Randall Terry																					3
Darryl G. Richardson																					2
John Wolfe																					1
Uncommitted																					
Republican Party: VOTE ONE																					
Gary Johnson																					
Herman Cain																					2
Mitt Romney																					48
Michael J. Meehan																					
Rick Perry																					2
Keith Drummond																					
Jon Huntsman																					1
Michele Bachmann																					
Rick Santorum																					132
Ron Paul																					29
Uncommitted																					6
Libertarian Party: VOTE ONE																					
JAMES ORLAND OGLE III																					1
Uncommitted																					1
Constitution Party: VOTE ONE																					
Uncommitted																					
Nixa School Question:																					
YES																					
NO																					

FOR UNITED STATES PRESIDENT  
(LIB)  
Vote for 1 Total: 2  
JAMES ORLAND OGLE  
III (LIB) 1 50.00%  
(UNCOMMITTED) (LIB) 1 50.00%

FOR UNITED STATES PRESIDENT  
(CST)  
Vote for 1 Total: 0  
(UNCOMMITTED) (CST) 0 00.00%

NIXA REORGANIZED SCHOOL DISTRICT  
NO. R-2 OF CHRISTIAN COUNTY,  
MISSOURI (NP)  
Vote for 1 Total: 0  
YES 0 00.00%  
NO 0 00.00%

Signatures

*[Signature]*

*[Signature]*

*[Signature]*

*[Signature]*

Election Summary

PRESIDENTIAL PREFERENCE PRIMARY  
FEBRUARY 7, 2012 - CHRISTIAN  
COUNTY

Election Date Tue Feb 07, 2012

Report Printed:  
Tue Feb 07, 2012 10:49:04 PM  
Machine Name: UVS002131

Public Count 238  
Protective Count 242  
Open Poll  
Tue Feb 07, 2012 10:10:46 PM  
Close Poll  
Tue Feb 07, 2012 10:48:51 PM

Lincoln

Ballots Cast 238

FOR UNITED STATES PRESIDENT  
(DEM)  
Vote for 1 Total: 20  
BARACK OBAMA (DEM) 14 70.00%  
RANDALL TERRY (DEM) 3 15.00%  
DARCY G. RICHARDSON  
(DEM) 2 10.00%  
JOHN WOLFE (DEM) 1 05.00%  
(UNCOMMITTED) (DEM) 0 00.00%

FOR UNITED STATES PRESIDENT  
(REP)  
Vote for 1 Total: 215  
RICK SANTORUM  
(REP) 132 61.40%  
MITT ROMNEY (REP) 48 22.33%  
RON PAUL (REP) 24 11.16%  
(UNCOMMITTED) (REP) 6 02.79%  
HERMAN CAIN (REP) 2 00.93%  
RICK PERRY (REP) 2 00.93%  
JON HUNTSMAN (REP) 1 00.47%  
GARY JOHNSON (REP) 0 00.00%  
MICHAEL J. MEEHAN  
(REP) 0 00.00%  
KEITH DRUMMOND (REP) 0 00.00%  
MICHELE BACHMANN  
(REP) 0 00.00%

FOR UNITED STATES PRESIDENT  
(LIB)

13. LINCOLN  
LIBERTARTAN PARTY

Ballots Cast 0

FOR UNITED STATES PRESIDENT  
(LIB)

Vote for 1		Total: 0
12 JAMES ORLAND OGLE		
III (LIB)	0	00.00%
13 (UNCOMMITTED)		
(LIB)	0	00.00%

13. LINCOLN  
REPUBLICAN PARTY

Ballots Cast 0

FOR UNITED STATES PRESIDENT  
(REP)

Vote for 1		Total: 0
12 GARY JOHNSON		
(REP)	0	00.00%
13 HERMAN CAIN (REP)	0	00.00%
14 MITT ROMNEY (REP)	0	00.00%
15 MICHAEL J. MEEHAN		
(REP)	0	00.00%
16 RICK PERRY (REP)	0	00.00%
17 KEITH DRUMMOND		
(REP)	0	00.00%
18 JON HUNTSMAN		
(REP)	0	00.00%
19 MICHELE BACHMANN		
(REP)	0	00.00%
20 RICK SANTORUM		
(REP)	0	00.00%
21 RON PAUL (REP)	0	00.00%
22 (UNCOMMITTED)		
(REP)	0	00.00%

SIGNATURES

Carla Esick

Kelley Lat

Susan Peters

Jim Funes

Zero Count

PRESIDENTIAL PREFERENCE PRIMARY  
FEBRUARY 7, 2012 - CHRISTIAN  
COUNTY

Election Date Tue Feb 07, 2012

Report Printed:  
Tue Feb 07, 2012 10:10:52 PM  
Machine Name: UVS002131  
Diagnostics: Passed

Public Count 0  
Protective Count 4  
Open Poll

Tue Feb 07, 2012 10:10:46 PM

13. LINCOLN  
CONSTITUTION PARTY

Ballots Cast 0

FOR UNITED STATES PRESIDENT  
(CST)

Vote for 1		Total: 0
12 (UNCOMMITTED)		
(CST)	0	00.00%

13. LINCOLN  
DEMOCRATIC PARTY

Ballots Cast 0

FOR UNITED STATES PRESIDENT  
(DEM)

Vote for 1		Total: 0
12 BARACK OBAMA		
(DEM)	0	00.00%
13 RANDALL TERRY		
(DEM)	0	00.00%
14 DARCY G.		
RICHARDSON (DEM)	0	00.00%
15 JOHN WOLFE (DEM)	0	00.00%
16 (UNCOMMITTED)		
(DEM)	0	00.00%